

**MONTHLY REPORT OF DISBURSEMENTS**  
For the month of October, 2017


Department : State Universities and Colleges (SUCs)				Agency : Philippine Normal University				Operating Unit : N/A			
Organization Code (UACS) : 080030000000				Funding Source Code (as clustered) : 01 - Regular Agency Fund				Report Status : PENDING			
PARTICULARS	CURRENT YEAR BUDGET					PRIOR YEAR'S BUDGET					
						PRIOR YEAR'S ACCOUNTS PAYABLE					
	PS	MOOE	FinEx	CO	TOTAL	PS	MOOE	FinEx	CO	Sub-Total	
1	2	3	4	5	6=(2+3+4+5)	7	8	9	10	11=(7+8+9+10)	
Notice of Cash Allocation (NCA)	9,921,964.60	27,841,670.44	0	78,289,500.00	116,053,135.04	41,000.00	118,800.00	0	17,953,100.00	18,112,900.00	
MDS Checks Issued	5,654,909.78	6,388,727.01	0	78,289,500.00	90,333,136.79	41,000.00	0	0	17,953,100.00	17,994,100.00	
Advice to Debit Account	4,267,054.82	21,452,943.43	0	0	25,719,998.25	0	118,800.00	0	0	118,800.00	
Notice of Transfer of Allocation (NTA)	0	0	0	0	0	0	0	0	0	0	
MDS Checks Issued	0	0	0	0	0	0	0	0	0	0	
Advice to Debit Account	0	0	0	0	0	0	0	0	0	0	
Working Fund (NCA issued to BTr)	0	0	0	0	0	0	0	0	0	0	
Tax Remittance Advices Issued (TRA)	5,015,404.84	437,696.53	0	0	5,453,101.37	0	0	0	0	0	
Cash Disbursement Ceiling (CDC)	0	0	0	0	0	0	0	0	0	0	
Non-Cash Availment Authority (NCAA)	0	0	0	0	0	0	0	0	0	0	
Others (CDT, BTr Docs Stamp, etc.)	0	0	0	0	0	0	0	0	0	0	

**Summary**


PARTICULARS (1)	PREVIOUS REPORT (2)	CURRENT MONTH (3)	AS OF DATE (4)
Total Disbursement Authorities Received			
NCA	52,573,723.00	168,383,160.00	957,855,560.94
Working Fund	0	0	0
TRA	5,478,227.18	5,453,101.37	52,794,142.40
CDC	0	0	0
NCAA	0	0	0
Others (CDT, BTr Docs Stamp, etc.)	0	0	4,050.00
Less: Notice of Transfer Allocations (NTA)* issued	0	0	0
Total Disbursements Authorities Available	58,051,950.18	173,836,261.37	1,010,653,753.34
Less			
Lapsed NCA	0	0	-74,583,421.94
Disbursements	64,500,476.88	139,619,136.41	-875,210,390.65
Balance of Disbursements Authorities as of to date	-6,448,526.70	34,217,124.96	60,859,940.75
Total Disbursements Program	58,051,950.18	173,836,261.37	1,010,653,753.34
Less: * Actual Disbursements	64,500,476.88	139,619,136.41	-949,793,812.59
(Over)/Under spending~	-6,448,526.70	34,217,124.96	60,859,940.75

This report was generated using the Unified Reporting System on 23/02/2018 08:13

Certified Correct:

  
RONNIE B. PAGAL  
Accountant IV

Approved by:

  
MA. ANTOINETTE C. MONTEALEGRE, D.A.  
Officer-in-Charge  
Office of the President

[illegible]

**MONTHLY REPORT OF DISBURSEMENTS**  
For the month of November, 2017


Department : State Universities and Colleges (SUCs)				Agency : Philippine Normal University					Operating Unit : N/A						
Organization Code (UACS) : 080030000000				Funding Source Code (as clustered) : 01 - Regular Agency Fund					Report Status : SUBMITTED						
PARTICULARS	CURRENT YEAR BUDGET					PRIOR YEAR'S BUDGET					PRIOR YEAR'S BUDGET				
						PRIOR YEAR'S ACCOUNTS PAYABLE					CURRENT YEAR'S ACCOUNTS PAYABLE				
	PS	MOOE	FinEx	CO	TOTAL	PS	MOOE	FinEx	CO	Sub-Total	PS	MOOE	FinEx	CO	Sub-Total
1	2	3	4	5	6=(2+3+4+5)	7	8	9	10	11=(7+8+9+10)	12	13	14	15	16=(12+13+14+15)
Notice of Cash Allocation (NCA)	37,176,533.20	11,197,403.03	0	15,200,000.00	63,573,936.23	0	0	0	1,479,652.96	1,479,652.96	0	0	0	0	
MDS Checks Issued	8,991,325.42	5,046,322.86	0	0	14,037,648.28	0	0	0	0	0	0	0	0	0	
Advice to Debit Account	28,185,207.78	6,151,080.17	0	15,200,000.00	49,536,287.95	0	0	0	1,479,652.96	1,479,652.96	0	0	0	0	
Notice of Transfer of Allocation (NTA)	0	0	0	0	0	0	0	0	0	0	0	0	0	0	
MDS Checks Issued	0	0	0	0	0	0	0	0	0	0	0	0	0	0	
Advice to Debit Account	0	0	0	0	0	0	0	0	0	0	0	0	0	0	
Working Fund (NCA issued to BTr)	0	0	0	0	0	0	0	0	0	0	0	0	0	0	
Tax Remittance Advices Issued (TRA)	5,265,310.23	458,407.84	0	0	5,723,718.07	0	0	0	83,753.94	83,753.94	0	0	0	0	
Cash Disbursement Ceiling (CDC)	0	0	0	0	0	0	0	0	0	0	0	0	0	0	
Non-Cash Availment Authority (NCAA)	0	0	0	0	0	0	0	0	0	0	0	0	0	0	
Others (CDT, BTr Docs Stamp, etc.)	0	0	0	0	0	0	0	0	0	0	0	0	0	0	

**Summary**

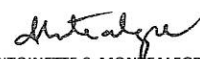
PARTICULARS	PREVIOUS REPORT	CURRENT MONTH	AS OF DATE
(1)	(2)	(3)	(4)
Total Disbursement Authorities Received			
NCA	168,383,160.00	101,456,000.00	1,059,311,560.94
Working Fund	0	0	0
TRA	5,453,101.37	5,807,472.01	58,601,614.41
CDC	0	0	0
NCAA	0	0	0
Others (CDT, BTr Docs Stamp, etc.)	0	0	4,050.00
Less: Notice of Transfer Allocations (NTA)* issued	0	0	0
Total Disbursements Authorities Available	173,836,261.37	107,263,472.01	1,117,917,225.35
Less			
Lapsed NCA	0	0	-74,583,421.94
Disbursements	139,619,136.41	70,861,061.20	-946,071,451.85
Balance of Disbursements Authorities as of to date	34,217,124.96	36,402,410.81	97,262,351.56
Total Disbursements Program	173,836,261.37	107,263,472.01	1,117,917,225.35
Less: * Actual Disbursements	139,619,136.41	70,861,061.20	-1,020,654,873.79
(Over)/Under spending~	34,217,124.96	36,402,410.81	97,262,351.56

This report was generated using the Unified Reporting System on 23/02/2018 13:40

Certified Correct:

  
RONNIE B. PAGAL  
Accountant IV

Approved by:

  
MA. ANTOINETTE C. MONTEALEGRE, D.A  
Officer-in-Charge  
Office of the President

[illegible]

**MONTHLY REPORT OF DISBURSEMENTS**  
For the month of December, 2017


Department : State Universities and Colleges (SUCs)					Agency : Philippine Normal University					Operating Unit : N/A					
Organization Code (UACS) : 080030000000					Funding Source Code (as clustered) : 01 - Regular Agency Fund					Report Status : SUBMITTED					
PARTICULARS	CURRENT YEAR BUDGET					PRIOR YEAR'S BUDGET					PRIOR YEAR'S BUDGET				
						PRIOR YEAR'S ACCOUNTS PAYABLE					CURRENT YEAR'S ACCOUNTS PAYABLE				
	PS	MOOE	FinEx	CO	TOTAL	PS	MOOE	FinEx	CO	Sub-Total	PS	MOOE	FinEx	CO	Sub-Total
1	2	3	4	5	6=(2+3+4+5)	7	8	9	10	11=(7+8+9+10)	12	13	14	15	16=(12+13+14+15)
Notice of Cash Allocation (NCA)	41,932,955.23	42,924,375.02	0	33,177,859.32	118,035,189.57	550,700.00	0	0	4,045,417.13	4,596,117.13	0	0	0	0	0
MDS Checks Issued	19,850,767.52	16,591,304.29	0	30,863,532.15	67,305,603.96	0	0	0	4,045,417.13	4,045,417.13	0	0	0	0	0
Advice to Debit Account	22,082,187.71	26,333,070.73	0	2,314,327.17	50,729,585.61	550,700.00	0	0	0	550,700.00	0	0	0	0	0
Notice of Transfer of Allocation (NTA)	0	0	0	0	0	0	0	0	0	0	0	0	0	0	0
MDS Checks Issued	0	0	0	0	0	0	0	0	0	0	0	0	0	0	0
Advice to Debit Account	0	0	0	0	0	0	0	0	0	0	0	0	0	0	0
Working Fund (NCA issued to BTr)	0	0	0	0	0	0	0	0	0	0	0	0	0	0	0
Tax Remittance Advices Issued (TRA)	8,629,817.24	1,228,506.42	0	26,517.85	9,884,841.51	276,991.53	0	0	228,985.87	505,977.40	0	0	0	0	0
Cash Disbursement Ceiling (CDC)	0	0	0	0	0	0	0	0	0	0	0	0	0	0	0
Non-Cash Availment Authority (NCAA)	0	0	0	0	0	0	0	0	0	0	0	0	0	0	0
Others (CDT, BTr Docs Stamp, etc.)	0	0	0	0	0	0	0	0	0	0	0	0	0	0	0

**Summary**


PARTICULARS	PREVIOUS REPORT	CURRENT MONTH	AS OF DATE
(1)	(2)	(3)	(4)
Total Disbursement Authorities Received			
NCA	101,456,000.00	98,537,200.00	1,157,848,760.94
Working Fund	0	0	0
TRA	5,807,472.01	10,390,818.91	68,992,433.32
CDC	0	0	0
NCAA	0	0	0
Others (CDT, BTr Docs Stamp, etc.)	0	0	4,050.00
Less: Notice of Transfer Allocations (NTA)* issued	0	0	0
Total Disbursements Authorities Available	107,263,472.01	108,928,018.91	1,226,845,244.26
Less			
Lapsed NCA	0	54,967,326.81	-129,550,748.75
Disbursements	70,861,061.20	133,022,125.61	-1,079,093,577.46
Balance of Disbursements Authorities as of to date	36,402,410.81	-79,061,433.51	18,200,918.05
Total Disbursements Program	107,263,472.01	108,928,018.91	1,226,845,244.26
Less: * Actual Disbursements	70,861,061.20	133,022,125.61	-1,208,644,326.21
(Over)/Under spending~	36,402,410.81	-24,094,106.70	18,200,918.05

This report was generated using the Unified Reporting System on 23/02/2018 14:15

Certified Correct:

  
RONNIE B. PAGAL  
Accountant IV

Approved by:

  
MA. ANTOINETTE C. MONTEALEGRE, D.A  
Officer-in-Charge  
Office of the President

[illegible]