

MONTHLY REPORT OF DISBURSEMENTS
For the month of January 2026

Department : State Universities and Colleges (SUCs)
 Agency/Entity : Philippine Normal University
 Operating Unit : < not applicable >
 Organization Code (UACS) : 08 003 0000000
 Fund Cluster : 01 - Regular Agency Fund

(e.g. UACS Fund Cluster: 01-Regular Agency Fund, 02-Foreign Assisted Projects Fund, 03-Special Account-Locally Funded/Domestic Grants Fund, etc.)

Particulars	Current Year Budget					Prior Year's Accounts Payable				
	PS	MOOE	FinEx	CO	TOTAL	PS	MOOE	FinEx	CO	Sub-Total
	2	3	4	5	6=(2+3+4+5)	7	8	9	10	11=(7+8+9+10)
CASH DISBURSEMENTS	33,919,050.06	4,661,349.13	0.00	0.00	38,580,399.19	148,569.88	391,782.38	0.00	0.00	540,352.26
Notice of Cash Allocation (NCA)	33,919,050.06	4,661,349.13	0.00	0.00	38,580,399.19	148,569.88	391,782.38	0.00	0.00	540,352.26
MDS Checks Issued	1,751,387.18	2,222,247.57	0.00	0.00	3,973,634.75	19,000.00	353,720.38	0.00	0.00	372,720.38
Advice to Debit Account	32,167,662.88	2,439,101.56	0.00	0.00	34,606,764.44	129,569.88	38,062.00	0.00	0.00	167,631.88
Notice of Transfer Allocations (NTA)	0.00	0.00	0.00	0.00	0.00	0.00	0.00	0.00	0.00	0.00
MDS Checks Issued	0.00	0.00	0.00	0.00	0.00	0.00	0.00	0.00	0.00	0.00
Advice to Debit Account	0.00	0.00	0.00	0.00	0.00	0.00	0.00	0.00	0.00	0.00
Working Fund for FAPs	0.00	0.00	0.00	0.00	0.00	0.00	0.00	0.00	0.00	0.00
Cash Disbursement Ceiling (CDC)	0.00	0.00	0.00	0.00	0.00	0.00	0.00	0.00	0.00	0.00
TOTAL CASH DISBURSEMENTS	33,919,050.06	4,661,349.13	0.00	0.00	38,580,399.19	148,569.88	391,782.38	0.00	0.00	540,352.26
NON-CASH DISBURSEMENTS	4,326,064.55	135,917.57	0.00	0.00	4,461,982.12	0.00	1,722.23	0.00	0.00	1,722.23
Tax Remittance Advices Issued (TRA)	4,326,064.55	135,917.57	0.00	0.00	4,461,982.12	0.00	1,722.23	0.00	0.00	1,722.23
Non-Cash Availment Authority (NCAA)	0.00	0.00	0.00	0.00	0.00	0.00	0.00	0.00	0.00	0.00
Disbursements effected through outright deductions from claims (please specify...)	0.00	0.00	0.00	0.00	0.00	0.00	0.00	0.00	0.00	0.00
Overpayment of expenses(e.g. personnel benefits)	0.00	0.00	0.00	0.00	0.00	0.00	0.00	0.00	0.00	0.00
Restitution for loss of government property	0.00	0.00	0.00	0.00	0.00	0.00	0.00	0.00	0.00	0.00
Liquidated damages and similar claims	0.00	0.00	0.00	0.00	0.00	0.00	0.00	0.00	0.00	0.00
Others(TEF, BTr-Documentary Stamp Tax, etc.)	0.00	0.00	0.00	0.00	0.00	0.00	0.00	0.00	0.00	0.00
TOTAL NON-CASH DISBURSEMENTS	4,326,064.55	135,917.57	0.00	0.00	4,461,982.12	0.00	1,722.23	0.00	0.00	1,722.23

Trust Liabilities				Grand Total					Remarks
PS	MOOE	CO	TOTAL	PS	MOOE	FinEx	CO	TOTAL	
19	20	21	22=(19+20+21)	23	24	25	26	27=(23+24+25+26)	
0.00	0.00	0.00	0.00	34,067,619.94	5,053,131.51	0.00	0.00	39,120,751.45	
0.00	0.00	0.00	0.00	34,067,619.94	5,053,131.51	0.00	0.00	39,120,751.45	
0.00	0.00	0.00	0.00	1,770,387.18	2,575,967.95	0.00	0.00	4,346,355.13	
0.00	0.00	0.00	0.00	32,297,232.76	2,477,163.56	0.00	0.00	34,774,396.32	
0.00	0.00	0.00	0.00	0.00	0.00	0.00	0.00	0.00	
0.00	0.00	0.00	0.00	0.00	0.00	0.00	0.00	0.00	
0.00	0.00	0.00	0.00	0.00	0.00	0.00	0.00	0.00	
0.00	0.00	0.00	0.00	0.00	0.00	0.00	0.00	0.00	
0.00	0.00	0.00	0.00	0.00	0.00	0.00	0.00	0.00	
0.00	0.00	0.00	0.00	34,067,619.94	5,053,131.51	0.00	0.00	39,120,751.45	
0.00	0.00	0.00	0.00	4,326,064.55	137,639.80	0.00	0.00	4,463,704.35	
0.00	0.00	0.00	0.00	4,326,064.55	137,639.80	0.00	0.00	4,463,704.35	
0.00	0.00	0.00	0.00	0.00	0.00	0.00	0.00	0.00	
0.00	0.00	0.00	0.00	0.00	0.00	0.00	0.00	0.00	
0.00	0.00	0.00	0.00	0.00	0.00	0.00	0.00	0.00	
0.00	0.00	0.00	0.00	0.00	0.00	0.00	0.00	0.00	
0.00	0.00	0.00	0.00	0.00	0.00	0.00	0.00	0.00	
0.00	0.00	0.00	0.00	0.00	0.00	0.00	0.00	0.00	
0.00	0.00	0.00	0.00	4,326,064.55	137,639.80	0.00	0.00	4,463,704.35	


SUMMARY

Particulars (1)	Previous Report (2)	This Month (3)	As at Date (4)
Total Disbursement Authorities Received	0.00	70,738,704.35	70,738,704.35
NCA	0.00	66,275,000.00	66,275,000.00
NTA	0.00	0.00	0.00
Working Fund	0.00	0.00	0.00
TRA	0.00	4,463,704.35	4,463,704.35
CDC	0.00	0.00	0.00
NCAA	0.00	0.00	0.00
Less: Notice of Transfer of Allocations (NTA)* issued	0.00	0.00	0.00
Total Disbursement Authorities Available	0.00	70,738,704.35	70,738,704.35
Less:	0.00	0.00	0.00
Lapsed NCA	0.00	0.00	0.00
Disbursements	0.00	43,584,455.80	43,584,455.80
Less: Other Non-Cash Disbursements	0.00	0.00	0.00
Disbursements effected through outright deductions from claims	0.00	0.00	0.00
Overpayment of expenses(e.g. personnel benefits)	0.00	0.00	0.00
Restitution for loss of government property	0.00	0.00	0.00
Liquidated damages and similar claims	0.00	0.00	0.00
Others (e.g. TEF, BTr, Docs Stamp, etc.)	0.00	0.00	0.00
Add/Less: Adjustments (e.g. cancelled/staled checks)	0.00	0.00	0.00
Balance of Disbursement Authorities as at date	0.00	27,154,248.55	27,154,248.55
Total Disbursements Program	0.00	70,738,704.35	70,738,704.35
Less: * Actual Disbursements	0.00	43,584,455.80	43,584,455.80
(Over)/Under spending	0.00	27,154,248.55	27,154,248.55


Notes: * The use of NTA is discouraged

Notes: ** Amounts should tally with the grand total disbursemnt (column 27).


Certified Correct:


 ARGEA LINN P. PALABRICA
 Accountant III
 Date: February 10, 2026 04:21 PM

Recommending Approval:


 LORDINO A. VERGARA
 Vice
 Date: February 10, 2026

Approved By:


 BERT J. TUGA
 President
 Date: February 10, 2026 04:24 PM