




QUARTERLY REPORT OF REVENUE AND OTHER RECEIPTS
As at the Quarter Ending March 31, 2025


Department : State Universities and Colleges (SUCs)
Agency/Entity : Philippine Normal University
Operating Unit : < not applicable >
Organization Code (UACS) : 08 003 0000000
Fund Cluster : 05 - Internally Generated Funds

Classification/Sources of Revenue and Other Receipts	UACS CODE	REVENUE TARGET (Annual) per BESF	Actual Revenue and Other Receipts Collections					Cumulative Remittance/Deposits to Date			Variance		Remarks
			1st Quarter Ending March 31	2nd Quarter Ending June 30	3rd Quarter Ending September 30	4th Quarter Ending December 31	Total	Remittance to BTr	Deposited with AGDB	Total	Amount	%	
1	2	3	4	5	6	7	8=(4+5+6+7)	9	10	11=(9+10)	12=(8-3)	13=(12/3)	14
Internally Generated Funds		132,479,000.00	16,882,515.11	0.00	0.00	0.00	16,882,515.11	0.00	0.00	0.00	(115,596,484.89)	-87 %	
Revenue Collections		130,361,000.00	16,353,256.80	0.00	0.00	0.00	16,353,256.80	0.00	0.00	0.00	(114,007,743.20)	-87 %	
Cash Revenue		130,361,000.00	16,353,256.80	0.00	0.00	0.00	16,353,256.80	0.00	0.00	0.00	(114,007,743.20)	-87 %	
Not Applicable		130,361,000.00	16,353,256.80	0.00	0.00	0.00	16,353,256.80	0.00	0.00	0.00	(114,007,743.20)	-87 %	
Tuition Fees	4020201001	34,538,000.00	5,034,852.89	0.00	0.00	0.00	5,034,852.89	0.00	0.00	0.00	(29,503,147.11)	-85 %	
Income Collected from Students	4020201002	14,450,000.00	827,018.76	0.00	0.00	0.00	827,018.76	0.00	0.00	0.00	(13,622,981.24)	-94 %	
Income from Other Sources	4020201003	39,489,000.00	3,592,415.10	0.00	0.00	0.00	3,592,415.10	0.00	0.00	0.00	(35,896,584.90)	-91 %	
Other School Fees	4020201099	12,590,000.00	898,577.48	0.00	0.00	0.00	898,577.48	0.00	0.00	0.00	(11,691,422.52)	-93 %	
Rent/Lease Income	4020205000	1,980,000.00	991,403.66	0.00	0.00	0.00	991,403.66	0.00	0.00	0.00	(988,596.34)	-50 %	
Income from Hostels/Dormitories and other Like facilities	4020213000	13,500,000.00	2,515,847.00	0.00	0.00	0.00	2,515,847.00	0.00	0.00	0.00	(10,984,153.00)	-81 %	
Other Business Income	4020299099	13,814,000.00	2,493,141.91	0.00	0.00	0.00	2,493,141.91	0.00	0.00	0.00	(11,320,858.09)	-82 %	
Non-Revenue Collections/Other Receipts		2,118,000.00	529,258.31	0.00	0.00	0.00	529,258.31	0.00	0.00	0.00	(1,588,741.69)	-75 %	
Cash Receipts		2,118,000.00	529,258.31	0.00	0.00	0.00	529,258.31	0.00	0.00	0.00	(1,588,741.69)	-75 %	
Not Applicable		2,118,000.00	529,258.31	0.00	0.00	0.00	529,258.31	0.00	0.00	0.00	(1,588,741.69)	-75 %	
Cash - Collecting Officers	1010101000	765,000.00	64,453.26	0.00	0.00	0.00	64,453.26	0.00	0.00	0.00	(700,546.74)	-92 %	
Accounts Receivable	1030101000	1,345,000.00	184,305.05	0.00	0.00	0.00	184,305.05	0.00	0.00	0.00	(1,160,694.95)	-86 %	
Receivables - Disallowances/Charges	1030501000	8,000.00	280,500.00	0.00	0.00	0.00	280,500.00	0.00	0.00	0.00	272,500.00	3,406 %	
GRAND TOTAL		132,479,000.00	16,882,515.11	0.00	0.00	0.00	16,882,515.11	0.00	0.00	0.00	(115,596,484.89)	-87 %	

Certified Correct:

RONNIE B. PAGAL, CIA
ACCOUNTANT
Date: April 22, 2025 11:51 AM

Certified Correct:

HALSEY M. GANGA, CPA
DIRECTOR, FINANCIAL MANAGEMENT OFFICE
Date: April 22, 2025 11:51 AM


Recommending Approval By:

LORDINO A. VERA-ARA, DPD
VICE PRESIDENT FOR FINANCE AND ADMINISTRATION
Date:


Approved By:

BERTHA CUGA, PHD
PRESIDENT
Date: April 30, 2025 09:38 AM

QUARTERLY REPORT OF REVENUE AND OTHER RECEIPTS
As at the Quarter Ending March 31, 2025

Department : State Universities and Colleges (SUCs)
 Agency/Entity : Philippine Normal University
 Operating Unit : < not applicable >
 Organization Code (UACS) : 08 003 0000000
 Fund Cluster : 07 - Trust Receipts


Classification/Sources of Revenue and Other Receipts	UACS CODE	REVENUE TARGET (Annual) per BESF	Actual Revenue and Other Receipts Collections					Cumulative Remittance/Deposits to Date			Variance		Remarks
			1st Quarter Ending March 31	2nd Quarter Ending June 30	3rd Quarter Ending September 30	4th Quarter Ending December 31	Total	Remittance to BTr	Deposited with AGDB	Total	Amount	%	
1	2	3	4	5	6	7	8=(4+5+6+7)	9	10	11=(9+10)	12=(8-3)	13=(12/3)	14
Trust Receipts		112,401,000.00	44,113,696.57	0.00	0.00	0.00	44,113,696.57	0.00	0.00	0.00	(68,287,303.43)	-61 %	
Trust Receipts Deposited with Authorized Government Depository Banks (ASDB)		112,401,000.00	44,113,696.57	0.00	0.00	0.00	44,113,696.57	0.00	0.00	0.00	(68,287,303.43)	-61 %	
Due to NGAs		91,776,000.00	36,150,659.00	0.00	0.00	0.00	36,150,659.00	0.00	0.00	0.00	(55,625,341.00)	-61 %	
Trust Liabilities		20,625,000.00	7,963,037.57	0.00	0.00	0.00	7,963,037.57	0.00	0.00	0.00	(12,661,962.43)	-61 %	
GRAND TOTAL		112,401,000.00	44,113,696.57	0.00	0.00	0.00	44,113,696.57	0.00	0.00	0.00	(68,287,303.43)	-61 %	

Certified Correct:

 RONNIE B. PAGAL, CIA
 ACCOUNTANT
 Date: April 22, 2025 11:51 AM

Certified Correct:

 HARRY A. BISANGA, CPA
 DIRECTOR, FINANCIAL MANAGEMENT OFFICE
 Date: April 22, 2025 11:51 AM

Recommended Approval By:

 LORDINIO VERGARA, DPD
 VICE PRESIDENT FOR FINANCE AND ADMINISTRATION
 Date:

Approved By:

 BERT J. TUSA, PHD
 PRESIDENT
 Date: April 30, 2025 09:38 AM

QUARTERLY REPORT OF REVENUE AND OTHER RECEIPTS
As at the Quarter Ending June 30, 2025

Department : State Universities and Colleges (SUCs)
 Agency/Entity : Philippine Normal University
 Operating Unit : < not applicable >
 Organization Code (UACS) : 08 003 0000000
 Fund Cluster : 05 - Internally Generated Funds

Classification/Sources of Revenue and Other Receipts	UACS CODE	REVENUE TARGET (Annual) per BESF	Actual Revenue and Other Receipts Collections					Cumulative Remittance/Deposits to Date			Variance		Remarks
			1st Quarter Ending March 31	2nd Quarter Ending June 30	3rd Quarter Ending September 30	4th Quarter Ending December 31	Total	Remittance to BTr	Deposited with AGDB	Total	Amount	%	
1	2	3	4	5	6	7	8=(4+5+6+7)	9	10	11=(9+10)	12=(8-3)	13=(12/3)	14
Internally Generated Funds		132,479,000.00	16,882,515.11	45,270,006.59	0.00	0.00	62,152,521.70	0.00	0.00	0.00	(70,326,478.30)	-53 %	
Revenue Collections		130,361,000.00	16,353,256.80	45,203,066.72	0.00	0.00	61,556,323.52	0.00	0.00	0.00	(68,804,676.48)	-53 %	
Cash Revenue		130,361,000.00	16,353,256.80	45,203,066.72	0.00	0.00	61,556,323.52	0.00	0.00	0.00	(68,804,676.48)	-53 %	
Not Applicable		130,361,000.00	16,353,256.80	45,203,066.72	0.00	0.00	61,556,323.52	0.00	0.00	0.00	(68,804,676.48)	-53 %	
Tuition Fees	4020201001	34,538,000.00	5,034,852.89	7,708,652.20	0.00	0.00	12,743,505.09	0.00	0.00	0.00	(21,794,494.91)	-63 %	
Income Collected from Students	4020201002	14,450,000.00	827,018.76	1,903,030.00	0.00	0.00	2,730,048.76	0.00	0.00	0.00	(11,719,951.24)	-81 %	
Income from Other Sources	4020201003	39,489,000.00	3,592,415.10	23,491,265.14	0.00	0.00	27,083,680.24	0.00	0.00	0.00	(12,405,319.76)	-31 %	
Other School Fees	4020201099	12,590,000.00	898,577.48	2,825,494.00	0.00	0.00	3,724,071.48	0.00	0.00	0.00	(8,865,928.52)	-70 %	
Rent/Lease Income	4020205000	1,980,000.00	991,403.66	2,670,670.95	0.00	0.00	3,662,074.61	0.00	0.00	0.00	1,682,074.61	85 %	
Income from Hostels/Dormitories and other Like facilities	4020213000	13,500,000.00	2,515,847.00	3,698,863.00	0.00	0.00	6,214,510.00	0.00	0.00	0.00	(7,285,490.00)	-54 %	
Other Business Income	4020299099	13,814,000.00	2,493,141.91	2,905,291.43	0.00	0.00	5,398,433.34	0.00	0.00	0.00	(8,415,566.66)	-61 %	
Non-Revenue Collections/Other Receipts		2,118,000.00	529,258.31	66,939.87	0.00	0.00	596,198.18	0.00	0.00	0.00	(1,521,801.82)	-72 %	
Cash Receipts		2,118,000.00	529,258.31	66,939.87	0.00	0.00	596,198.18	0.00	0.00	0.00	(1,521,801.82)	-72 %	
Not Applicable		2,118,000.00	529,258.31	66,939.87	0.00	0.00	596,198.18	0.00	0.00	0.00	(1,521,801.82)	-72 %	
Cash - Collecting Officers	1010101000	765,000.00	64,453.26	62,120.87	0.00	0.00	126,574.13	0.00	0.00	0.00	(638,425.87)	-83 %	
Accounts Receivable	1030101000	1,345,000.00	184,305.05	4,000.00	0.00	0.00	188,305.05	0.00	0.00	0.00	(1,156,694.95)	-86 %	
Receivables - Disallowances/Charges	1030501000	8,000.00	280,500.00	819.00	0.00	0.00	281,319.00	0.00	0.00	0.00	273,319.00	3,416 %	
GRAND TOTAL		132,479,000.00	16,882,515.11	45,270,006.59	0.00	0.00	62,152,521.70	0.00	0.00	0.00	(70,326,478.30)	-53 %	

Certified Correct:
 ARGEA LINN PALABRICA, CPA
 ACCOUNTANT
 Date: July 29, 2025 05:35 PM

Certified Correct:
 HARRY BRUNO GANGA, CPA
 DIRECTOR, FINANCIAL MANAGEMENT OFFICE
 Date: July 29, 2025 05:35 PM


Recommending Approval By:
 LORDINIO S. VECERA, DPD
 VICE PRESIDENT FOR FINANCE AND ADMINISTRATION
 Date:


Approved By:
 GERONIMO T. TORRES, PHD
 PRESIDENT
 Date: July 30, 2025 10:41 AM


QUARTERLY REPORT OF REVENUE AND OTHER RECEIPTS
As at the Quarter Ending June 30, 2025


Department : State Universities and Colleges (SUCs)
 Agency/Entity : Philippine Normal University
 Operating Unit : < not applicable >
 Organization Code (UACS) : 08 003 0000000
 Fund Cluster : 07 - Trust Receipts

Classification/Sources of Revenue and Other Receipts	UACS CODE	REVENUE TARGET (Annual) per BESF	Actual Revenue and Other Receipts Collections				Cumulative Remittance/Deposits to Date			Variance		Remarks	
			1st Quarter Ending March 31	2nd Quarter Ending June 30	3rd Quarter Ending September 30	4th Quarter Ending December 31	Total	Remittance to BTr	Deposited with AGDB	Total	Amount		%
1	2	3	4	5	6	7	8=(4+5+6+7)	9	10	11=(9+10)	12=(8-3)	13=(12/3)	14
Trust Receipts		112,401,000.00	44,113,696.57	18,701,834.74	0.00	0.00	62,815,531.31	0.00	0.00	0.00	(49,585,468.69)	-44 %	
Trust Receipts Deposited with Authorized Government Depository Banks (AGDB)		112,401,000.00	44,113,696.57	18,701,834.74	0.00	0.00	62,815,531.31	0.00	0.00	0.00	(49,585,468.69)	-44 %	
Due to NGAs		91,778,000.00	36,150,659.00	14,600,433.00	0.00	0.00	50,751,092.00	0.00	0.00	0.00	(41,024,908.00)	-45 %	
Trust Liabilities		20,625,000.00	7,963,037.57	4,101,401.74	0.00	0.00	12,064,439.31	0.00	0.00	0.00	(8,560,560.69)	-42 %	
GRAND TOTAL		112,401,000.00	44,113,696.57	18,701,834.74	0.00	0.00	62,815,531.31	0.00	0.00	0.00	(49,585,468.69)	-44 %	

Certified Correct:

 ARGEA LINN P. ALABRACA, CPA
 ACCOUNTANT
 Date: July 29, 2025 05:35 PM

Certified Correct:

 HARWIN M. MISANGA, CPA
 DIRECTOR, FINANCIAL MANAGEMENT OFFICE
 Date: July 29, 2025 05:35 PM

Recommending Approval By:

 LORDINIO A. VERGARA, DPD
 VICE PRESIDENT FOR FINANCE AND ADMINISTRATION
 Date:

Approved By:

 BEFEL TUGA, PHD
 PRESIDENT
 Date: July 30, 2025 10:41 AM

QUARTERLY REPORT OF REVENUE AND OTHER RECEIPTS
As at the Quarter Ending September 30, 2025

Department : State Universities and Colleges (SUCs)
Agency/Entity : Philippine Normal University
Operating Unit : < not applicable >
Organization Code (UACS) : 08 003 0000000
Fund Cluster : 05 - Internally Generated Funds

Classification/Sources of Revenue and Other Receipts	UACS CODE	REVENUE TARGET (Annual) per BESF	Actual Revenue and Other Receipts Collections				Cumulative Remittance/Deposits to Date			Variance		Remarks	
			1st Quarter Ending March 31	2nd Quarter Ending June 30	3rd Quarter Ending September 30	4th Quarter Ending December 31	Total	Remittance to BTr	Deposited with AGDB	Total	Amount		%
1	2	3	4	5	6	7	8=(4+5+6+7)	9	10	11=(9+10)	12=(8-3)	13=(12/3)	14
Internally Generated Funds		88,633,000.00	16,882,515.11	45,270,006.59	47,402,083.55	0.00	109,554,605.25	0.00	0.00	0.00	20,921,605.25	24 %	
Revenue Collections		87,303,000.00	16,353,256.80	45,203,066.72	47,250,576.65	0.00	108,806,900.17	0.00	0.00	0.00	21,503,900.17	25 %	
Cash Revenue		87,303,000.00	16,353,256.80	45,203,066.72	47,250,576.65	0.00	108,806,900.17	0.00	0.00	0.00	21,503,900.17	25 %	
Not Applicable		87,303,000.00	16,353,256.80	45,203,066.72	47,250,576.65	0.00	108,806,900.17	0.00	0.00	0.00	21,503,900.17	25 %	
Tuition Fees	4020201001	30,050,000.00	5,034,852.89	7,708,652.20	10,178,206.02	0.00	22,921,711.11	0.00	0.00	0.00	(7,128,288.89)	-24 %	
Income Collected from Students	4020201002	12,430,000.00	827,018.76	1,903,030.00	3,785,284.62	0.00	6,515,333.38	0.00	0.00	0.00	(5,914,666.62)	-48 %	
Income from Other Sources	4020201003	19,099,000.00	3,592,415.10	23,491,265.14	13,007,654.96	0.00	40,091,335.20	0.00	0.00	0.00	20,992,335.20	110 %	
Other School Fees	4020201099	11,322,000.00	898,577.48	2,825,494.00	7,269,223.42	0.00	10,993,294.90	0.00	0.00	0.00	(328,705.10)	-3 %	
Rent/Lease Income	4020205000	1,440,000.00	991,403.66	2,670,670.95	809,302.02	0.00	4,471,376.63	0.00	0.00	0.00	3,031,376.63	211 %	
Income from Hostels/Dormitories and other Like facilities	4020213000	4,834,000.00	2,515,847.00	3,698,663.00	6,269,007.05	0.00	12,483,517.05	0.00	0.00	0.00	7,649,517.05	158 %	
Other Business Income	4020299099	8,128,000.00	2,493,141.91	2,905,291.43	5,931,898.56	0.00	11,330,331.90	0.00	0.00	0.00	3,202,331.90	39 %	
Non-Revenue Collections/Other Receipts		1,330,000.00	529,258.31	66,939.87	151,506.90	0.00	747,705.08	0.00	0.00	0.00	(582,294.92)	-44 %	
Cash Receipts		1,330,000.00	529,258.31	66,939.87	151,506.90	0.00	747,705.08	0.00	0.00	0.00	(582,294.92)	-44 %	
Not Applicable		1,330,000.00	529,258.31	66,939.87	151,506.90	0.00	747,705.08	0.00	0.00	0.00	(582,294.92)	-44 %	
Cash - Collecting Officers	1010101000	480,000.00	64,453.26	62,120.87	143,506.90	0.00	270,081.03	0.00	0.00	0.00	(209,918.97)	-44 %	
Accounts Receivable	1030101000	845,000.00	184,305.05	4,000.00	8,000.00	0.00	196,305.05	0.00	0.00	0.00	(648,694.95)	-77 %	
Receivables - Disallowances/Charges	1030501000	5,000.00	280,500.00	819.00	0.00	0.00	281,319.00	0.00	0.00	0.00	276,319.00	5,526 %	
GRAND TOTAL		88,633,000.00	16,882,515.11	45,270,006.59	47,402,083.55	0.00	109,554,605.25	0.00	0.00	0.00	20,921,605.25	24 %	

Certified Correct:
ARGEA LINN P. TABABRICA, CPA
ACCOUNTANT
Date: October 28, 2025 09:26 AM

Certified Correct:
HAFEDDIN M. SANGA, CPA
DIRECTOR, FINANCIAL MANAGEMENT OFFICE
Date: October 28, 2025 09:26 AM


Recommending Approval By:
LORDINIO A. BERGARA, DPD
VICE PRESIDENT FOR FINANCE AND ADMINISTRATION
Date:


Approved By:
BERT J. TUGA, PHD
PRESIDENT
Date: October 29, 2025 09:45 AM


QUARTERLY REPORT OF REVENUE AND OTHER RECEIPTS
As at the Quarter Ending September 30, 2025


Department : State Universities and Colleges (SUCs)
 Agency/Entity : Philippine Normal University
 Operating Unit : < not applicable >
 Organization Code (UACS) : 08 003 0000000
 Fund Cluster : 07 - Trust Receipts

Classification/Sources of Revenue and Other Receipts	UACS CODE	REVENUE TARGET (Annual) per BESF	Actual Revenue and Other Receipts Collections				Cumulative Remittance/Deposits to Date			Variance		Remarks	
			1st Quarter Ending March 31	2nd Quarter Ending June 30	3rd Quarter Ending September 30	4th Quarter Ending December 31	Total	Remittance to ETr	Deposited with AGDB	Total	Amount		%
1	2	3	4	5	6	7	8=(4+5+6+7)	9	10	11=(9+10)	12=(8-3)	13=(12/3)	14
Trust Receipts		95,074,000.00	44,113,696.57	18,701,834.74	72,697,203.71	0.00	135,512,735.02	0.00	0.00	0.00	40,438,735.02	43 %	
Trust Receipts Deposited with Authorized Government Depository Banks (AGDB)		95,074,000.00	44,113,696.57	18,701,834.74	72,697,203.71	0.00	135,512,735.02	0.00	0.00	0.00	40,438,735.02	43 %	
Due to NGAs		77,628,000.00	38,150,659.00	14,600,433.00	67,907,593.32	0.00	118,658,685.32	0.00	0.00	0.00	41,030,685.32	53 %	
Trust Liabilities		17,446,000.00	7,963,037.57	4,101,401.74	4,789,610.39	0.00	16,854,049.70	0.00	0.00	0.00	(591,950.30)	-3 %	
GRAND TOTAL		95,074,000.00	44,113,696.57	18,701,834.74	72,697,203.71	0.00	135,512,735.02	0.00	0.00	0.00	40,438,735.02	43 %	

Certified Correct:

 ARGEA LINN P. BALABRICA, CPA
 ACCOUNTANT
 Date: October 29, 2025 09:26 AM

Certified Correct:

 HARRY M. LIGENSA, CPA
 DIRECTOR, FINANCIAL MANAGEMENT OFFICE
 Date: October 28, 2025 09:26 AM

Recommending Approval By:

 LORDINA M. VERGARA, DPD
 VICE PRESIDENT FOR FINANCE AND ADMINISTRATION
 Date:

Approved By:

 BERT J. TUSA, PHC
 PRESIDENT
 Date: October 29, 2025 09:45 AM

QUARTERLY REPORT OF REVENUE AND OTHER RECEIPTS
As at the Quarter Ending December 31, 2025

Department : State Universities and Colleges (SUCs)
 Agency/Entity : Philippine Normal University
 Operating Unit : < not applicable >
 Organization Code (UACS) : 08 003 0000000
 Fund Cluster : 05 - Internally Generated Funds

Classification/Sources of Revenue and Other Receipts	UACS CODE	REVENUE TARGET (Annual) per BESF	Actual Revenue and Other Receipts Collections					Cumulative Remittance/Deposits to Date			Variance		Remarks
			1st Quarter Ending March 31	2nd Quarter Ending June 30	3rd Quarter Ending September 30	4th Quarter Ending December 31	Total	Remittance to BTr	Deposited with AGDB	Total	Amount	%	
1	2	3	4	5	6	7	8=(4+5+6+7)	9	10	11=(9+10)	12=(8-3)	13=(12/3)	14
Internally Generated Funds		88,633,000.00	16,882,515.11	45,270,006.59	47,402,083.55	32,601,276.01	142,155,881.26	0.00	142,155,881.26	142,155,881.26	53,522,881.26	60 %	
Revenue Collections		87,303,000.00	16,353,256.80	45,203,066.72	47,250,576.65	32,178,136.90	140,985,037.07	0.00	140,985,037.07	140,985,037.07	53,682,037.07	61 %	
Cash Revenue		87,303,000.00	16,353,256.80	45,203,066.72	47,250,576.65	32,178,136.90	140,985,037.07	0.00	140,985,037.07	140,985,037.07	53,682,037.07	61 %	
Not Applicable		87,303,000.00	16,353,256.80	45,203,066.72	47,250,576.65	32,178,136.90	140,985,037.07	0.00	140,985,037.07	140,985,037.07	53,682,037.07	61 %	
Tuition Fees	4020201001	30,050,000.00	5,034,852.89	7,708,652.20	10,178,206.02	9,715,722.73	32,637,433.84	0.00	32,637,433.84	32,637,433.84	2,587,433.84	9 %	
Income Collected from Students	4020201002	12,430,000.00	827,018.76	1,903,030.00	3,785,284.62	4,923,194.93	11,438,528.31	0.00	11,438,528.31	11,438,528.31	(991,471.69)	-8 %	
Income from Other Sources	4020201003	19,099,000.00	3,592,415.10	23,491,265.14	13,007,654.96	6,174,161.18	46,265,496.38	0.00	46,265,496.38	46,265,496.38	27,166,496.38	142 %	
Other School Fees	4020201099	11,322,000.00	898,577.48	2,825,494.00	7,269,223.42	3,636,270.89	14,629,565.79	0.00	14,629,565.79	14,629,565.79	3,307,565.79	29 %	
Rent/Lease Income	4020205000	1,440,000.00	991,403.66	2,670,670.95	809,302.02	776,320.55	5,247,697.18	0.00	5,247,697.18	5,247,697.18	3,807,697.18	264 %	
Income from Hostels/Dormitories and other Like facilities	4020213000	4,834,000.00	2,515,847.00	3,698,663.00	6,269,007.05	4,613,609.01	17,097,126.06	0.00	17,097,126.06	17,097,126.06	12,263,126.06	254 %	
Other Business Income	4020299099	8,128,000.00	2,493,141.91	2,905,291.43	5,931,898.56	2,338,857.51	13,669,189.51	0.00	13,669,189.51	13,669,189.51	5,541,189.51	68 %	
Non-Revenue Collections/Other Receipts		1,330,000.00	529,258.31	66,939.87	151,506.90	423,139.11	1,170,844.19	0.00	1,170,844.19	1,170,844.19	(159,155.81)	-12 %	
Cash Receipts		1,330,000.00	529,258.31	66,939.87	151,506.90	423,139.11	1,170,844.19	0.00	1,170,844.19	1,170,844.19	(159,155.81)	-12 %	
Not Applicable		1,330,000.00	529,258.31	66,939.87	151,506.90	423,139.11	1,170,844.19	0.00	1,170,844.19	1,170,844.19	(159,155.81)	-12 %	
Cash - Collecting Officers	1010101000	480,000.00	64,453.26	62,120.87	143,506.90	314,834.93	584,915.96	0.00	584,915.96	584,915.96	104,915.96	22 %	
Accounts Receivable	1030101000	845,000.00	184,305.05	4,000.00	8,000.00	108,304.18	304,609.23	0.00	304,609.23	304,609.23	(540,390.77)	-64 %	
Receivables - Disallowances/Charges	1030501000	5,000.00	280,500.00	819.00	0.00	0.00	281,319.00	0.00	281,319.00	281,319.00	276,319.00	5,526 %	
GRAND TOTAL		88,633,000.00	16,882,515.11	45,270,006.59	47,402,083.55	32,601,276.01	142,155,881.26	0.00	142,155,881.26	142,155,881.26	53,522,881.26	60 %	

Certified Correct:
 ARGEA LINN P. PABRICA, CPA
 ACCOUNTANT
 Date: _____

Certified Correct:
 HARRY B. JUNGKAL, CPA
 DIRECTOR, FINANCIAL MANAGEMENT OFFICE
 Date: _____


Recommending Approval By:
 LORDINIO A. VERRARA, DPD
 VICE PRESIDENT FOR FINANCE AND ADMINISTRATION
 Date: _____

Approved By:
 BEET J. TUGA, PHD
 PRESIDENT
 Date: _____

QUARTERLY REPORT OF REVENUE AND OTHER RECEIPTS
As at the Quarter Ending December 31, 2025


Department : State Universities and Colleges (SUCs)
 Agency/Entity : Philippine Normal University
 Operating Unit : < not applicable >
 Organization Code (UACS) : 08 003 0000000
 Fund Cluster : 07 - Trust Receipts


Classification/Sources of Revenue and Other Receipts	UACS CODE	REVENUE TARGET (Annual) per BESF	Actual Revenue and Other Receipts Collections					Cumulative Remittance/Deposits to Date			Variance		Remarks
			1st Quarter Ending March 31	2nd Quarter Ending June 30	3rd Quarter Ending September 30	4th Quarter Ending December 31	Total	Remittance to BTr	Deposited with AGDB	Total	Amount	%	
1	2	3	4	5	6	7	8=(4+5+6+7)	9	10	11=(9+10)	12=(8-3)	13=(12/3)	14
Trust Receipts		95,074,000.00	44,113,696.57	18,701,834.74	72,697,203.71	38,864,677.19	174,377,412.21	0.00	174,377,412.21	174,377,412.21	79,303,412.21	83 %	
Trust Receipts Deposited with Authorized Government Depository Banks (AGDB)		95,074,000.00	44,113,696.57	18,701,834.74	72,697,203.71	38,864,677.19	174,377,412.21	0.00	174,377,412.21	174,377,412.21	79,303,412.21	83 %	
Due to NGAs		77,628,000.00	36,150,659.00	14,600,433.00	67,907,593.32	35,735,970.14	154,394,655.46	0.00	154,394,655.46	154,394,655.46	76,766,655.46	99 %	
Trust Liabilities		17,446,000.00	7,963,037.57	4,101,401.74	4,789,610.39	3,128,707.05	19,982,756.75	0.00	19,982,756.75	19,982,756.75	2,536,756.75	15 %	
GRAND TOTAL		95,074,000.00	44,113,696.57	18,701,834.74	72,697,203.71	38,864,677.19	174,377,412.21	0.00	174,377,412.21	174,377,412.21	79,303,412.21	83 %	

Certified Correct:

 ARGEA LINN B. PRABRICA, CPA
 ACCOUNTANT
 Date:

Certified Correct:

 HAROLITO M. SANGA, CPA
 DIRECTOR, FINANCIAL MANAGEMENT OFFICE
 Date:

Recommending Approval By:

 LORDINA A. VERGARA, DPD
 VICE PRESIDENT FOR FINANCE AND ADMINISTRATION
 Date:

Approved By:

 BERNI T. USA, PHD
 PRESIDENT
 Date: