

MONTHLY REPORT OF DISBURSEMENTS
For the month of March 2026

Department: State Universities and Colleges
 Agency: Philippine Normal University - Manila
 Camous
 Operating Unit: N/A
 Organization Code : 08 03 0000000
 Fund Cluster: 01 Regular Agency Fund

Particulars	Current Year Budget					Prior Year's Budget											
	PS	MOOE	FinEx	CO	TOTAL	Prior Year's Accounts Payable					Current Year's Accounts Payable					TOTAL	
						PS	MOOE	FinEx	CO	Sub-Total	PS	MOOE	FinEx	CO	Sub-Total		
1	2	3	4	5	6=(2+3+4+5)	7	8	9	10	11=(7+8+9+10)	12	13	14	15	16=(12+13+14+15)	17=(11+16)	
CASH DISBURSEMENTS																	
Notice of Cash Allocation (NCA)	34,179,283.71	20,815,938.82	-	-	54,995,222.53	-	5,475,802.19	-	9,160,846.85	14,636,649.04	-	-	-	-	-	-	14,636,649.04
MDS Checks Issued	530,831.92	2,932,468.66			3,463,300.58					-							-
Advice to Debit Account	33,648,451.79	17,883,470.16			51,531,921.95		5,475,802.19		9,160,846.85	14,636,649.04							14,636,649.04
Notice of Transfer Allocations (NTA)	21,230,969.43	1,627,777.75	-	-	22,858,747.18	-	-	-	-	-	-	-	-	-	-	-	-
MDS Checks Issued					-					-							-
Advice to Debit Account					-					-							-
Working Fund for FAPs					-					-							-
Cash Disbursement Ceiling (CDC)					-					-							-
TOTAL CASH DISBURSEMENTS	55,410,253.14	22,443,716.57	-	-	77,853,969.71	-	5,475,802.19	-	9,160,846.85	14,636,649.04	-	-	-	-	-	-	14,636,649.04
NON-CASH DISBURSEMENTS																	
Tax Remittance Advices Issued (TRA)	6,042,694.48	665,419.55			6,708,114.03		225,998.24		524,357.15	750,355.39							750,355.39
Non-Cash Availment Authority (NCAA)					-					-							-
Disbursements effected through outright deductions from claims (please specify...)					-					-							-
Overpayment of expenses(e.g. personnel benefits)					-					-							-
Restitution for loss of government property					-					-							-
Liquidated damages and similar claims					-					-							-
Others(TEF, BTr-Documentary Stamp Tax, etc.)					-					-							-
TOTAL NON-CASH DISBURSEMENTS	6,042,694.48	665,419.55	-	-	6,708,114.03	-	225,998.24	-	524,357.15	750,355.39	-	-	-	-	-	-	750,355.39
GRAND TOTAL	61,452,947.62	23,109,136.12	-	-	84,562,083.74	-	5,701,800.43	-	9,685,204.00	15,387,004.43	-	-	-	-	-	-	15,387,004.43

Particulars	SUB-TOTAL	Trust Liabilities				Grand Total					Remarks
		PS	MOOE	CO	TOTAL	PS	MOOE	FinEx	CO	TOTAL	
1	18=(6+17)	19	20	21	22=(19+20+21)	23	24	25	26	27=(23+24+25+26)	28
CASH DISBURSEMENTS											
Notice of Cash Allocation (NCA)	69,631,871.57	-	-	-	-	34,179,283.71	26,291,741.01	-	9,160,846.85	69,631,871.57	
MDS Checks Issued	3,463,300.58					530,831.92	2,932,468.66	-	-	3,463,300.58	
Advice to Debit Account	66,168,570.99					33,648,451.79	23,359,272.35	-	9,160,846.85	66,168,570.99	
Notice of Transfer Allocations (NTA)	-	-	-	-	-	21,230,969.43	1,627,777.75	-	-	22,858,747.18	
MDS Checks Issued	-					-	-	-	-	-	
Advice to Debit Account	-					-	-	-	-	-	
Working Fund for FAPs	-					-	-	-	-	-	
Cash Disbursement Ceiling (CDC)	-					-	-	-	-	-	
TOTAL CASH DISBURSEMENTS	69,631,871.57	-	-	-	-	55,410,253.14	27,919,518.76	-	9,160,846.85	92,490,618.75	-
NON-CASH DISBURSEMENTS											
Tax Remittance Advices Issued (TRA)	7,458,469.42					6,042,694.48	891,417.79	-	524,357.15	7,458,469.42	
Non-Cash Availment Authority (NCAA)						-	-	-	-	-	
Disbursements effected through outright deductions from claims (please specify...)	-					-	-	-	-	-	
Overpayment of expenses(e.g. personnel benefits)						-	-	-	-	-	
Restitution for loss of government property						-	-	-	-	-	
Liquidated damages and similar claims						-	-	-	-	-	
Others(TEF, BTr-Documentary Stamp Tax, etc.)						-	-	-	-	-	
TOTAL NON-CASH DISBURSEMENTS	7,458,469.42	-	-	-	-	6,042,694.48	891,417.79	-	524,357.15	7,458,469.42	-
GRAND TOTAL	77,090,340.99	-	-	-	-	61,452,947.62	28,810,936.55	-	9,685,204.00	99,949,088.17	-


	Previous Report (FEBRUARY)	This Month (MARCH)	As at Date
Total Disbursements Program	139,908,922.31	73,682,469.42	213,591,391.73
Less: *Actual Disbursements	113,642,303.56	99,949,088.17	213,591,391.73
(Over)/Under spending	26,266,618.75	(26,266,618.75)	-

SUMMARY


	Previous Report (FEBRUARY)	This Month (MARCH)	As at Date
Total Disbursement Authorities Received	139,908,922.31	73,682,469.42	213,591,391.73
NCA	132,500,000.00	66,224,000.00	198,724,000.00
NTA	-	-	-
Working Fund	-	-	-
TRA	7,408,922.31	7,458,469.42	14,867,391.73
CDC	-	-	-
NCAA	-	-	-
Less: Notice of Transfer of Allocations (NTA)* issued	-	-	-
Total Disbursement Authorities Available	139,908,922.31	73,682,469.42	213,591,391.73
Less:	-	-	-
Lapsed NCA	-	-	-
Disbursements	113,642,303.56	99,949,088.17	213,591,391.73
Less: Other Non-Cash Disbursements	-	-	-
Disbursements effected through outright deductions from claims	-	-	-
Overpayment of expenses(e.g. personnel benefits)	-	-	-
Restitution for loss of government property	-	-	-
Liquidated damages and similar claims	-	-	-
Others (e.g. TEF, BTr, Docs Stamp, etc.)	-	-	-
Add/Less: Adjustments (e.g. cancelled/staled checks)	-	-	-
Balance of Disbursement Authorities as at date	26,266,618.75	(26,266,618.75)	(0.00)

Notes: * The use of NTA is discouraged


Certified Correct:


ARGEALINN P. PALABRICA, CPA
 Accountant III
 Date: _____

Recommending Approval:


LORDINIO A. VERGARA
 Vice President for Finance and Administration
 Date: _____

Approved by:



BERT J. TUGA, Ph.B.
 University President
 Date: _____

SUMMARY


Particulars (1)	Previous Report (2)	This Month (3)	As at Date (4)
Total Disbursement Authorities Received	143,327,801.74	76,660,219.90	219,988,021.64
NCA	132,550,000.00	66,275,000.00	198,825,000.00
NTA	0.00	0.00	0.00
Working Fund	0.00	0.00	0.00
TRA	10,777,801.74	10,385,219.90	21,163,021.64
CDC	0.00	0.00	0.00
NCAA	0.00	0.00	0.00
Less: Notice of Transfer of Allocations (NTA)* issued	0.00	0.00	0.00
Total Disbursement Authorities Available	143,327,801.74	76,660,219.90	219,988,021.64
Less:	0.00	0.00	0.00
Lapsed NCA	0.00	0.00	0.00
Disbursements	112,906,460.02	105,531,620.24	218,438,080.26
Less: Other Non-Cash Disbursements	0.00	0.00	0.00
Disbursements effected through outright deductions from claims	0.00	0.00	0.00
Overpayment of expenses(e.g. personnel benefits)	0.00	0.00	0.00
Restitution for loss of government property	0.00	0.00	0.00
Liquidated damages and similar claims	0.00	0.00	0.00
Others (e.g. TEF, BTr, Docs Stamp, etc.)	0.00	0.00	0.00
Add/Less: Adjustments (e.g. cancelled/staled checks)	0.00	0.00	0.00
Balance of Disbursement Authorities as at date	30,421,341.72	(28,871,400.34)	1,549,941.38
Total Disbursements Program	143,327,801.74	76,660,219.90	219,988,021.64
Less: *Actual Disbursements	112,906,460.02	105,531,620.24	218,438,080.26
(Over)/Under spending	30,421,341.72	(28,871,400.34)	1,549,941.38

Notes: * The use of NTA is discouraged
 Notes: ** Amounts should tally with the grand total disbursement (column 27).


Certified Correct:


 ARGEA LINNY PALABRICA
 Accountant III
 Date: April 9, 2026 01:20 PM

Recommending Approval:


 LORDINIO A. VERGARA
 Vice President for Finance and
 Date: April 9, 2026 01:20 PM

Approved By:


 BERIO J. FUGA
 President
 Date: April 10, 2026 04:19 PM

Particulars	Trust Liabilities									Grand Total			Remarks
	SUB-TOTAL	PS	MOOE	CO	TOTAL	PS	MOOE	FinEx	CO	TOTAL			
	18=(6+17)	19	20	21	22=(19+20+21)	23	24	25	26	27=(23+24+25+26)	28		
CASH DISBURSEMENTS	95,146,400.34	0.00	0.00	0.00	0.00	53,875,723.27	32,109,830.22	0.00	9,160,846.85	95,146,400.34			
Notice of Cash Allocation (NCA)	95,146,400.34	0.00	0.00	0.00	0.00	53,875,723.27	32,109,830.22	0.00	9,160,846.85	95,146,400.34			
MDS Checks Issued	8,198,346.88	0.00	0.00	0.00	0.00	1,998,785.45	6,199,561.43	0.00	0.00	8,198,346.88			
Advice to Debit Account	86,948,053.46	0.00	0.00	0.00	0.00	51,876,937.82	25,910,268.79	0.00	9,160,846.85	86,948,053.46			
Notice of Transfer Allocations (NTA)	0.00	0.00	0.00	0.00	0.00	0.00	0.00	0.00	0.00	0.00			
MDS Checks Issued	0.00	0.00	0.00	0.00	0.00	0.00	0.00	0.00	0.00	0.00			
Advice to Debit Account	0.00	0.00	0.00	0.00	0.00	0.00	0.00	0.00	0.00	0.00			
Working Fund for FAPs	0.00	0.00	0.00	0.00	0.00	0.00	0.00	0.00	0.00	0.00			
Cash Disbursement Ceiling (CDC)	0.00	0.00	0.00	0.00	0.00	0.00	0.00	0.00	0.00	0.00			
TOTAL CASH DISBURSEMENTS	95,146,400.34	0.00	0.00	0.00	0.00	53,875,723.27	32,109,830.22	0.00	9,160,846.85	95,146,400.34			
NON-CASH DISBURSEMENTS	10,385,219.90	0.00	0.00	0.00	0.00	8,832,275.06	1,028,587.69	0.00	524,357.15	10,385,219.90			
Tax Remittance Advices Issued (TRA)	10,385,219.90	0.00	0.00	0.00	0.00	8,832,275.06	1,028,587.69	0.00	524,357.15	10,385,219.90			
Non-Cash Availment Authority (NCAA)	0.00	0.00	0.00	0.00	0.00	0.00	0.00	0.00	0.00	0.00			
Disbursements effected through outright deductions from claims (please specify...)	0.00	0.00	0.00	0.00	0.00	0.00	0.00	0.00	0.00	0.00			
Overpayment of expenses (e.g. personnel benefits)	0.00	0.00	0.00	0.00	0.00	0.00	0.00	0.00	0.00	0.00			
Restitution for loss of government property	0.00	0.00	0.00	0.00	0.00	0.00	0.00	0.00	0.00	0.00			
Liquidated damages and similar claims	0.00	0.00	0.00	0.00	0.00	0.00	0.00	0.00	0.00	0.00			
Others (TEF, BTR-Documentary Stamp Tax, etc.)	0.00	0.00	0.00	0.00	0.00	0.00	0.00	0.00	0.00	0.00			
TOTAL NON-CASH DISBURSEMENTS	10,385,219.90	0.00	0.00	0.00	0.00	8,832,275.06	1,028,587.69	0.00	524,357.15	10,385,219.90			
GRAND TOTAL	105,531,620.24	0.00	0.00	0.00	0.00	62,707,998.33	33,138,417.91	0.00	9,685,204.00	105,531,620.24			