

MONTHLY REPORT OF DISBURSEMENTS
For the month of January 2025

Department : State Universities and Colleges (SUCs)
 Agency/Entity : Philippine Normal University
 Operating Unit : < not applicable >
 Organization Code (UACS) : 08 003 0000000
 Fund Cluster : 01 - Regular Agency Fund
 (e.g. UACS Fund Cluster: 01-Regular Agency Fund, 02-Foreign Assisted Projects Fund, 03-Special Account-Locally Funded/Domestic Grants Fund, etc.)

Particulars	Current Year Budget					Prior Year's Budget										
	PS	MOOE	FinEx	CO	TOTAL	Prior Year's Accounts Payable					Current Year's Accounts Payable					TOTAL
						PS	MOOE	FinEx	CO	Sub-Total	PS	MOOE	FinEx	CO	Sub-Total	
1	2	3	4	5	6=(2+3+4+5)	7	8	9	10	11=(7+8+9+10)	12	13	14	15	16=	17=(11+16)
CASH DISBURSEMENTS	26,006,786.47	4,904,171.56	0.00	0.00	30,910,958.03	1,761,734.59	1,181,643.49	0.00	0.00	2,943,378.08	0.00	0.00	0.00	0.00	0.00	2,943,378.08
Notice of Cash Allocation (NCA)	26,006,786.47	4,904,171.56	0.00	0.00	30,910,958.03	1,761,734.59	1,181,643.49	0.00	0.00	2,943,378.08	0.00	0.00	0.00	0.00	0.00	2,943,378.08
MDS Checks Issued	3,221,311.39	1,784,904.77	0.00	0.00	5,006,216.16	156,114.36	544,821.09	0.00	0.00	700,935.45	0.00	0.00	0.00	0.00	0.00	700,935.45
Advice to Debit Account	22,785,475.08	3,119,266.79	0.00	0.00	25,904,741.87	1,605,620.23	636,822.40	0.00	0.00	2,242,442.63	0.00	0.00	0.00	0.00	0.00	2,242,442.63
Notice of Transfer Allocations (NTA)	0.00	0.00	0.00	0.00	0.00	0.00	0.00	0.00	0.00	0.00	0.00	0.00	0.00	0.00	0.00	0.00
MDS Checks Issued	0.00	0.00	0.00	0.00	0.00	0.00	0.00	0.00	0.00	0.00	0.00	0.00	0.00	0.00	0.00	0.00
Advice to Debit Account	0.00	0.00	0.00	0.00	0.00	0.00	0.00	0.00	0.00	0.00	0.00	0.00	0.00	0.00	0.00	0.00
Working Fund for FAPs	0.00	0.00	0.00	0.00	0.00	0.00	0.00	0.00	0.00	0.00	0.00	0.00	0.00	0.00	0.00	0.00
Cash Disbursement Ceiling (CDC)	0.00	0.00	0.00	0.00	0.00	0.00	0.00	0.00	0.00	0.00	0.00	0.00	0.00	0.00	0.00	0.00
TOTAL CASH DISBURSEMENTS	26,006,786.47	4,904,171.56	0.00	0.00	30,910,958.03	1,761,734.59	1,181,643.49	0.00	0.00	2,943,378.08	0.00	0.00	0.00	0.00	0.00	2,943,378.08
NON-CASH DISBURSEMENTS	3,705,980.60	113,422.18	0.00	0.00	3,819,402.78	272,679.85	42,235.88	0.00	0.00	314,915.73	0.00	0.00	0.00	0.00	0.00	314,915.73
Tax Remittance Advices Issued (TRA)	3,705,980.60	113,422.18	0.00	0.00	3,819,402.78	272,679.85	42,235.88	0.00	0.00	314,915.73	0.00	0.00	0.00	0.00	0.00	314,915.73
Non-Cash Availment Authority (NCAA)	0.00	0.00	0.00	0.00	0.00	0.00	0.00	0.00	0.00	0.00	0.00	0.00	0.00	0.00	0.00	0.00
Disbursements effected through outright deductions from claims (please specify...)	0.00	0.00	0.00	0.00	0.00	0.00	0.00	0.00	0.00	0.00	0.00	0.00	0.00	0.00	0.00	0.00
Overpayment of expenses(e.g. personnel benefits)	0.00	0.00	0.00	0.00	0.00	0.00	0.00	0.00	0.00	0.00	0.00	0.00	0.00	0.00	0.00	0.00
Restitution for loss of government property	0.00	0.00	0.00	0.00	0.00	0.00	0.00	0.00	0.00	0.00	0.00	0.00	0.00	0.00	0.00	0.00
Liquidated damages and similar claims	0.00	0.00	0.00	0.00	0.00	0.00	0.00	0.00	0.00	0.00	0.00	0.00	0.00	0.00	0.00	0.00
Others(TEF, BTr-Documentary Stamp Tax, etc.)	0.00	0.00	0.00	0.00	0.00	0.00	0.00	0.00	0.00	0.00	0.00	0.00	0.00	0.00	0.00	0.00
TOTAL NON-CASH DISBURSEMENTS	3,705,980.60	113,422.18	0.00	0.00	3,819,402.78	272,679.85	42,235.88	0.00	0.00	314,915.73	0.00	0.00	0.00	0.00	0.00	314,915.73
GRAND TOTAL	29,712,767.07	5,017,593.74	0.00	0.00	34,730,360.81	2,034,414.44	1,223,879.37	0.00	0.00	3,258,293.81	0.00	0.00	0.00	0.00	0.00	3,258,293.81

Department : State Universities and Colleges
 Agency/Entity : Philippine Normal University
 Operating Unit : < not applicable >
 Organization Code (UACS) : 08 003 0000000
 Fund Cluster : 01 - Regular Agency Fund
 (e.g. UACS Fund Cluster: 01-R)

Particulars	SUB-TOTAL	Trust Liabilities				Grand Total					Remarks
		PS	MOOE	CO	TOTAL	PS	MOOE	FinEx	CO	TOTAL	
1	18=(6+17)	19	20	21	22=(19+20+21)	23	24	25	26	27=(23+24+25+26)	28
CASH DISBURSEMENTS	33,854,336.11	0.00	0.00	0.00	0.00	27,768,521.06	6,085,815.05	0.00	0.00	33,854,336.11	
Notice of Cash Allocation (NCA)	33,854,336.11	0.00	0.00	0.00	0.00	27,768,521.06	6,085,815.05	0.00	0.00	33,854,336.11	
MDS Checks Issued	5,707,151.61	0.00	0.00	0.00	0.00	3,377,425.75	2,329,725.86	0.00	0.00	5,707,151.61	
Advice to Debit Account	28,147,184.50	0.00	0.00	0.00	0.00	24,391,095.31	3,756,089.19	0.00	0.00	28,147,184.50	
Notice of Transfer Allocations (NTA)	0.00	0.00	0.00	0.00	0.00	0.00	0.00	0.00	0.00	0.00	
MDS Checks Issued	0.00	0.00	0.00	0.00	0.00	0.00	0.00	0.00	0.00	0.00	
Advice to Debit Account	0.00	0.00	0.00	0.00	0.00	0.00	0.00	0.00	0.00	0.00	
Working Fund for FAPs	0.00	0.00	0.00	0.00	0.00	0.00	0.00	0.00	0.00	0.00	
Cash Disbursement Ceiling (CDC)	0.00	0.00	0.00	0.00	0.00	0.00	0.00	0.00	0.00	0.00	
TOTAL CASH DISBURSEMENTS	33,854,336.11	0.00	0.00	0.00	0.00	27,768,521.06	6,085,815.05	0.00	0.00	33,854,336.11	
NON-CASH DISBURSEMENTS	4,134,318.51	0.00	0.00	0.00	0.00	3,978,660.45	155,658.06	0.00	0.00	4,134,318.51	
Tax Remittance Advices Issued (TRA)	4,134,318.51	0.00	0.00	0.00	0.00	3,978,660.45	155,658.06	0.00	0.00	4,134,318.51	
Non-Cash Availment Authority (NCAA)	0.00	0.00	0.00	0.00	0.00	0.00	0.00	0.00	0.00	0.00	
Disbursements effected through outright deductions from claims (please specify...)	0.00	0.00	0.00	0.00	0.00	0.00	0.00	0.00	0.00	0.00	
Overpayment of expenses (e.g. personnel benefits)	0.00	0.00	0.00	0.00	0.00	0.00	0.00	0.00	0.00	0.00	
Restitution for loss of government property	0.00	0.00	0.00	0.00	0.00	0.00	0.00	0.00	0.00	0.00	
Liquidated damages and similar claims	0.00	0.00	0.00	0.00	0.00	0.00	0.00	0.00	0.00	0.00	
Others (TEF, BTr-Documentary Stamp Tax, etc.)	0.00	0.00	0.00	0.00	0.00	0.00	0.00	0.00	0.00	0.00	
TOTAL NON-CASH DISBURSEMENTS	4,134,318.51	0.00	0.00	0.00	0.00	3,978,660.45	155,658.06	0.00	0.00	4,134,318.51	
GRAND TOTAL	37,988,654.62	0.00	0.00	0.00	0.00	31,747,181.51	6,241,473.11	0.00	0.00	37,988,654.62	


SUMMARY

Particulars (1)	Previous Report (2)	This Month (3)	As at Date (4)
Total Disbursement Authorities Received	0.00	179,670,318.51	179,670,318.51
NCA	0.00	175,536,000.00	175,536,000.00
NTA	0.00	0.00	0.00
Working Fund	0.00	0.00	0.00
TRA	0.00	4,134,318.51	4,134,318.51
CDC	0.00	0.00	0.00
NCAA	0.00	0.00	0.00
Less: Notice of Transfer of Allocations (NTA)* issued	0.00	0.00	0.00
Total Disbursement Authorities Available	0.00	179,670,318.51	179,670,318.51
Less:	0.00	0.00	0.00
Lapsed NCA	0.00	0.00	0.00
Disbursements	0.00	37,988,654.62	37,988,654.62
Less: Other Non-Cash Disbursements	0.00	0.00	0.00
Disbursements effected through outright deductions from claims	0.00	0.00	0.00
Overpayment of expenses(e.g. personnel benefits)	0.00	0.00	0.00
Restitution for loss of government property	0.00	0.00	0.00
Liquidated damages and similar claims	0.00	0.00	0.00
Others (e.g. TEF, BTr, Docs Stamp, etc.)	0.00	0.00	0.00
Add/Less: Adjustments (e.g. cancelled/staled checks)	0.00	0.00	0.00
Balance of Disbursement Authorities as at date	0.00	141,681,663.89	141,681,663.89
Total Disbursements Program	0.00	179,670,318.51	179,670,318.51
Less: *Actual Disbursements	0.00	37,988,654.62	37,988,654.62
(Over)/Under spending	0.00	141,681,663.89	141,681,663.89

Notes: * The use of NTA is discouraged
 Notes: ** Amounts should tally with the grand total disbursement (column 27).

Certified Correct:

 RONNIE B. PAGAL
 ACCOUNTANT IV
 Date: _____

Recommending Approval:

 LORDINO A. VERGARA
 VICE PRESIDENT FOR FINANCE AND ADMINISTRATION
 Date: _____

Approved:

 BERT J. TUGA
 PRESIDENT
 Date: _____

MONTHLY REPORT OF DISBURSEMENTS
For the month of February 2025

Department : State Universities and Colleges (SUCs)
 Agency/Entity : Philippine Normal University
 Operating Unit : < not applicable >
 Organization Code (UACS) : 08 003 0000000
 Fund Cluster : 01 - Regular Agency Fund
 (e.g. UACS Fund Cluster: 01-Regular Agency Fund, 02-Foreign Assisted Projects Fund, 03-Special Account-Locally Funded/Domestic Grants Fund, etc.)

Particulars	Current Year Budget					Prior Year's Budget										
	PS	MOOE	FinEx	CO	TOTAL	Prior Year's Accounts Payable					Current Year's Accounts Payable					TOTAL
						PS	MOOE	FinEx	CO	Sub-Total	PS	MOOE	FinEx	CO	Sub-Total	
1	2	3	4	5	6=(2+3+4+5)	7	8	9	10	11=(7+8+9+10)	12	13	14	15	16=	17=(11+16)
CASH DISBURSEMENTS	44,432,999.19	10,874,145.94	0.00	0.00	55,307,145.13	100,221.92	901,021.98	0.00	0.00	1,001,243.90	0.00	4,400.00	0.00	0.00	4,400.00	1,005,643.90
Notice of Cash Allocation (NCA)	44,432,999.19	10,874,145.94	0.00	0.00	55,307,145.13	100,221.92	901,021.98	0.00	0.00	1,001,243.90	0.00	4,400.00	0.00	0.00	4,400.00	1,005,643.90
MDS Checks Issued	5,419,022.60	5,388,873.39	0.00	0.00	10,807,895.99	47,231.92	322,947.18	0.00	0.00	370,179.10	0.00	0.00	0.00	0.00	0.00	370,179.10
Advice to Debit Account	39,013,976.59	5,485,272.55	0.00	0.00	44,499,249.14	52,990.00	578,074.80	0.00	0.00	631,064.80	0.00	4,400.00	0.00	0.00	4,400.00	635,464.80
Notice of Transfer Allocations (NTA)	0.00	0.00	0.00	0.00	0.00	0.00	0.00	0.00	0.00	0.00	0.00	0.00	0.00	0.00	0.00	0.00
MDS Checks Issued	0.00	0.00	0.00	0.00	0.00	0.00	0.00	0.00	0.00	0.00	0.00	0.00	0.00	0.00	0.00	0.00
Advice to Debit Account	0.00	0.00	0.00	0.00	0.00	0.00	0.00	0.00	0.00	0.00	0.00	0.00	0.00	0.00	0.00	0.00
Working Fund for FAPs	0.00	0.00	0.00	0.00	0.00	0.00	0.00	0.00	0.00	0.00	0.00	0.00	0.00	0.00	0.00	0.00
Cash Disbursement Ceiling (CDC)	0.00	0.00	0.00	0.00	0.00	0.00	0.00	0.00	0.00	0.00	0.00	0.00	0.00	0.00	0.00	0.00
TOTAL CASH DISBURSEMENTS	44,432,999.19	10,874,145.94	0.00	0.00	55,307,145.13	100,221.92	901,021.98	0.00	0.00	1,001,243.90	0.00	4,400.00	0.00	0.00	4,400.00	1,005,643.90
NON-CASH DISBURSEMENTS	4,974,093.76	386,169.70	0.00	0.00	5,360,263.46	770.00	50,430.39	0.00	0.00	51,200.39	0.00	0.00	0.00	0.00	0.00	51,200.39
Tax Remittance Advices Issued (TRA)	4,974,093.76	386,169.70	0.00	0.00	5,360,263.46	770.00	50,430.39	0.00	0.00	51,200.39	0.00	0.00	0.00	0.00	0.00	51,200.39
Non-Cash Availment Authority (NCAA)	0.00	0.00	0.00	0.00	0.00	0.00	0.00	0.00	0.00	0.00	0.00	0.00	0.00	0.00	0.00	0.00
Disbursements effected through outright deductions from claims (please specify...)	0.00	0.00	0.00	0.00	0.00	0.00	0.00	0.00	0.00	0.00	0.00	0.00	0.00	0.00	0.00	0.00
Overpayment of expenses(a.g. personnel benefits)	0.00	0.00	0.00	0.00	0.00	0.00	0.00	0.00	0.00	0.00	0.00	0.00	0.00	0.00	0.00	0.00
Restitution for loss of government property	0.00	0.00	0.00	0.00	0.00	0.00	0.00	0.00	0.00	0.00	0.00	0.00	0.00	0.00	0.00	0.00
Liquidated damages and similar claims	0.00	0.00	0.00	0.00	0.00	0.00	0.00	0.00	0.00	0.00	0.00	0.00	0.00	0.00	0.00	0.00
Others(TEF, BTr-Documentary Stamp Tax, etc.)	0.00	0.00	0.00	0.00	0.00	0.00	0.00	0.00	0.00	0.00	0.00	0.00	0.00	0.00	0.00	0.00
TOTAL NON-CASH DISBURSEMENTS	4,974,093.76	386,169.70	0.00	0.00	5,360,263.46	770.00	50,430.39	0.00	0.00	51,200.39	0.00	0.00	0.00	0.00	0.00	51,200.39
GRAND TOTAL	49,407,092.95	11,260,315.64	0.00	0.00	60,667,408.59	100,991.92	951,452.37	0.00	0.00	1,052,444.29	0.00	4,400.00	0.00	0.00	4,400.00	1,056,844.29

Department : State Univer
 Agency/Entity : Philippine N
 Operating Unit : < not applica
 Organization Code (UACS) : 08 003 00000
 Fund Cluster : 01 - Regular
 (e.g. UACS Fui

Particulars	SUB-TOTAL	Trust Liabilities				Grand Total					Remarks
		PS	MOOE	CO	TOTAL	PS	MOOE	FinEx	CO	TOTAL	
1	18=(6+17)	19	20	21	22=(19+20+21)	23	24	25	26	27=(23+24+25+26)	28
CASH DISBURSEMENTS	56,312,789.03	0.00	0.00	0.00	0.00	44,533,221.11	11,779,567.92	0.00	0.00	56,312,789.03	
Notice of Cash Allocation (NCA)	56,312,789.03	0.00	0.00	0.00	0.00	44,533,221.11	11,779,567.92	0.00	0.00	56,312,789.03	
MDS Checks Issued	11,178,075.09	0.00	0.00	0.00	0.00	5,466,254.52	5,711,820.57	0.00	0.00	11,178,075.09	
Advice to Debit Account	45,134,713.94	0.00	0.00	0.00	0.00	39,066,966.59	6,067,747.35	0.00	0.00	45,134,713.94	
Notice of Transfer Allocations (NTA)	0.00	0.00	0.00	0.00	0.00	0.00	0.00	0.00	0.00	0.00	
MDS Checks Issued	0.00	0.00	0.00	0.00	0.00	0.00	0.00	0.00	0.00	0.00	
Advice to Debit Account	0.00	0.00	0.00	0.00	0.00	0.00	0.00	0.00	0.00	0.00	
Working Fund for FAPs	0.00	0.00	0.00	0.00	0.00	0.00	0.00	0.00	0.00	0.00	
Cash Disbursement Ceiling (CDC)	0.00	0.00	0.00	0.00	0.00	0.00	0.00	0.00	0.00	0.00	
TOTAL CASH DISBURSEMENTS	56,312,789.03	0.00	0.00	0.00	0.00	44,533,221.11	11,779,567.92	0.00	0.00	56,312,789.03	
NON-CASH DISBURSEMENTS	5,411,463.85	0.00	0.00	0.00	0.00	4,974,863.76	436,600.09	0.00	0.00	5,411,463.85	
Tax Remittance Advices Issued (TRA)	5,411,463.85	0.00	0.00	0.00	0.00	4,974,863.76	436,600.09	0.00	0.00	5,411,463.85	
Non-Cash Availment Authority (NCAA)	0.00	0.00	0.00	0.00	0.00	0.00	0.00	0.00	0.00	0.00	
Disbursements effected through outright deductions from claims (please specify...)	0.00	0.00	0.00	0.00	0.00	0.00	0.00	0.00	0.00	0.00	
Overpayment of expenses(e.g. personnel benefits)	0.00	0.00	0.00	0.00	0.00	0.00	0.00	0.00	0.00	0.00	
Restitution for loss of government property	0.00	0.00	0.00	0.00	0.00	0.00	0.00	0.00	0.00	0.00	
Liquidated damages and similar claims	0.00	0.00	0.00	0.00	0.00	0.00	0.00	0.00	0.00	0.00	
Others(TEF, BTr-Documentary Stamp Tax, etc.)	0.00	0.00	0.00	0.00	0.00	0.00	0.00	0.00	0.00	0.00	
TOTAL NON-CASH DISBURSEMENTS	5,411,463.85	0.00	0.00	0.00	0.00	4,974,863.76	436,600.09	0.00	0.00	5,411,463.85	
GRAND TOTAL	61,724,252.88	0.00	0.00	0.00	0.00	49,508,084.87	12,216,168.01	0.00	0.00	61,724,252.88	

SUMMARY

Particulars (1)	Previous Report (2)	This Month (3)	As at Date (4)
Total Disbursement Authorities Received	179,670,318.51	5,411,463.85	185,081,782.36
NCA	175,536,000.00	0.00	175,536,000.00
NTA	0.00	0.00	0.00
Working Fund	0.00	0.00	0.00
TRA	4,134,318.51	5,411,463.85	9,545,782.36
CDC	0.00	0.00	0.00
NCAA	0.00	0.00	0.00
Less: Notice of Transfer of Allocations (INTA)* issued	0.00	0.00	0.00
Total Disbursement Authorities Available	179,670,318.51	5,411,463.85	185,081,782.36
Less:	0.00	0.00	0.00
Lapsed NCA	0.00	0.00	0.00
Disbursements	37,988,654.82	61,724,252.88	99,712,907.50
Less: Other Non-Cash Disbursements	0.00	0.00	0.00
Disbursements effected through outright deductions from claims	0.00	0.00	0.00
Overpayment of expenses(e.g. personnel benefits)	0.00	0.00	0.00
Restitution for loss of government property	0.00	0.00	0.00
Liquidated damages and similar claims	0.00	0.00	0.00
Others (e.g. TEF, BTr, Docs Stamp, etc.)	0.00	0.00	0.00
Add/Less: Adjustments (e.g. cancelled/staled checks)	0.00	0.00	0.00
Balance of Disbursement Authorities as at date	141,681,663.89	(56,312,789.03)	85,368,874.86
Total Disbursements Program	179,670,318.51	5,411,463.85	185,081,782.36
Less: *Actual Disbursements	37,988,654.82	61,724,252.88	99,712,907.50
(Over)/Under spending	141,681,663.89	(56,312,789.03)	85,368,874.86

Notes: * The use of NTA is discouraged

Notes: ** Amounts should tally with the grand total disbursement (column 27).

Verified Correct:

RONNIE B. PAGAL
ACCOUNTANT IV
Date:

Recommending Approval:

LORDINIO A. VERGARA
VICE PRESIDENT FOR FINANCE AND ADMINISTRATION
Date:

Approved By:

BERNARD J. TUGA
PRESIDENT
Date:

MONTHLY REPORT OF DISBURSEMENTS
For the month of March 2025

Department : State Universities and Colleges (SUCs)
Agency/Entity : Philippine Normal University
Operating Unit : < not applicable >
Organization Code (UACS) : 08 003 0000000
Fund Cluster : 01 - Regular Agency Fund
 (e.g. UACS Fund Cluster: 01-Regular Agency Fund, 02-Foreign Assisted Projects Fund, 03-Special Account-Locally Funded/Domestic Grants Fund, etc.)

Particulars	Current Year Budget					Prior Year's Budget										
	PS	MOOE	FinEx	CO	TOTAL	Prior Year's Accounts Payable					Current Year's Accounts Payable					TOTAL
						PS	MOOE	FinEx	CO	Sub-Total	PS	MOOE	FinEx	CO	Sub-Total	
1	2	3	4	5	6=(2+3+4+5)	7	8	9	10	11=(7+8+9+10)	12	13	14	15	16=	17=(11+16)
CASH DISBURSEMENTS	46,673,015.33	9,107,398.72	0.00	27,673,632.40	83,454,046.45	293,086.78	4,143,960.35	0.00	0.00	4,437,047.13	18,994.46	0.00	0.00	0.00	18,994.46	4,456,041.59
Notice of Cash Allocation (NCA)	46,673,015.33	9,107,398.72	0.00	27,673,632.40	83,454,046.45	293,086.78	4,143,960.35	0.00	0.00	4,437,047.13	18,994.46	0.00	0.00	0.00	18,994.46	4,456,041.59
MDS Checks Issued	7,083,609.28	2,623,582.37	0.00	0.00	9,707,191.65	93,674.95	96,956.92	0.00	0.00	190,631.87	18,994.46	0.00	0.00	0.00	18,994.46	209,626.33
Advice to Debit Account	39,589,406.05	6,483,816.35	0.00	27,673,632.40	73,746,854.80	199,411.83	4,047,003.43	0.00	0.00	4,246,415.26	0.00	0.00	0.00	0.00	0.00	4,246,415.26
Notice of Transfer Allocations (NTA)	0.00	0.00	0.00	0.00	0.00	0.00	0.00	0.00	0.00	0.00	0.00	0.00	0.00	0.00	0.00	0.00
MDS Checks Issued	0.00	0.00	0.00	0.00	0.00	0.00	0.00	0.00	0.00	0.00	0.00	0.00	0.00	0.00	0.00	0.00
Advice to Debit Account	0.00	0.00	0.00	0.00	0.00	0.00	0.00	0.00	0.00	0.00	0.00	0.00	0.00	0.00	0.00	0.00
Working Fund for FAPs	0.00	0.00	0.00	0.00	0.00	0.00	0.00	0.00	0.00	0.00	0.00	0.00	0.00	0.00	0.00	0.00
Cash Disbursement Ceiling (CDC)	0.00	0.00	0.00	0.00	0.00	0.00	0.00	0.00	0.00	0.00	0.00	0.00	0.00	0.00	0.00	0.00
TOTAL CASH DISBURSEMENTS	46,673,015.33	9,107,398.72	0.00	27,673,632.40	83,454,046.45	293,086.78	4,143,960.35	0.00	0.00	4,437,047.13	18,994.46	0.00	0.00	0.00	18,994.46	4,456,041.59
NON-CASH DISBURSEMENTS	6,982,378.97	278,570.10	0.00	0.00	7,260,949.07	46,059.28	183,923.21	0.00	0.00	229,982.49	0.00	0.00	0.00	0.00	0.00	229,982.49
Tax Remittance Advices Issued (TRA)	6,982,378.97	278,570.10	0.00	0.00	7,260,949.07	46,059.28	183,923.21	0.00	0.00	229,982.49	0.00	0.00	0.00	0.00	0.00	229,982.49
Non-Cash Availment Authority (NCAA)	0.00	0.00	0.00	0.00	0.00	0.00	0.00	0.00	0.00	0.00	0.00	0.00	0.00	0.00	0.00	0.00
Disbursements effected through outright deductions from claims (please specify...)	0.00	0.00	0.00	0.00	0.00	0.00	0.00	0.00	0.00	0.00	0.00	0.00	0.00	0.00	0.00	0.00
Overpayment of expenses(e.g. personnel benefits)	0.00	0.00	0.00	0.00	0.00	0.00	0.00	0.00	0.00	0.00	0.00	0.00	0.00	0.00	0.00	0.00
Restitution for loss of government property	0.00	0.00	0.00	0.00	0.00	0.00	0.00	0.00	0.00	0.00	0.00	0.00	0.00	0.00	0.00	0.00
Liquidated damages and similar claims	0.00	0.00	0.00	0.00	0.00	0.00	0.00	0.00	0.00	0.00	0.00	0.00	0.00	0.00	0.00	0.00
Others(TEF, BTr-Documentary Stamp Tax, etc.)	0.00	0.00	0.00	0.00	0.00	0.00	0.00	0.00	0.00	0.00	0.00	0.00	0.00	0.00	0.00	0.00
TOTAL NON-CASH DISBURSEMENTS	6,982,378.97	278,570.10	0.00	0.00	7,260,949.07	46,059.28	183,923.21	0.00	0.00	229,982.49	0.00	0.00	0.00	0.00	0.00	229,982.49
GRAND TOTAL	53,655,394.30	9,385,968.82	0.00	27,673,632.40	90,714,995.52	339,146.06	4,327,883.56	0.00	0.00	4,667,029.62	18,994.46	0.00	0.00	0.00	18,994.46	4,686,024.08

Department : State Universities
 Agency/Entity : Philippine Normal University
 Operating Unit : < not applicable >
 Organization Code (UACS) : 08 003 0000000
 Fund Cluster : 01 - Regular Ager
 (e.g. UACS Fund CI)

Particulars	SUB-TOTAL	Trust Liabilities				Grand Total					Remarks
		PS	MOOE	CO	TOTAL	PS	MOOE	FinEx	CO	TOTAL	
1	18=(6+17)	19	20	21	22=(19+20+21)	23	24	25	26	27=(23+24+25+26)	28
CASH DISBURSEMENTS	87,910,088.04	0.00	0.00	0.00	0.00	46,985,096.57	13,251,359.07	0.00	27,673,632.40	87,910,088.04	
Notice of Cash Allocation (NCA)	87,910,088.04	0.00	0.00	0.00	0.00	46,985,096.57	13,251,359.07	0.00	27,673,632.40	87,910,088.04	
MDS Checks Issued	9,916,817.98	0.00	0.00	0.00	0.00	7,196,278.69	2,720,539.29	0.00	0.00	9,916,817.98	
Advice to Debit Account	77,993,270.06	0.00	0.00	0.00	0.00	39,788,817.88	10,530,819.78	0.00	27,673,632.40	77,993,270.06	
Notice of Transfer Allocations (NTA)	0.00	0.00	0.00	0.00	0.00	0.00	0.00	0.00	0.00	0.00	
MDS Checks Issued	0.00	0.00	0.00	0.00	0.00	0.00	0.00	0.00	0.00	0.00	
Advice to Debit Account	0.00	0.00	0.00	0.00	0.00	0.00	0.00	0.00	0.00	0.00	
Working Fund for FAPs	0.00	0.00	0.00	0.00	0.00	0.00	0.00	0.00	0.00	0.00	
Cash Disbursement Ceiling (CDC)	0.00	0.00	0.00	0.00	0.00	0.00	0.00	0.00	0.00	0.00	
TOTAL CASH DISBURSEMENTS	87,910,088.04	0.00	0.00	0.00	0.00	46,985,096.57	13,251,359.07	0.00	27,673,632.40	87,910,088.04	
NON-CASH DISBURSEMENTS	7,490,931.56	0.00	0.00	0.00	0.00	7,028,438.25	462,493.31	0.00	0.00	7,490,931.56	
Tax Remittance Advices Issued (TRA)	7,490,931.56	0.00	0.00	0.00	0.00	7,028,438.25	462,493.31	0.00	0.00	7,490,931.56	
Non-Cash Availment Authority (NCAA)	0.00	0.00	0.00	0.00	0.00	0.00	0.00	0.00	0.00	0.00	
Disbursements effected through outright deductions from claims (please specify...)	0.00	0.00	0.00	0.00	0.00	0.00	0.00	0.00	0.00	0.00	
Overpayment of expenses(e.g. personnel benefits)	0.00	0.00	0.00	0.00	0.00	0.00	0.00	0.00	0.00	0.00	
Restitution for loss of government property	0.00	0.00	0.00	0.00	0.00	0.00	0.00	0.00	0.00	0.00	
Liquidated damages and similar claims	0.00	0.00	0.00	0.00	0.00	0.00	0.00	0.00	0.00	0.00	
Others(TEF, BTr-Documentary Stamp Tax, etc.)	0.00	0.00	0.00	0.00	0.00	0.00	0.00	0.00	0.00	0.00	
TOTAL NON-CASH DISBURSEMENTS	7,490,931.56	0.00	0.00	0.00	0.00	7,028,438.25	462,493.31	0.00	0.00	7,490,931.56	
GRAND TOTAL	95,401,019.60	0.00	0.00	0.00	0.00	54,013,534.82	13,713,852.38	0.00	27,673,632.40	95,401,019.60	

SUMMARY-

Particulars (1)	Previous Report (2)	This Month (3)	As at Date (4)
Total Disbursement Authorities Received	185,081,782.36	16,466,931.56	201,548,713.92
NCA	175,536,000.00	8,976,000.00	184,512,000.00
NTA	0.00	0.00	0.00
Working Fund	0.00	0.00	0.00
TRA	9,545,782.36	7,490,931.56	17,036,713.92
CDC	0.00	0.00	0.00
NCAA	0.00	0.00	0.00
Less: Notice of Transfer of Allocations (NTA)* issued	0.00	0.00	0.00
Total Disbursement Authorities Available	185,081,782.36	16,466,931.56	201,548,713.92
Less:	0.00	0.00	0.00
Lapsed NCA	0.00	0.00	0.00
Disbursements	99,712,907.50	95,401,019.60	195,113,927.10
Less: Other Non-Cash Disbursements	0.00	0.00	0.00
Disbursements effected through outright deductions from claims	0.00	0.00	0.00
Overpayment of expenses(e.g. personnel benefits)	0.00	0.00	0.00
Restitution for loss of government property	0.00	0.00	0.00
Liquidated damages and similar claims	0.00	0.00	0.00
Others (e.g. TEF, BTR, Docs Stamp, etc.)	0.00	0.00	0.00
Add/Less: Adjustments (e.g. cancelled/staled checks)	0.00	0.00	0.00
Balance of Disbursement Authorities as at date	85,368,874.86	(78,934,088.04)	6,434,786.82
Total Disbursements Program	185,081,782.36	16,466,931.56	201,548,713.92
Less: *Actual Disbursements	99,712,907.50	95,401,019.60	195,113,927.10
(Over)/Under spending	85,368,874.86	(78,934,088.04)	6,434,786.82

Notes: * The use of NTA is discouraged

Notes: ** Amounts should tally with the grand total disbursement (column 27).

Verified Correct:

RONNIE B. PAGAL
ACCOUNTANT IV

Date:

Recommending Approval:

LORDINIO A. YERGARA
VICE PRESIDENT FOR FINANCE AND ADMINISTRATION

Date:

Approved By:

BEFF J. YAGA
PRESIDENT

Date:

MONTHLY REPORT OF DISBURSEMENTS
For the month of April 2025

Department : State Universities and Colleges (SUCs)
 Agency/Entity : Philippine Normal University
 Operating Unit : < not applicable >
 Organization Code (UACS) : 08 003 0000000
 Fund Cluster : 01 - Regular Agency Fund
 (e.g. UACS Fund Cluster: 01-Regular Agency Fund, 02-Foreign Assisted Projects Fund, 03-Special Account-Locally Funded/Domestic Grants Fund, etc.)

Particulars	Current Year Budget					Prior Year's Budget										
	PS	MOOE	FinEx	CO	TOTAL	Prior Year's Accounts Payable					Current Year's Accounts Payable					TOTAL
						PS	MOOE	FinEx	CO	Sub-Total	PS	MOOE	FinEx	CO	Sub-Total	
1	2	3	4	5	6=(2+3+4+5)	7	8	9	10	11=(7+8+9+10)	12	13	14	15	16=	17=(11+16)
CASH DISBURSEMENTS	53,653,134.61	12,740,392.59	0.00	0.00	66,393,527.20	249,443.09	182,589.84	0.00	0.00	432,032.93	14,158.08	0.00	0.00	0.00	14,158.08	446,191.01
Notice of Cash Allocation (NCA)	53,653,134.61	12,740,392.59	0.00	0.00	66,393,527.20	249,443.09	182,589.84	0.00	0.00	432,032.93	14,158.08	0.00	0.00	0.00	14,158.08	446,191.01
MDS Checks Issued	7,052,222.48	5,669,026.92	0.00	0.00	12,721,249.40	22,866.15	0.00	0.00	0.00	22,866.15	14,158.08	0.00	0.00	0.00	14,158.08	37,024.23
Advice to Debit Account	46,600,912.13	7,071,366.67	0.00	0.00	53,672,277.80	226,576.94	182,589.84	0.00	0.00	409,166.78	0.00	0.00	0.00	0.00	0.00	409,166.78
Notice of Transfer Allocations (NTA)	0.00	0.00	0.00	0.00	0.00	0.00	0.00	0.00	0.00	0.00	0.00	0.00	0.00	0.00	0.00	0.00
MDS Checks Issued	0.00	0.00	0.00	0.00	0.00	0.00	0.00	0.00	0.00	0.00	0.00	0.00	0.00	0.00	0.00	0.00
Advice to Debit Account	0.00	0.00	0.00	0.00	0.00	0.00	0.00	0.00	0.00	0.00	0.00	0.00	0.00	0.00	0.00	0.00
Working Fund for FAPs	0.00	0.00	0.00	0.00	0.00	0.00	0.00	0.00	0.00	0.00	0.00	0.00	0.00	0.00	0.00	0.00
Cash Disbursement Ceiling (CDC)	0.00	0.00	0.00	0.00	0.00	0.00	0.00	0.00	0.00	0.00	0.00	0.00	0.00	0.00	0.00	0.00
TOTAL CASH DISBURSEMENTS	53,653,134.61	12,740,392.59	0.00	0.00	66,393,527.20	249,443.09	182,589.84	0.00	0.00	432,032.93	14,158.08	0.00	0.00	0.00	14,158.08	446,191.01
NON-CASH DISBURSEMENTS	8,309,743.26	624,037.66	0.00	0.00	8,933,780.92	41,413.06	1,998.54	0.00	0.00	43,411.60	0.00	0.00	0.00	0.00	0.00	43,411.60
Tax Remittance Advices Issued (TRA)	8,309,743.26	624,037.66	0.00	0.00	8,933,780.92	41,413.06	1,998.54	0.00	0.00	43,411.60	0.00	0.00	0.00	0.00	0.00	43,411.60
Non-Cash Availment Authority (NCAA)	0.00	0.00	0.00	0.00	0.00	0.00	0.00	0.00	0.00	0.00	0.00	0.00	0.00	0.00	0.00	0.00
Disbursements effected through outright deductions from claims (please specify...)	0.00	0.00	0.00	0.00	0.00	0.00	0.00	0.00	0.00	0.00	0.00	0.00	0.00	0.00	0.00	0.00
Overpayment of expenses (e.g. personnel benefits)	0.00	0.00	0.00	0.00	0.00	0.00	0.00	0.00	0.00	0.00	0.00	0.00	0.00	0.00	0.00	0.00
Restitution for loss of government property	0.00	0.00	0.00	0.00	0.00	0.00	0.00	0.00	0.00	0.00	0.00	0.00	0.00	0.00	0.00	0.00
Liquidated damages and similar claims	0.00	0.00	0.00	0.00	0.00	0.00	0.00	0.00	0.00	0.00	0.00	0.00	0.00	0.00	0.00	0.00
Others (TEF, BTr-Documentary Stamp Tax, etc.)	0.00	0.00	0.00	0.00	0.00	0.00	0.00	0.00	0.00	0.00	0.00	0.00	0.00	0.00	0.00	0.00
TOTAL NON-CASH DISBURSEMENTS	8,309,743.26	624,037.66	0.00	0.00	8,933,780.92	41,413.06	1,998.54	0.00	0.00	43,411.60	0.00	0.00	0.00	0.00	0.00	43,411.60
GRAND TOTAL	61,962,877.87	13,364,430.25	0.00	0.00	75,327,308.12	290,856.15	184,588.38	0.00	0.00	475,444.53	14,158.08	0.00	0.00	0.00	14,158.08	489,602.61

Department : State Unvers
 Agency/Entity : Philippine No
 Operating Unit : < not applical
 Organization Code (UACS) : 08 003 00000
 Fund Cluster : 01 - Regular /
 (e.g. UACS Fun

Particulars	SUB-TOTAL	Trust Liabilities				Grand Total					Remarks
		PS	MOOE	CO	TOTAL	PS	MOOE	FinEx	CO	TOTAL	
1	18=(6+17)	19	20	21	22=(19+20+21)	23	24	25	26	27=(23+24+25+26)	28
CASH DISBURSEMENTS	66,839,718.21	0.00	0.00	0.00	0.00	53,916,735.78	12,922,982.43	0.00	0.00	66,839,718.21	
Notice of Cash Allocation (NCA)	66,839,718.21	0.00	0.00	0.00	0.00	53,916,735.78	12,922,982.43	0.00	0.00	66,839,718.21	
MDS Checks Issued	12,758,273.63	0.00	0.00	0.00	0.00	7,089,246.71	5,669,026.92	0.00	0.00	12,758,273.63	
Advice to Debit Account	54,081,444.58	0.00	0.00	0.00	0.00	46,827,489.07	7,263,955.51	0.00	0.00	54,081,444.58	
Notice of Transfer Allocations (NTA)	0.00	0.00	0.00	0.00	0.00	0.00	0.00	0.00	0.00	0.00	
MDS Checks Issued	0.00	0.00	0.00	0.00	0.00	0.00	0.00	0.00	0.00	0.00	
Advice to Debit Account	0.00	0.00	0.00	0.00	0.00	0.00	0.00	0.00	0.00	0.00	
Working Fund for FAPs	0.00	0.00	0.00	0.00	0.00	0.00	0.00	0.00	0.00	0.00	
Cash Disbursement Ceiling (CDC)	0.00	0.00	0.00	0.00	0.00	0.00	0.00	0.00	0.00	0.00	
TOTAL CASH DISBURSEMENTS	66,839,718.21	0.00	0.00	0.00	0.00	53,916,735.78	12,922,982.43	0.00	0.00	66,839,718.21	
NON-CASH DISBURSEMENTS	8,977,192.52	0.00	0.00	0.00	0.00	8,351,156.32	626,036.20	0.00	0.00	8,977,192.52	
Tax Remittance Advices Issued (TRA)	8,977,192.52	0.00	0.00	0.00	0.00	8,351,156.32	626,036.20	0.00	0.00	8,977,192.52	
Non-Cash Availment Authority (NCAA)	0.00	0.00	0.00	0.00	0.00	0.00	0.00	0.00	0.00	0.00	
Disbursements effected through outright deductions from claims (please specify...)	0.00	0.00	0.00	0.00	0.00	0.00	0.00	0.00	0.00	0.00	
Overpayment of expenses(e.g. personnel benefits)	0.00	0.00	0.00	0.00	0.00	0.00	0.00	0.00	0.00	0.00	
Restitution for loss of government property	0.00	0.00	0.00	0.00	0.00	0.00	0.00	0.00	0.00	0.00	
Liquidated damages and similar claims	0.00	0.00	0.00	0.00	0.00	0.00	0.00	0.00	0.00	0.00	
Others(TEF, BTr-Documentary Stamp Tax, etc.)	0.00	0.00	0.00	0.00	0.00	0.00	0.00	0.00	0.00	0.00	
TOTAL NON-CASH DISBURSEMENTS	8,977,192.52	0.00	0.00	0.00	0.00	8,351,156.32	626,036.20	0.00	0.00	8,977,192.52	
GRAND TOTAL	75,816,910.73	0.00	0.00	0.00	0.00	62,267,892.10	13,549,018.63	0.00	0.00	75,816,910.73	

SUMMARY

Particulars (1)	Previous Report (2)	This Month (3)	As at Date (4)
Total Disbursement Authorities Received	201,548,713.92	75,461,192.52	277,009,906.44
NCA	184,512,000.00	66,484,000.00	250,996,000.00
NTA	0.00	0.00	0.00
Working Fund	0.00	0.00	0.00
TRA	17,036,713.92	8,977,192.52	26,013,906.44
CDC	0.00	0.00	0.00
NCAA	0.00	0.00	0.00
Less: Notice of Transfer of Allocations (NTA)* issued	0.00	0.00	0.00
Total Disbursement Authorities Available	201,548,713.92	75,461,192.52	277,009,906.44
Less:	0.00	0.00	0.00
Lapsed NCA	0.00	0.00	0.00
Disbursements	195,113,927.10	75,816,910.73	270,930,837.83
Less: Other Non-Cash Disbursements	0.00	0.00	0.00
Disbursements effected through outright deductions from claims	0.00	0.00	0.00
Overpayment of expenses(e.g. personnel benefits)	0.00	0.00	0.00
Restitution for loss of government property	0.00	0.00	0.00
Liquidated damages and similar claims	0.00	0.00	0.00
Others (e.g. TEF, BTr, Docs Stamp, etc.)	0.00	0.00	0.00
Add/Less: Adjustments (e.g. cancelled/staled checks)	0.00	0.00	0.00
Balance of Disbursement Authorities as at date	6,434,786.82	(355,718.21)	6,079,068.61
Total Disbursements Program	201,548,713.92	75,461,192.52	277,009,906.44
Less: *Actual Disbursements	195,113,927.10	75,816,910.73	270,930,837.83
(Over)/Under spending	6,434,786.82	(355,718.21)	6,079,068.61

Notes: * The use of NTA is discouraged

Notes: ** Amounts should tally with the grand total disbursement (column 27).

Certified Correct:

RONNIE B. PAGAL

ACCOUNTANT IV

Date: May 8, 2025 11:30 AM

Recommending Approval:

LORDINIO A. VESCARA

VICE PRESIDENT FOR FINANCE AND ADMINISTRATION

Date: May 8, 2025 11:30 AM

Approved By:

BERT J. TUGA

PRESIDENT

Date: May 8, 2025 07:16 PM

MONTHLY REPORT OF DISBURSEMENTS
For the month of May 2025

Department : State Universities and Colleges (SUCs)
 Agency/Entity : Philippine Normal University
 Operating Unit : < not applicable >
 Organization Code (UACS) : 08 003 0000000
 Fund Cluster : 01 - Regular Agency Fund
 (e.g. UACS Fund Cluster: 01-Regular Agency Fund, 02-Foreign Assisted Projects Fund, 03-Special Account-Locally Funded/Domestic Grants Fund, etc.)

Particulars	Current Year Budget					Prior Year's Budget										
	PS	MOOE	FinEx	CO	TOTAL	Prior Year's Accounts Payable					Current Year's Accounts Payable					TOTAL
						PS	MOOE	FinEx	CO	Sub-Total	PS	MOOE	FinEx	CO	Sub-Total	
1	2	3	4	5	6=(2+3+4+5)	7	8	9	10	11=(7+8+9+10)	12	13	14	15	16=	17=(11+16)
CASH DISBURSEMENTS	76,457,137.98	14,493,436.66	0.00	0.00	90,950,574.64	338,279.95	100,084.38	0.00	3,825,957.15	4,264,321.48	0.00	95,925.00	0.00	0.00	95,925.00	4,360,246.48
Notice of Cash Allocation (NCA)	76,457,137.98	14,493,436.66	0.00	0.00	90,950,574.64	338,279.95	100,084.38	0.00	3,825,957.15	4,264,321.48	0.00	95,925.00	0.00	0.00	95,925.00	4,360,246.48
MDS Checks Issued	1,612,846.56	9,300,610.63	0.00	0.00	10,913,457.19	0.00	0.00	0.00	0.00	0.00	0.00	0.00	0.00	0.00	0.00	0.00
Advice to Debit Account	74,844,291.42	5,192,826.03	0.00	0.00	80,037,117.45	338,279.95	100,084.38	0.00	3,825,957.15	4,264,321.48	0.00	95,925.00	0.00	0.00	95,925.00	4,360,246.48
Notice of Transfer Allocations (NTA)	0.00	0.00	0.00	0.00	0.00	0.00	0.00	0.00	0.00	0.00	0.00	0.00	0.00	0.00	0.00	0.00
MDS Checks Issued	0.00	0.00	0.00	0.00	0.00	0.00	0.00	0.00	0.00	0.00	0.00	0.00	0.00	0.00	0.00	0.00
Advice to Debit Account	0.00	0.00	0.00	0.00	0.00	0.00	0.00	0.00	0.00	0.00	0.00	0.00	0.00	0.00	0.00	0.00
Working Fund for FAPs	0.00	0.00	0.00	0.00	0.00	0.00	0.00	0.00	0.00	0.00	0.00	0.00	0.00	0.00	0.00	0.00
Cash Disbursement Ceiling (CDC)	0.00	0.00	0.00	0.00	0.00	0.00	0.00	0.00	0.00	0.00	0.00	0.00	0.00	0.00	0.00	0.00
TOTAL CASH DISBURSEMENTS	76,457,137.98	14,493,436.66	0.00	0.00	90,950,574.64	338,279.95	100,084.38	0.00	3,825,957.15	4,264,321.48	0.00	95,925.00	0.00	0.00	95,925.00	4,360,246.48
NON-CASH DISBURSEMENTS	7,370,133.28	754,670.90	0.00	0.00	8,124,804.18	0.00	6,565.62	0.00	228,642.85	235,208.47	0.00	6,125.00	0.00	0.00	6,125.00	241,333.47
Tax Remittance Advices Issued (TRA)	7,370,133.28	754,670.90	0.00	0.00	8,124,804.18	0.00	6,565.62	0.00	228,642.85	235,208.47	0.00	6,125.00	0.00	0.00	6,125.00	241,333.47
Non-Cash Availment Authority (NCAA)	0.00	0.00	0.00	0.00	0.00	0.00	0.00	0.00	0.00	0.00	0.00	0.00	0.00	0.00	0.00	0.00
Disbursements effected through outright deductions from claims (please specify...)	0.00	0.00	0.00	0.00	0.00	0.00	0.00	0.00	0.00	0.00	0.00	0.00	0.00	0.00	0.00	0.00
Overpayment of expenses(e.g. personnel benefits)	0.00	0.00	0.00	0.00	0.00	0.00	0.00	0.00	0.00	0.00	0.00	0.00	0.00	0.00	0.00	0.00
Restitution for loss of government property	0.00	0.00	0.00	0.00	0.00	0.00	0.00	0.00	0.00	0.00	0.00	0.00	0.00	0.00	0.00	0.00
Liquidated damages and similar claims	0.00	0.00	0.00	0.00	0.00	0.00	0.00	0.00	0.00	0.00	0.00	0.00	0.00	0.00	0.00	0.00
Others(TEF, BTr-Documentary Stamp Tax, etc.)	0.00	0.00	0.00	0.00	0.00	0.00	0.00	0.00	0.00	0.00	0.00	0.00	0.00	0.00	0.00	0.00
TOTAL NON-CASH DISBURSEMENTS	7,370,133.28	754,670.90	0.00	0.00	8,124,804.18	0.00	6,565.62	0.00	228,642.85	235,208.47	0.00	6,125.00	0.00	0.00	6,125.00	241,333.47
GRAND TOTAL	83,827,271.26	15,248,107.56	0.00	0.00	99,075,378.82	338,279.95	106,650.00	0.00	4,054,600.00	4,499,529.95	0.00	102,050.00	0.00	0.00	102,050.00	4,601,579.95


Department : State Universities a
 Agency/Entity : Philippine Normal I
 Operating Unit : < not applicable >
 Organization Code (UACS) : 08 003 0000000
 Fund Cluster : 01 - Regular Agenc
 (e.g. UACS Fund Clu


Particulars	SUB-TOTAL	Trust Liabilities				Grand Total					Remarks
		PS	MOOE	CO	TOTAL	PS	MOOE	FinEx	CO	TOTAL	
1	18=(6+17)	19	20	21	22=(19+20+21)	23	24	25	26	27=(23+24+25+26)	28
CASH DISBURSEMENTS	95,310,821.12	0.00	0.00	0.00	0.00	76,795,417.93	14,689,446.04	0.00	3,825,957.15	95,310,821.12	
Notice of Cash Allocation (NCA)	95,310,821.12	0.00	0.00	0.00	0.00	76,795,417.93	14,689,446.04	0.00	3,825,957.15	95,310,821.12	
MDS Checks Issued	10,913,457.19	0.00	0.00	0.00	0.00	1,612,846.56	9,300,610.63	0.00	0.00	10,913,457.19	
Advice to Debit Account	84,397,363.93	0.00	0.00	0.00	0.00	75,182,571.37	5,388,835.41	0.00	3,825,957.15	84,397,363.93	
Notice of Transfer Allocations (NTA)	0.00	0.00	0.00	0.00	0.00	0.00	0.00	0.00	0.00	0.00	
MDS Checks Issued	0.00	0.00	0.00	0.00	0.00	0.00	0.00	0.00	0.00	0.00	
Advice to Debit Account	0.00	0.00	0.00	0.00	0.00	0.00	0.00	0.00	0.00	0.00	
Working Fund for FAPs	0.00	0.00	0.00	0.00	0.00	0.00	0.00	0.00	0.00	0.00	
Cash Disbursement Ceiling (CDC)	0.00	0.00	0.00	0.00	0.00	0.00	0.00	0.00	0.00	0.00	
TOTAL CASH DISBURSEMENTS	95,310,821.12	0.00	0.00	0.00	0.00	76,795,417.93	14,689,446.04	0.00	3,825,957.15	95,310,821.12	
NON-CASH DISBURSEMENTS	8,366,137.65	0.00	0.00	0.00	0.00	7,370,133.28	767,361.52	0.00	228,642.85	8,366,137.65	
Tax Remittance Advices Issued (TRA)	8,366,137.65	0.00	0.00	0.00	0.00	7,370,133.28	767,361.52	0.00	228,642.85	8,366,137.65	
Non-Cash Availment Authority (NCAA)	0.00	0.00	0.00	0.00	0.00	0.00	0.00	0.00	0.00	0.00	
Disbursements effected through outright deductions from claims (please specify...)	0.00	0.00	0.00	0.00	0.00	0.00	0.00	0.00	0.00	0.00	
Overpayment of expenses(e.g. personnel benefits)	0.00	0.00	0.00	0.00	0.00	0.00	0.00	0.00	0.00	0.00	
Restitution for loss of government property	0.00	0.00	0.00	0.00	0.00	0.00	0.00	0.00	0.00	0.00	
Liquidated damages and similar claims	0.00	0.00	0.00	0.00	0.00	0.00	0.00	0.00	0.00	0.00	
Others(TEF, BTr-Documentary Stamp Tax, etc.)	0.00	0.00	0.00	0.00	0.00	0.00	0.00	0.00	0.00	0.00	
TOTAL NON-CASH DISBURSEMENTS	8,366,137.65	0.00	0.00	0.00	0.00	7,370,133.28	767,361.52	0.00	228,642.85	8,366,137.65	
GRAND TOTAL	103,676,958.77	0.00	0.00	0.00	0.00	84,165,551.21	15,456,807.56	0.00	4,054,600.00	103,676,958.77	


SUMMARY

Particulars (1)	Previous Report (2)	This Month (3)	As at Date (4)
Total Disbursement Authorities Received	277,009,906.44	102,159,137.65	379,169,044.09
NCA	250,996,000.00	93,793,000.00	344,789,000.00
NTA	0.00	0.00	0.00
Working Fund	0.00	0.00	0.00
TRA	26,013,906.44	8,366,137.65	34,380,044.09
CDC	0.00	0.00	0.00
NCAA	0.00	0.00	0.00
Less: Notice of Transfer of Allocations (NTA)* issued	0.00	0.00	0.00
Total Disbursement Authorities Available	277,009,906.44	102,159,137.65	379,169,044.09
Less:	0.00	0.00	0.00
Lapsed NCA	0.00	0.00	0.00
Disbursements	270,930,837.83	103,676,958.77	374,607,796.60
Less: Other Non-Cash Disbursements	0.00	0.00	0.00
Disbursements effected through outright deductions from claims	0.00	0.00	0.00
Overpayment of expenses(e.g. personnel benefits)	0.00	0.00	0.00
Restitution for loss of government property	0.00	0.00	0.00
Liquidated damages and similar claims	0.00	0.00	0.00
Others (e.g. TEF, BTr, Docs Stamp, etc.)	0.00	0.00	0.00
Add/Less: Adjustments (e.g. cancelled/staled checks)	0.00	0.00	0.00
Balance of Disbursement Authorities as at date	6,079,068.61	(1,517,821.12)	4,561,247.49
Total Disbursements Program	277,009,906.44	102,159,137.65	379,169,044.09
Less: *Actual Disbursements	270,930,837.83	103,676,958.77	374,607,796.60
(Over)/(Under spending)	6,079,068.61	(1,517,821.12)	4,561,247.49

Notes: * The use of NTA is discouraged
 Notes: ** Amounts should tally with the grand total disbursement (column 27).

Certified Correct:

 RONNIE B. PAGAL
 ACCOUNTANT IV
 Date: June 9, 2025 10:18 AM

Recommending Approval:

 LORDINIO A. VERGARA
 VICE PRESIDENT FOR FINANCE AND ADMINISTRATION
 Date: June 9, 2025 10:18 AM

Approved By:

 BERT J. TUGA
 PRESIDENT
 Date: June 9, 2025 10:20 AM

FAR No. 4
MONTHLY REPORT OF DISBURSEMENTS
For the month of June 2025

Department : State Universities and Colleges (SUCs)
Agency/Entity : Philippine Normal University
Operating Unit : < not applicable >
Organization Code (UACS) : 08 003 0000000
Fund Cluster : 01 - Regular Agency Fund
(e.g. UACS Fund Cluster: 01-Regular Agency Fund, 02-Foreign Assisted Projects Fund, 03-Special Account-Locally Funded/Domestic Grants Fund, etc.)

Particulars	Current Year Budget					Prior Year's Budget								
	PS	MOOE	FinEx	CO	TOTAL	Prior Year's Accounts Payable					Current Year's Accounts Payable			
						PS	MOOE	FinEx	CO	Sub-Total	PS	MOOE	FinEx	CO
1	2	3	4	5	6=(2+3+4+5)	7	8	9	10	11=(7+8+9+10)	12	13	14	15
CASH DISBURSEMENTS	46,810,868.08	16,670,181.77	0.00	0.00	63,481,049.85	0.00	67,408.62	0.00	0.00	67,408.62	0.00	409,870.00	0.00	0.00
Notice of Cash Allocation (NCA)	46,810,868.08	16,670,181.77	0.00	0.00	63,481,049.85	0.00	67,408.62	0.00	0.00	67,408.62	0.00	409,870.00	0.00	0.00
MDS Checks Issued	6,142,699.29	10,585,969.27	0.00	0.00	16,728,668.56	0.00	67,408.62	0.00	0.00	67,408.62	0.00	0.00	0.00	0.00
Advice to Debit Account	40,668,168.79	6,084,212.50	0.00	0.00	46,752,381.29	0.00	0.00	0.00	0.00	0.00	0.00	409,870.00	0.00	0.00
Notice of Transfer Allocations (NTA)	0.00	0.00	0.00	0.00	0.00	0.00	0.00	0.00	0.00	0.00	0.00	0.00	0.00	0.00
MDS Checks Issued	0.00	0.00	0.00	0.00	0.00	0.00	0.00	0.00	0.00	0.00	0.00	0.00	0.00	0.00
Advice to Debit Account	0.00	0.00	0.00	0.00	0.00	0.00	0.00	0.00	0.00	0.00	0.00	0.00	0.00	0.00
Working Fund for FAPs	0.00	0.00	0.00	0.00	0.00	0.00	0.00	0.00	0.00	0.00	0.00	0.00	0.00	0.00
Cash Disbursement Ceiling (CDC)	0.00	0.00	0.00	0.00	0.00	0.00	0.00	0.00	0.00	0.00	0.00	0.00	0.00	0.00
TOTAL CASH DISBURSEMENTS	46,810,868.08	16,670,181.77	0.00	0.00	63,481,049.85	0.00	67,408.62	0.00	0.00	67,408.62	0.00	409,870.00	0.00	0.00
NON-CASH DISBURSEMENTS	6,090,578.49	793,979.62	0.00	0.00	6,884,558.11	0.00	3,815.58	0.00	0.00	3,815.58	0.00	11,200.00	0.00	0.00
Tax Remittance Advices Issued (TRA)	6,090,578.49	793,979.62	0.00	0.00	6,884,558.11	0.00	3,815.58	0.00	0.00	3,815.58	0.00	11,200.00	0.00	0.00
Non-Cash Availment Authority (NCAA)	0.00	0.00	0.00	0.00	0.00	0.00	0.00	0.00	0.00	0.00	0.00	0.00	0.00	0.00
Disbursements effected through outright deductions from claims (please specify...)	0.00	0.00	0.00	0.00	0.00	0.00	0.00	0.00	0.00	0.00	0.00	0.00	0.00	0.00
Overpayment of expenses (e.g. personnel benefits)	0.00	0.00	0.00	0.00	0.00	0.00	0.00	0.00	0.00	0.00	0.00	0.00	0.00	0.00
Restitution for loss of government property	0.00	0.00	0.00	0.00	0.00	0.00	0.00	0.00	0.00	0.00	0.00	0.00	0.00	0.00
Liquidated damages and similar claims	0.00	0.00	0.00	0.00	0.00	0.00	0.00	0.00	0.00	0.00	0.00	0.00	0.00	0.00
Others (TEF, BTr-Documentary Stamp Tax, etc.)	0.00	0.00	0.00	0.00	0.00	0.00	0.00	0.00	0.00	0.00	0.00	0.00	0.00	0.00
TOTAL NON-CASH DISBURSEMENTS	6,090,578.49	793,979.62	0.00	0.00	6,884,558.11	0.00	3,815.58	0.00	0.00	3,815.58	0.00	11,200.00	0.00	0.00
GRAND TOTAL	52,901,446.57	17,464,161.39	0.00	0.00	70,365,607.96	0.00	71,224.20	0.00	0.00	71,224.20	0.00	421,070.00	0.00	0.00

Department : State Universities and Colleges (SUCs)
 Agency/Entity : Philippine Normal University
 Operating Unit : < not applicable >
 Organization Code (UACS) : 08 003 0000000
 Fund Cluster : 01 - Regular Agency Fund
 (e.g. UACS Fund Cluster: 01-Regular Age

Particulars	Trust Liabilities							Grand Total				
	Sub-Total	TOTAL	SUB-TOTAL	PS	MOOE	CO	TOTAL	PS	MOOE	FinEx	CO	TOTAL
				16=	17=(11+16)	18=(6+17)	19	20	21	22=(19+20+21)	23	24
CASH DISBURSEMENTS	409,870.00	477,278.62	63,958,328.47	0.00	0.00	0.00	0.00	46,810,868.08	17,147,460.39	0.00	0.00	63,958,328.47
Notice of Cash Allocation (NCA)	409,870.00	477,278.62	63,958,328.47	0.00	0.00	0.00	0.00	46,810,868.08	17,147,460.39	0.00	0.00	63,958,328.47
MDS Checks Issued	0.00	67,408.62	16,796,077.18	0.00	0.00	0.00	0.00	6,142,699.29	10,653,377.89	0.00	0.00	16,796,077.18
Advice to Debit Account	409,870.00	409,870.00	47,162,251.29	0.00	0.00	0.00	0.00	40,668,168.79	6,494,082.50	0.00	0.00	47,162,251.29
Notice of Transfer Allocations (NTA)	0.00	0.00	0.00	0.00	0.00	0.00	0.00	0.00	0.00	0.00	0.00	0.00
MDS Checks Issued	0.00	0.00	0.00	0.00	0.00	0.00	0.00	0.00	0.00	0.00	0.00	0.00
Advice to Debit Account	0.00	0.00	0.00	0.00	0.00	0.00	0.00	0.00	0.00	0.00	0.00	0.00
Working Fund for FAPs	0.00	0.00	0.00	0.00	0.00	0.00	0.00	0.00	0.00	0.00	0.00	0.00
Cash Disbursement Ceiling (CDC)	0.00	0.00	0.00	0.00	0.00	0.00	0.00	0.00	0.00	0.00	0.00	0.00
TOTAL CASH DISBURSEMENTS	409,870.00	477,278.62	63,958,328.47	0.00	0.00	0.00	0.00	46,810,868.08	17,147,460.39	0.00	0.00	63,958,328.47
NON-CASH DISBURSEMENTS	11,200.00	15,015.58	6,899,573.69	0.00	0.00	0.00	0.00	6,090,578.49	808,995.20	0.00	0.00	6,899,573.69
Tax Remittance Advices Issued (TRA)	11,200.00	15,015.58	6,899,573.69	0.00	0.00	0.00	0.00	6,090,578.49	808,995.20	0.00	0.00	6,899,573.69
Non-Cash Availment Authority (NCAA)	0.00	0.00	0.00	0.00	0.00	0.00	0.00	0.00	0.00	0.00	0.00	0.00
Disbursements effected through outright deductions from claims (please specify...)	0.00	0.00	0.00	0.00	0.00	0.00	0.00	0.00	0.00	0.00	0.00	0.00
Overpayment of expenses(e.g. personnel benefits)	0.00	0.00	0.00	0.00	0.00	0.00	0.00	0.00	0.00	0.00	0.00	0.00
Restitution for loss of government property	0.00	0.00	0.00	0.00	0.00	0.00	0.00	0.00	0.00	0.00	0.00	0.00
Liquidated damages and similar claims	0.00	0.00	0.00	0.00	0.00	0.00	0.00	0.00	0.00	0.00	0.00	0.00
Others(TEF, BTr-Documentary Stamp Tax, etc.)	0.00	0.00	0.00	0.00	0.00	0.00	0.00	0.00	0.00	0.00	0.00	0.00
TOTAL NON-CASH DISBURSEMENTS	11,200.00	15,015.58	6,899,573.69	0.00	0.00	0.00	0.00	6,090,578.49	808,995.20	0.00	0.00	6,899,573.69
GRAND TOTAL	421,070.00	492,294.20	70,857,902.16	0.00	0.00	0.00	0.00	52,901,446.57	17,956,455.59	0.00	0.00	70,857,902.16

SUMMARY

	Particulars (1)	Previous Report (2)	This Month (3)	As at Date (4)
Total Disbursement Authorities Received		379,169,044.09	68,487,573.69	447,656,617.78
NCA		344,789,000.00	61,588,000.00	406,377,000.00
NTA		0.00	0.00	0.00
Working Fund		0.00	0.00	0.00
TRA		34,380,044.09	6,899,573.69	41,279,617.78
CDC		0.00	0.00	0.00
NCAA		0.00	0.00	0.00
Less: Notice of Transfer of Allocations (NTA)* issued		0.00	0.00	0.00
Total Disbursement Authorities Available		379,169,044.09	68,487,573.69	447,656,617.78
Less:		0.00	0.00	0.00
Lapsed NCA		0.00	0.00	0.00
Disbursements		374,607,796.60	70,857,902.16	445,465,698.76
Less: Other Non-Cash Disbursements		0.00	0.00	0.00
Disbursements effected through outright deductions from claims		0.00	0.00	0.00
Overpayment of expenses(e.g. personnel benefits)		0.00	0.00	0.00
Restitution for loss of government property		0.00	0.00	0.00
Liquidated damages and similar claims		0.00	0.00	0.00
Others (e.g. TEF, BTr, Docs Stamp, etc.)		0.00	0.00	0.00
Add/Less: Adjustments (e.g. cancelled/staled checks)		0.00	0.00	0.00
Balance of Disbursement Authorities as at date		4,561,247.49	(2,370,328.47)	2,190,919.02
Total Disbursements Program		379,169,044.09	68,487,573.69	447,656,617.78
Less: *Actual Disbursements		374,607,796.60	70,857,902.16	445,465,698.76
(Over)/Under spending		4,561,247.49	(2,370,328.47)	2,190,919.02

Notes: * The use of NTA is discouraged
 Notes: ** Amounts should tally with the grand total disbursement (column 27).

Certified Correct:

ARGEA BINI PALABRICA
 Accountant
 Date: July 9, 2025 02:01 PM

Recommending Approval:

LORDINA A. BERGARA
 Vice President for Finance and Administration
 Date: July 9, 2025 02:01 PM

Approved By:

President
 Date: July 10, 2025

Particulars	Trust Liabilities						Grand Total			Remarks		
	TOTAL	SUB-TOTAL	PS	MOOE	CO	TOTAL	PS	MOOE	FinEx		CO	TOTAL
1	17=(11+16)	18=(6+17)	19	20	21	22=(19+20+21)	23	24	25	26	27=(23+24+25+26)	28
CASH DISBURSEMENTS	1,762,499.53	56,468,454.49	0.00	0.00	0.00	0.00	44,262,429.85	11,639,999.87	0.00	566,024.77	56,468,454.49	
Notice of Cash Allocation (NCA)	1,762,499.53	56,468,454.49	0.00	0.00	0.00	0.00	44,262,429.85	11,639,999.87	0.00	566,024.77	56,468,454.49	
MDS Checks Issued	0.00	12,935,262.98	0.00	0.00	0.00	0.00	7,834,706.26	5,100,556.72	0.00	0.00	12,935,262.98	
Advice to Debit Account	1,762,499.53	43,533,191.51	0.00	0.00	0.00	0.00	36,427,723.59	6,539,443.15	0.00	566,024.77	43,533,191.51	
Notice of Transfer Allocations (NTA)	0.00	0.00	0.00	0.00	0.00	0.00	0.00	0.00	0.00	0.00	0.00	
MDS Checks Issued	0.00	0.00	0.00	0.00	0.00	0.00	0.00	0.00	0.00	0.00	0.00	
Advice to Debit Account	0.00	0.00	0.00	0.00	0.00	0.00	0.00	0.00	0.00	0.00	0.00	
Working Fund for FAPs	0.00	0.00	0.00	0.00	0.00	0.00	0.00	0.00	0.00	0.00	0.00	
Cash Disbursement Ceiling (CDC)	0.00	0.00	0.00	0.00	0.00	0.00	0.00	0.00	0.00	0.00	0.00	
TOTAL CASH DISBURSEMENTS	1,762,499.53	56,468,454.49	0.00	0.00	0.00	0.00	44,262,429.85	11,639,999.87	0.00	566,024.77	56,468,454.49	
NON-CASH DISBURSEMENTS	12,843.44	7,832,042.16	0.00	0.00	0.00	0.00	7,338,570.96	493,471.20	0.00	0.00	7,832,042.16	
Tax Remittance Advices Issued (TRA)	12,843.44	7,832,042.16	0.00	0.00	0.00	0.00	7,338,570.96	493,471.20	0.00	0.00	7,832,042.16	
Non-Cash Availment Authority (NCAA)	0.00	0.00	0.00	0.00	0.00	0.00	0.00	0.00	0.00	0.00	0.00	
Disbursements effected through outright deductions from claims (please specify...)	0.00	0.00	0.00	0.00	0.00	0.00	0.00	0.00	0.00	0.00	0.00	
Overpayment of expenses (e.g. personnel benefits)	0.00	0.00	0.00	0.00	0.00	0.00	0.00	0.00	0.00	0.00	0.00	
Restitution for loss of government property	0.00	0.00	0.00	0.00	0.00	0.00	0.00	0.00	0.00	0.00	0.00	
Liquidated damages and similar claims	0.00	0.00	0.00	0.00	0.00	0.00	0.00	0.00	0.00	0.00	0.00	
Others (TEF, BTr-Documentary Stamp Tax, etc.)	0.00	0.00	0.00	0.00	0.00	0.00	0.00	0.00	0.00	0.00	0.00	
TOTAL NON-CASH DISBURSEMENTS	12,843.44	7,832,042.16	0.00	0.00	0.00	0.00	7,338,570.96	493,471.20	0.00	0.00	7,832,042.16	
GRAND TOTAL	1,775,342.97	64,300,496.65	0.00	0.00	0.00	0.00	51,601,000.81	12,133,471.07	0.00	566,024.77	64,300,496.65	

SUMMARY

Particulars (1)	Previous Report (2)	This Month (3)	As at Date (4)
Total Disbursement Authorities Received	430,305,776.56	66,792,228.16	497,098,004.72
NCA	394,961,560.00	58,960,186.00	453,921,746.00
NTA	0.00	0.00	0.00
Working Fund	0.00	0.00	0.00
TRA	35,344,216.56	7,832,042.16	43,176,258.72
CDC	0.00	0.00	0.00
NCAA	0.00	0.00	0.00
Less: Notice of Transfer of Allocations (NTA)* issued	0.00	0.00	0.00
Total Disbursement Authorities Available	430,305,776.56	66,792,228.16	497,098,004.72
Less:	0.00	0.00	0.00
Lapsed NCA	0.00	0.00	0.00
Disbursements	390,903,007.61	64,300,496.65	455,203,504.26
Less: Other Non-Cash Disbursements	0.00	0.00	0.00
Disbursements effected through outright deductions from claims	0.00	0.00	0.00
Overpayment of expenses(e.g. personnel benefits)	0.00	0.00	0.00
Restitution for loss of government property	0.00	0.00	0.00
Liquidated damages and similar claims	0.00	0.00	0.00
Others (e.g. TEF, BTr, Docs Stamp, etc.)	0.00	0.00	0.00
Add/Less: Adjustments (e.g. cancelled/staled checks)	0.00	0.00	0.00
Balance of Disbursement Authorities as at date	39,402,768.95	2,491,731.51	41,894,500.46
Total Disbursements Program	430,305,776.56	66,792,228.16	497,098,004.72
Less: *Actual Disbursements	390,903,007.61	64,300,496.65	455,203,504.26
(Over)/Under spending	39,402,768.95	2,491,731.51	41,894,500.46

Notes: * The use of NTA is discouraged

Notes: ** Amounts should tally with the grand total disbursement (column 27).

Certified Correct:

ARGEA LINN PALABRICA
 ACCOUNTANT III
 Date: August 9, 2024 02:33 PM

Recommending Approval:

LORDINO A. BERGARA
 VICE-PRESIDENT FOR FINANCE AND ADMINISTRATION
 Date: August 9, 2024 02:33 PM

Approved By:

BERT J. TUGA
 PRESIDENT
 Date: August 12, 2024 12:25 PM

MONTHLY REPORT OF DISBURSEMENTS
For the month of July 2024

Department : State Universities and Colleges (SUCs)
 Agency/Entity : Philippine Normal University
 Operating Unit : < not applicable >
 Organization Code (UACS) : 08 003 0000000
 Fund Cluster : 01 - Regular Agency Fund
 (e.g. UACS Fund Cluster: 01-Regular Agency Fund, 02-Foreign Assisted Projects Fund, 03-Special Account-Locally Funded/Domestic Grants Fund, etc.)

Particulars	Current Year Budget					Prior Year's Budget									
	PS	MOOE	FinEx	CO	TOTAL 6=(2+3+4+5)	Prior Year's Accounts Payable					Current Year's Accounts Payable				
						PS	MOOE	FinEx	CO	Sub-Total 11=(7+8+9+10)	PS	MOOE	FinEx	CO	Sub-Total 16=
1	2	3	4	5	6	7	8	9	10	11	12	13	14	15	16
CASH DISBURSEMENTS	44,262,429.85	10,443,525.11	0.00	0.00	54,705,954.96	0.00	0.00	0.00	0.00	0.00	0.00	1,196,474.76	0.00	566,024.77	1,762,499.53
Notice of Cash Allocation (NCA)	44,262,429.85	10,443,525.11	0.00	0.00	54,705,954.96	0.00	0.00	0.00	0.00	0.00	0.00	1,196,474.76	0.00	566,024.77	1,762,499.53
MDS Checks Issued	7,834,706.26	5,100,556.72	0.00	0.00	12,935,262.98	0.00	0.00	0.00	0.00	0.00	0.00	0.00	0.00	0.00	0.00
Advice to Debit Account	36,427,723.59	5,342,968.39	0.00	0.00	41,770,691.98	0.00	0.00	0.00	0.00	0.00	0.00	1,196,474.76	0.00	566,024.77	1,762,499.53
Notice of Transfer Allocations (NTA)	0.00	0.00	0.00	0.00	0.00	0.00	0.00	0.00	0.00	0.00	0.00	0.00	0.00	0.00	0.00
MDS Checks Issued	0.00	0.00	0.00	0.00	0.00	0.00	0.00	0.00	0.00	0.00	0.00	0.00	0.00	0.00	0.00
Advice to Debit Account	0.00	0.00	0.00	0.00	0.00	0.00	0.00	0.00	0.00	0.00	0.00	0.00	0.00	0.00	0.00
Working Fund for FAPs	0.00	0.00	0.00	0.00	0.00	0.00	0.00	0.00	0.00	0.00	0.00	0.00	0.00	0.00	0.00
Cash Disbursement Ceiling (CDC)	0.00	0.00	0.00	0.00	0.00	0.00	0.00	0.00	0.00	0.00	0.00	0.00	0.00	0.00	0.00
TOTAL CASH DISBURSEMENTS	44,262,429.85	10,443,525.11	0.00	0.00	54,705,954.96	0.00	0.00	0.00	0.00	0.00	0.00	1,196,474.76	0.00	566,024.77	1,762,499.53
NON-CASH DISBURSEMENTS	7,338,570.96	480,627.76	0.00	0.00	7,819,198.72	0.00	0.00	0.00	0.00	0.00	0.00	12,843.44	0.00	0.00	12,843.44
Tax Remittance Advices Issued (TRA)	7,338,570.96	480,627.76	0.00	0.00	7,819,198.72	0.00	0.00	0.00	0.00	0.00	0.00	12,843.44	0.00	0.00	12,843.44
Non-Cash Availment Authority (NCAA)	0.00	0.00	0.00	0.00	0.00	0.00	0.00	0.00	0.00	0.00	0.00	0.00	0.00	0.00	0.00
Disbursements effected through	0.00	0.00	0.00	0.00	0.00	0.00	0.00	0.00	0.00	0.00	0.00	0.00	0.00	0.00	0.00
outright deductions from claims (release	0.00	0.00	0.00	0.00	0.00	0.00	0.00	0.00	0.00	0.00	0.00	0.00	0.00	0.00	0.00
Overpayment of expenses(e.g.	0.00	0.00	0.00	0.00	0.00	0.00	0.00	0.00	0.00	0.00	0.00	0.00	0.00	0.00	0.00
personnel benefits)	0.00	0.00	0.00	0.00	0.00	0.00	0.00	0.00	0.00	0.00	0.00	0.00	0.00	0.00	0.00
Restitution for loss of government	0.00	0.00	0.00	0.00	0.00	0.00	0.00	0.00	0.00	0.00	0.00	0.00	0.00	0.00	0.00
property	0.00	0.00	0.00	0.00	0.00	0.00	0.00	0.00	0.00	0.00	0.00	0.00	0.00	0.00	0.00
Liquidated damages and similar claims	0.00	0.00	0.00	0.00	0.00	0.00	0.00	0.00	0.00	0.00	0.00	0.00	0.00	0.00	0.00
Others(TEF, BTR-Documentary Stamp	0.00	0.00	0.00	0.00	0.00	0.00	0.00	0.00	0.00	0.00	0.00	0.00	0.00	0.00	0.00
Tax, etc.)	0.00	0.00	0.00	0.00	0.00	0.00	0.00	0.00	0.00	0.00	0.00	0.00	0.00	0.00	0.00
TOTAL NON-CASH DISBURSEMENTS	7,338,570.96	480,627.76	0.00	0.00	7,819,198.72	0.00	0.00	0.00	0.00	0.00	0.00	12,843.44	0.00	0.00	12,843.44
GRAND TOTAL	51,601,000.81	10,924,152.87	0.00	0.00	62,525,153.68	0.00	0.00	0.00	0.00	0.00	0.00	1,209,318.20	0.00	566,024.77	1,775,342.97

Department : State Universities and Colleges (SUCs)
 Agency/Entity : Philippine Normal University
 Operating Unit : < not applicable >
 Organization Code (UACS) : 08 003 0000000
 Fund Cluster : 01 - Regular Agency Fund

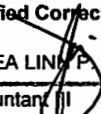
(e.g. UACS Fund Cluster: 01-Regular Agency Fund, 02-Foreign Assisted Projects Fund, 03-Special Account-Locally Funded/Domestic Grants Fund, etc.)


Particulars	Trust Liabilities				Grand Total					Remarks
	PS	MOOE	CO	TOTAL	PS	MOOE	FinEx	CO	TOTAL	
1	19	20	21	22=(19+20+21)	23	24	25	26	27=(23+24+25+26)	28
CASH DISBURSEMENTS	0.00	0.00	0.00	0.00	43,042,656.81	28,913,745.10	0.00	0.00	71,956,401.91	
Notice of Cash Allocation (NCA)	0.00	0.00	0.00	0.00	43,042,656.81	28,913,745.10	0.00	0.00	71,956,401.91	
MDS Checks Issued	0.00	0.00	0.00	0.00	1,691,851.46	6,725,294.10	0.00	0.00	8,417,145.56	
Advice to Debit Account	0.00	0.00	0.00	0.00	41,350,805.35	22,188,451.00	0.00	0.00	63,539,256.35	
Notice of Transfer Allocations (NTA)	0.00	0.00	0.00	0.00	0.00	0.00	0.00	0.00	0.00	
MDS Checks Issued	0.00	0.00	0.00	0.00	0.00	0.00	0.00	0.00	0.00	
Advice to Debit Account	0.00	0.00	0.00	0.00	0.00	0.00	0.00	0.00	0.00	
Working Fund for FAPs	0.00	0.00	0.00	0.00	0.00	0.00	0.00	0.00	0.00	
Cash Disbursement Ceiling (CDC)	0.00	0.00	0.00	0.00	0.00	0.00	0.00	0.00	0.00	
TOTAL CASH DISBURSEMENTS	0.00	0.00	0.00	0.00	43,042,656.81	28,913,745.10	0.00	0.00	71,956,401.91	
NON-CASH DISBURSEMENTS	0.00	0.00	0.00	0.00	5,214,284.71	1,394,751.64	0.00	0.00	6,609,036.35	
Tax Remittance Advices Issued (TRA)	0.00	0.00	0.00	0.00	5,214,284.71	1,394,751.64	0.00	0.00	6,609,036.35	
Non-Cash Availment Authority (NCAA)	0.00	0.00	0.00	0.00	0.00	0.00	0.00	0.00	0.00	
Disbursements effected through outright deductions from claims	0.00	0.00	0.00	0.00	0.00	0.00	0.00	0.00	0.00	
Overpayment of expenses(e.g. personnel benefits)	0.00	0.00	0.00	0.00	0.00	0.00	0.00	0.00	0.00	
Restitution for loss of government property	0.00	0.00	0.00	0.00	0.00	0.00	0.00	0.00	0.00	
Liquidated damages and similar claims	0.00	0.00	0.00	0.00	0.00	0.00	0.00	0.00	0.00	
Others(TEF, BTr-Documentary Stamp Tax, etc.)	0.00	0.00	0.00	0.00	0.00	0.00	0.00	0.00	0.00	
TOTAL NON-CASH DISBURSEMENTS	0.00	0.00	0.00	0.00	5,214,284.71	1,394,751.64	0.00	0.00	6,609,036.35	
GRAND TOTAL	0.00	0.00	0.00	0.00	48,256,941.52	30,308,496.74	0.00	0.00	78,565,438.26	


SUMMARY

Particulars (1)	Previous Report (2)	This Month (3)	As at Date (4)
Total Disbursement Authorities Received	530,777,983.20	86,551,784.35	617,329,767.55
NCA	479,093,679.00	79,942,748.00	559,036,427.00
NTA	0.00	0.00	0.00
Working Fund	0.00	0.00	0.00
TRA	51,684,304.20	6,609,036.35	58,293,340.55
CDC	0.00	0.00	0.00
NCAA	0.00	0.00	0.00
Less: Notice of Transfer of Allocations (NTA)* issued	0.00	0.00	0.00
Total Disbursement Authorities Available	530,777,983.20	86,551,784.35	617,329,767.55
Less:	0.00	0.00	0.00
Lapsed NCA	0.00	0.00	0.00
Disbursements	538,692,429.72	78,565,440.85	617,257,870.57
Less: Other Non-Cash Disbursements	0.00	0.00	0.00
Disbursements effected through outright deductions from claims	0.00	0.00	0.00
Overpayment of expenses(e.g. personnel benefits)	0.00	0.00	0.00
Restitution for loss of government property	0.00	0.00	0.00
Liquidated damages and similar claims	0.00	0.00	0.00
Others (e.g. TEF, BTr, Docs Stamp, etc.)	0.00	0.00	0.00
Add/Less: Adjustments (e.g. cancelled/staled checks)	0.00	0.00	0.00
Balance of Disbursement Authorities as at date	(7,914,446.52)	7,986,343.50	71,896.98
Total Disbursements Program	530,777,983.20	86,551,784.35	617,329,767.55
Less: *Actual Disbursements	538,692,429.72	78,565,440.85	617,257,870.57
(Over)/Under spending	(7,914,446.52)	7,986,343.50	71,896.98

Notes: * The use of NTA is discouraged
 Notes: ** Amounts should tally with the grand total disbursement (column 27).

Certified Correct:

 ARGEA LINA P. PALABRICA
 Accountant II
 Date: September 9, 2025 01:04 PM

Recommending Approval:

 LORDINICA A. VERGARA
 Vice President for Finance and Administration
 Date: September 9, 2025 01:05 PM

Approved By:

 BERT J. TUGA
 President
 Date: September 10, 2025 06:54 PM

Department : State Universities and Colleges (SUCs)
 Agency/Entity : Philippine Normal University
 Operating Unit : < not applicable >
 Organization Code (UACS) : 08 003 0000000
 Fund Cluster : 01 - Regular Agency Fund

(e.g. UACS Fund Cluster: 01-Regular Agency Fund, 02-Foreign Assisted Projects Fund, 03-Special Account-Locally Funded/Domestic Grants Fund, etc.)

Particulars	SUB-TOTAL	Trust Liabilities				Grand Total					Remarks
		PS	MOOE	CO	TOTAL	PS	MOOE	FinEx	CO	TOTAL	
1	18=(6+17)	19	20	21	22=(19+20+21)	23	24	25	26	27=(23+24+25+26)	28
CASH DISBURSEMENTS	79,574,234.54	0.00	0.00	0.00	0.00	48,548,261.65	31,025,972.89	0.00	0.00	79,574,234.54	
Notice of Cash Allocation (NCA)	79,574,234.54	0.00	0.00	0.00	0.00	48,548,261.65	31,025,972.89	0.00	0.00	79,574,234.54	
MDS Checks Issued	6,095,996.85	0.00	0.00	0.00	0.00	1,785,662.70	4,310,334.15	0.00	0.00	6,095,996.85	
Advice to Debit Account	73,478,237.69	0.00	0.00	0.00	0.00	46,762,598.95	26,715,638.74	0.00	0.00	73,478,237.69	
Notice of Transfer Allocations (NTA)	0.00	0.00	0.00	0.00	0.00	0.00	0.00	0.00	0.00	0.00	
MDS Checks Issued	0.00	0.00	0.00	0.00	0.00	0.00	0.00	0.00	0.00	0.00	
Advice to Debit Account	0.00	0.00	0.00	0.00	0.00	0.00	0.00	0.00	0.00	0.00	
Working Fund for FAPs	0.00	0.00	0.00	0.00	0.00	0.00	0.00	0.00	0.00	0.00	
Cash Disbursement Ceiling (CDC)	0.00	0.00	0.00	0.00	0.00	0.00	0.00	0.00	0.00	0.00	
TOTAL CASH DISBURSEMENTS	79,574,234.54	0.00	0.00	0.00	0.00	48,548,261.65	31,025,972.89	0.00	0.00	79,574,234.54	
NON-CASH DISBURSEMENTS	5,540,615.31	0.00	0.00	0.00	0.00	4,896,542.99	644,072.32	0.00	0.00	5,540,615.31	
Tax Remittance Advices Issued (TRA)	5,540,615.31	0.00	0.00	0.00	0.00	4,896,542.99	644,072.32	0.00	0.00	5,540,615.31	
Non-Cash Availment Authority (NCAA)	0.00	0.00	0.00	0.00	0.00	0.00	0.00	0.00	0.00	0.00	
Disbursements effected through outright deductions from claims (please specify...)	0.00	0.00	0.00	0.00	0.00	0.00	0.00	0.00	0.00	0.00	
Overpayment of expenses(e.g. personnel benefits)	0.00	0.00	0.00	0.00	0.00	0.00	0.00	0.00	0.00	0.00	
Restitution for loss of government property	0.00	0.00	0.00	0.00	0.00	0.00	0.00	0.00	0.00	0.00	
Liquidated damages and similar claims	0.00	0.00	0.00	0.00	0.00	0.00	0.00	0.00	0.00	0.00	
Others(TEF, BTr-Documentary Stamp Tax, etc.)	0.00	0.00	0.00	0.00	0.00	0.00	0.00	0.00	0.00	0.00	
TOTAL NON-CASH DISBURSEMENTS	5,540,615.31	0.00	0.00	0.00	0.00	4,896,542.99	644,072.32	0.00	0.00	5,540,615.31	
GRAND TOTAL	85,114,849.85	0.00	0.00	0.00	0.00	53,444,804.64	31,670,045.21	0.00	0.00	85,114,849.85	

SUMMARY

Particulars (1)	Previous Report (2)	This Month (3)	As at Date (4)
Total Disbursement Authorities Received	617,329,767.55	67,327,615.31	684,657,382.86
NCA	559,036,427.00	61,787,000.00	620,823,427.00
NTA	0.00	0.00	0.00
Working Fund	0.00	0.00	0.00
TRA	58,293,340.55	5,540,615.31	63,833,955.86
CDC	0.00	0.00	0.00
NCAA	0.00	0.00	0.00
Less: Notice of Transfer of Allocations (NTA)* issued	0.00	0.00	0.00
Total Disbursement Authorities Available	617,329,767.55	67,327,615.31	684,657,382.86
Less:	0.00	0.00	0.00
Lapsed NCA	0.00	0.00	0.00
Disbursements	617,257,870.57	85,119,196.98	702,377,067.55
Less: Other Non-Cash Disbursements	0.00	0.00	0.00
Disbursements effected through outright deductions from claims	0.00	0.00	0.00
Overpayment of expenses(e.g. personnel benefits)	0.00	0.00	0.00
Restitution for loss of government property	0.00	0.00	0.00
Liquidated damages and similar claims	0.00	0.00	0.00
Others (e.g. TEF, BTr, Docs Stamp, etc.)	0.00	0.00	0.00
Add/Less: Adjustments (e.g. cancelled/staled checks)	0.00	0.00	0.00
Balance of Disbursement Authorities as at date	71,896.98	(17,791,581.67)	(17,719,684.69)
Total Disbursements Program	617,329,767.55	67,327,615.31	684,657,382.86
Less: *Actual Disbursements	617,257,870.57	85,119,017.57	702,376,888.14
(Over)/Under spending	71,896.98	(17,791,402.28)	(17,719,505.28)

Notes: * The use of NTA is discouraged
 Notes: ** Amounts should tally with the grand total disbursement (column 27).

Certified Correct:

ARGEA LINN PALABRICA
 Accountant II
 Date: October 9, 2025 10:31 AM

Recommending Approval:

LORDINIO A. VERGARA
 Vice President for Finance and Administration
 Date: October 9, 2025 10:31 AM

Approved By:

for
 BERT J. TUGA
 President
 Date: October 10, 2025 02:19 PM

Prior Year's Budget	SUB-TOTAL	Trust Liabilities				Grand Total					Remarks
		PS	MOOE	CO	TOTAL	PS	MOOE	FinEx	CO	TOTAL	
TOTAL	18=(6+17)	19	20	21	22=(19+20+21)	23	24	25	26	27=(23+24+25+26)	28
0.00	63,150,523.80	0.00	0.00	0.00	0.00	39,834,749.37	23,315,774.43	0.00	0.00	63,150,523.80	
0.00	63,150,523.80	0.00	0.00	0.00	0.00	39,834,749.37	23,315,774.43	0.00	0.00	63,150,523.80	
0.00	9,975,345.80	0.00	0.00	0.00	0.00	2,277,906.80	7,697,439.00	0.00	0.00	9,975,345.80	
0.00	53,175,178.00	0.00	0.00	0.00	0.00	37,556,842.57	15,618,335.43	0.00	0.00	53,175,178.00	
0.00	0.00	0.00	0.00	0.00	0.00	0.00	0.00	0.00	0.00	0.00	
0.00	0.00	0.00	0.00	0.00	0.00	0.00	0.00	0.00	0.00	0.00	
0.00	0.00	0.00	0.00	0.00	0.00	0.00	0.00	0.00	0.00	0.00	
0.00	0.00	0.00	0.00	0.00	0.00	0.00	0.00	0.00	0.00	0.00	
0.00	0.00	0.00	0.00	0.00	0.00	0.00	0.00	0.00	0.00	0.00	
0.00	63,150,523.80	0.00	0.00	0.00	0.00	39,834,749.37	23,315,774.43	0.00	0.00	63,150,523.80	
0.00	7,217,246.85	0.00	0.00	0.00	0.00	6,064,230.18	1,153,016.67	0.00	0.00	7,217,246.85	
0.00	7,217,246.85	0.00	0.00	0.00	0.00	6,064,230.18	1,153,016.67	0.00	0.00	7,217,246.85	
0.00	0.00	0.00	0.00	0.00	0.00	0.00	0.00	0.00	0.00	0.00	
0.00	0.00	0.00	0.00	0.00	0.00	0.00	0.00	0.00	0.00	0.00	
0.00	0.00	0.00	0.00	0.00	0.00	0.00	0.00	0.00	0.00	0.00	
0.00	0.00	0.00	0.00	0.00	0.00	0.00	0.00	0.00	0.00	0.00	
0.00	0.00	0.00	0.00	0.00	0.00	0.00	0.00	0.00	0.00	0.00	
0.00	0.00	0.00	0.00	0.00	0.00	0.00	0.00	0.00	0.00	0.00	
0.00	0.00	0.00	0.00	0.00	0.00	0.00	0.00	0.00	0.00	0.00	
0.00	7,217,246.85	0.00	0.00	0.00	0.00	6,064,230.18	1,153,016.67	0.00	0.00	7,217,246.85	
0.00	70,367,770.65	0.00	0.00	0.00	0.00	45,898,979.55	24,468,791.10	0.00	0.00	70,367,770.65	

SUMMARY

Particulars (1)	Previous Report (2)	This Month (3)	As at Date (4)
Total Disbursement Authorities Received	684,657,382.86	80,906,858.85	765,564,241.71
NCA	620,823,427.00	73,689,612.00	684,513,039.00
NTA	0.00	0.00	0.00
Working Fund	0.00	0.00	0.00
TRA	63,833,955.86	7,217,246.85	71,051,202.71
CDC	0.00	0.00	0.00
NCAA	0.00	0.00	0.00
Less: Notice of Transfer of Allocations (NTA)* issued	0.00	0.00	0.00
Total Disbursement Authorities Available	684,657,382.86	80,906,858.85	765,564,241.71
Less:	0.00	0.00	0.00
Lapsed NCA	0.00	0.00	0.00
Disbursements	702,377,067.55	70,367,770.65	772,744,838.20
Less: Other Non-Cash Disbursements	0.00	0.00	0.00
Disbursements effected through outright deductions from claims	0.00	0.00	0.00
Overpayment of expenses(e.g. personnel benefits)	0.00	0.00	0.00
Restitution for loss of government property	0.00	0.00	0.00
Liquidated damages and similar claims	0.00	0.00	0.00
Others (e.g. TEF, BTr, Docs Stamp, etc.)	0.00	0.00	0.00
Add/Less: Adjustments (e.g. cancelled/staled checks)	0.00	0.00	0.00
Balance of Disbursement Authorities as at date	(17,719,684.69)	10,539,088.20	(7,180,596.49)
Total Disbursements Program	684,657,382.86	80,906,858.85	765,564,241.71
Less: *Actual Disbursements	702,376,888.14	70,367,770.65	772,744,858.79
(Over)/Under spending	(17,719,505.28)	10,539,088.20	(7,180,417.08)

Notes: * The use of NTA is discouraged
 Notes: ** Amounts should tally with the grand total disbursement (column 27).

Certified Correct

ARGEA LINN PALABRICA

Accountant In Charge

Date: November 7, 2025 06:27 AM

Recommending Approval:

LORDINIO A. VERGARA

Vice President for Finance and Administration

Date:

Approved By:

BERT J. YUGA

President

Date: November 8, 2025 06:28 AM

MONTHLY REPORT OF DISBURSEMENTS

For the month of November 2025

Department: State Universities and Colleges
 Agency: Philippine Normal University - Manila Campus
 Operating Unit: N/A
 Organization Code : 08 03 0000000
 Fund Cluster: 01 Regular Agency Fund

Particulars	Current Year Budget					Prior Year's Budget										TOTAL	SUB-TOTAL	
	PS	MOOE	FinEx	CO	TOTAL	Prior Year's Accounts Payable					Current Year's Accounts Payable							
						PS	MOOE	FinEx	CO	Sub-Total	PS	MOOE	FinEx	CO	Sub-Total			
1	2	3	4	5	6=(2+3+4+5)	7	8	9	10	11=(7+8+9+10)	12	13	14	15	16=(12+13+14+15)	17=(11+16)	18=(6+17)	
CASH DISBURSEMENTS																		
Notice of Cash Allocation (NCA)	55,086,771.62	12,172,934.76	-	-	67,259,706.38	-	-	-	-	-	-	-	-	-	-	-	-	67,259,706.38
MDS Checks Issued	564,314.81	4,929,932.70			5,494,247.51													5,494,247.51
Advice to Debit Account	54,522,456.81	7,243,002.06			61,765,458.87													61,765,458.87
Notice of Transfer Allocations (NTA)	52,612,238.40	6,802,190.32	-	-	59,414,428.72	-	-	-	-	-	-	-	-	-	-	-	-	-
MDS Checks Issued					-													-
Advice to Debit Account					-													-
Working Fund for FAPs					-													-
Cash Disbursement Ceiling (CDC)					-													-
TOTAL CASH DISBURSEMENTS	107,699,010.02	19,975,125.08	-	-	126,674,135.10	-	-	-	-	-	-	-	-	-	-	-	-	67,259,706.38
NON-CASH DISBURSEMENTS																		
Tax Remittance Advices Issued (TRA)	9,080,955.65	751,593.47			9,832,549.12													9,832,549.12
Non-Cash Availment Authority (NCAA)					-													-
Disbursements effected through outright deductions from claims (please specify)					-													-
Overpayment of expenses (e.g. personnel benefits)					-													-
Restitution for loss of government property					-													-
Liquidated damages and similar claims					-													-
Others (TEF, BT-Documentary Stamp Tax, etc.)					-													-
TOTAL NON-CASH DISBURSEMENTS	9,080,955.65	751,593.47	-	-	9,832,549.12	-	-	-	-	-	-	-	-	-	-	-	-	9,832,549.12
GRAND TOTAL	116,779,965.67	19,726,718.55	-	-	136,506,684.22	-	-	-	-	-	-	-	-	-	-	-	-	77,092,255.50

SUMMARY	Previous Report (OCTOBER)	This Month (NOVEMBER)	As at Date
Total Disbursement Authorities Received	743,704,516.72	151,775,237.19	895,479,753.91
NCA	694,513,039.00	143,893,413.00	838,506,452.00
NTA	-	-	-
Working Fund	-	-	-
TRA	48,191,477.72	7,781,824.19	56,973,301.91
CDC	-	-	-
NCAA	-	-	-
Less: Notice of Transfer of Allocations (NTA) issued	-	-	-
Total Disbursement Authorities Available	743,704,516.72	151,775,237.19	895,479,753.91
Less:			
Lapsed NCA	-	-	-
Disbursements	732,835,823.08	136,506,684.22	869,142,507.30
Less: Other Non-Cash Disbursements	-	-	-
Disbursements effected through outright deductions from claims	-	-	-
Overpayment of expenses (e.g. personnel benefits)	-	-	-
Restitution for loss of government property	-	-	-
Liquidated damages and similar claims	-	-	-
Others (e.g. TEF, BTr, Docs Stamp, etc.)	-	-	-
Add/Less: Adjustments (e.g. cancelled/staled checks)	-	-	-
Balance of Disbursement Authorities as at date	11,068,693.64	15,268,552.97	26,337,246.61

Notes: * The use of NTA is discouraged

Certified Correct:

ARGEA LINN PALABRICA, CPA

Accountant in Charge

Date: _____

Recommending Approval:

LORDIN A. VERGARA

Vice President for Finance and Administration

Date: _____

Approved by:

BERT J. TUGA, Ph.D.

University President

Date: _____

Trust Liabilities				Grand Total					Remarks
PS	MOOE	CO	TOTAL	PS	MOOE	FinEx	CO	TOTAL	
19	20	21	22=(19+20+21)	23	24	25	26	27=(23+24+25+26)	28
-	-	-	-	55,086,771.62	12,172,934.78	-	-	67,259,706.38	
-	-	-	-	564,314.81	4,929,932.70	-	-	5,494,247.51	
-	-	-	-	54,522,456.81	7,243,002.06	-	-	61,765,458.87	
-	-	-	-	52,612,238.40	6,802,190.32	-	-	59,414,428.72	
-	-	-	-	-	-	-	-	-	
-	-	-	-	-	-	-	-	-	
-	-	-	-	-	-	-	-	-	
-	-	-	-	107,699,010.02	18,975,125.08	-	-	126,674,135.10	
-	-	-	-	-	-	-	-	-	
-	-	-	-	9,080,955.65	751,593.47	-	-	9,832,549.12	
-	-	-	-	-	-	-	-	-	
-	-	-	-	-	-	-	-	-	
-	-	-	-	-	-	-	-	-	
-	-	-	-	-	-	-	-	-	
-	-	-	-	9,080,955.65	751,593.47	-	-	9,832,549.12	
-	-	-	-	116,779,965.67	19,726,718.55	-	-	136,506,684.22	

	Previous Report (OCTOBER)	This Month (NOVEMBER)	As at Date
Total Disbursements Program	743,704,516.72	151,775,237.19	895,479,753.91
Less: *Actual Disbursements	732,635,823.08	136,506,684.22	869,142,507.30
(Over)/Under spending	11,068,693.64	15,268,552.97	26,337,246.61

MONTHLY REPORT OF DISBURSEMENTS
For the month of November 2025

Department: State Universities and Colleges
Agency: Philippine Normal University
Operating Unit: N/A
Organization Code : 08 03 0000000
Fund Cluster: 01 Regular Agency Fund

Particulars	Current Year Budget					Prior Year's Budget				
	PS	MOOE	FinEx	CO	TOTAL	Prior Year's Accounts Payable				Sub-Total
						PS	MOOE	FinEx	CO	
1	2	3	4	5	6=(2+3+4+5)	7	8	9	10	11=(7+8+9+10)
CASH DISBURSEMENTS										
Notice of Cash Allocation (NCA)	86,439,936.08	15,662,683.41	-	-	102,102,619.49	190,449.47	-	-	-	190,449.47
MDS Checks Issued	2,200,142.24	7,860,279.73	-	-	10,060,421.97	14,149.02	-	-	-	14,149.02
Advice to Debit Account	84,239,793.84	7,802,403.68	-	-	92,042,197.52	176,300.45	-	-	-	176,300.45
Notice of Transfer Allocations (NTA)										
MDS Checks Issued										
Advice to Debit Account										
Working Fund for FAPs										
Cash Disbursement Ceiling (CDC)										
TOTAL CASH DISBURSEMENTS	86,439,936.08	15,662,683.41			102,102,619.49	190,449.47				
NON-CASH DISBURSEMENTS										190,449.47
Tax Remittance Advices Issued (TRA)	14,151,601.56	861,468.04	-	-	15,013,069.60	-	-	-	-	-
Non-Cash Availment Authority (NCAA)	-	-	-	-	-	-	-	-	-	-
Disbursements effected through outright deductions from claims (please specify)	-	-	-	-	-	-	-	-	-	-
Overpayment of expenses(e.g. personnel benefits)	-	-	-	-	-	-	-	-	-	-
Restitution for loss of government property	-	-	-	-	-	-	-	-	-	-
Liquidated damages and similar claims	-	-	-	-	-	-	-	-	-	-
Others(TEF, BTr-Documentary Stamp Tax, etc.)	-	-	-	-	-	-	-	-	-	-
TOTAL NON-CASH DISBURSEMENTS	14,151,601.56	861,468.04			15,013,069.60					
GRAND TOTAL	100,591,537.64	16,524,151.45			117,115,689.09	190,449.47				190,449.47

SUMMARY	Previous Report (OCTOBER)	This Month (NOVEMBER)	As at Date
Total Disbursement Authorities Received	765,564,241.71	156,955,757.67	922,519,999.38
NCA	694,513,039.00	143,993,413.00	838,506,452.00
NTA	-	-	-
Working Fund	-	-	-
TRA	71,051,202.71	12,962,344.67	84,013,547.38
CDC	-	-	-
NCAA	-	-	-
Less: Notice of Transfer of Allocations (NTA)* issued	684,657,382.86		684,657,382.86
Total Disbursement Authorities Available	765,564,241.71	156,955,757.67	922,519,999.38
Less:			
Lapsed NCA	-	-	-
Disbursements	772,744,658.79	117,306,138.56	890,050,797.35
Less: Other Non-Cash Disbursements	-	-	-
Disbursements effected through outright deductions from claims	-	-	-
Overpayment of expenses(e.g. personnel benefits)	-	-	-
Restitution for loss of government property	-	-	-
Liquidated damages and similar claims	-	-	-
Others (e.g. TEF, BTr, Docs Stamp, etc.)	-	-	-
Add/Less: Adjustments (e.g. cancelled/stated checks)	-	-	-
Balance of Disbursement Authorities as at date	(7,180,417.08)	39,649,619.11	32,469,202.03

Notes: * The use of NTA is discouraged

Certified Correct:

ARGEA LINN F. PALABRICA

Accountant (II)

Date: _____

Recommending Approval:

LORDMIO A. YERGARA

Vice President for Finance and Administration

Date: _____

Approved by:

BERT J. TUGA, Ph.D.

University President

Date: _____

Particulars	Prior Year's Budget							Trust Liabilities					Grand Total					Remarks
	Current Year's Accounts Payable					TOTAL	SUB-TOTAL	PS	MOOE	CO	TOTAL	PS	MOOE	FinEx	CO	TOTAL		
	PS	MOOE	FinEx	CO	Sub-Total													
12	13	14	15	16=(12+13+14+15)	17=(11+16)	18=(6+17)	19	20	21	22=(19+20+21)	23	24	25	26	27=(23+24+25+26)	28		
CASH DISBURSEMENTS																		
Notice of Cash Allocation (NCA)	-	-	-	-	-	190,449.47	102,293,068.96	-	-	-	-	88,630,385.55	15,662,683.41	-	-	-	-	
MDS Checks Issued	-	-	-	-	-	14,149.02	10,074,570.99	-	-	-	2,214,291.26	7,660,279.73	-	-	-	-	102,293,068.96	
Advice to Debit Account	-	-	-	-	-	176,300.45	92,218,497.97	-	-	-	84,416,094.29	7,802,403.68	-	-	-	-	10,074,570.99	
Notice of Transfer Allocations (NTA)	-	-	-	-	-	-	-	-	-	-	-	-	-	-	-	-	92,218,497.97	
MDS Checks Issued	-	-	-	-	-	-	-	-	-	-	-	-	-	-	-	-	-	
Advice to Debit Account	-	-	-	-	-	-	-	-	-	-	-	-	-	-	-	-	-	
Working Fund for FAPs	-	-	-	-	-	-	-	-	-	-	-	-	-	-	-	-	-	
Cash Disbursement Ceiling (CDC)	-	-	-	-	-	-	-	-	-	-	-	-	-	-	-	-	-	
TOTAL CASH DISBURSEMENTS	-	-	-	-	-	190,449.47	102,293,068.96	-	-	-	88,630,385.55	15,662,683.41	-	-	-	-	102,293,068.96	
NON-CASH DISBURSEMENTS																		
Tax Remittance Advices Issued (TRA)	-	-	-	-	-	-	15,013,069.60	-	-	-	-	14,151,501.56	661,468.04	-	-	-	-	
Non-Cash Availment Authority (NCAA)	-	-	-	-	-	-	-	-	-	-	-	-	-	-	-	-	15,013,069.60	
Disbursements effected through outright deductions from claims (please specify)	-	-	-	-	-	-	-	-	-	-	-	-	-	-	-	-	-	
Overpayment of expenses (e.g. personnel benefits)	-	-	-	-	-	-	-	-	-	-	-	-	-	-	-	-	-	
Restitution for loss of government property	-	-	-	-	-	-	-	-	-	-	-	-	-	-	-	-	-	
Liquidated damages and similar claims	-	-	-	-	-	-	-	-	-	-	-	-	-	-	-	-	-	
Others (TEF, BTr-Documentary Stamp Tax, etc.)	-	-	-	-	-	-	-	-	-	-	-	-	-	-	-	-	-	
TOTAL NON-CASH DISBURSEMENTS	-	-	-	-	-	-	15,013,069.60	-	-	-	-	861,468.04	-	-	-	-	-	
GRAND TOTAL	-	-	-	-	-	190,449.47	117,306,138.56	-	-	-	100,781,987.11	16,524,151.45	-	-	-	-	117,306,138.56	

	Previous Report (OCTOBER)	This Month (NOVEMBER)	As at Date
Total Disbursements Program	765,564,241.71	156,955,757.67	922,519,999.38
Less: *Actual Disbursements	772,744,658.79	117,306,138.56	890,050,797.35
(Over)/Under spending	(7,180,417.08)	39,649,619.11	32,469,202.03

MONTHLY REPORT OF DISBURSEMENTS
For the month of December 2025

Department: State Universities and Colleges
 Agency: Philippine Normal University
 Operating Unit: N/A
 Organization Code : 08 03 000000
 Fund Cluster: 01 Regular Agency Fund

Particulars	Current Year Budget					Prior Year's Budget										TOTAL	
	PS	MOOE	FinEx	CO	TOTAL	Prior Year's Accounts Payable					Current Year's Accounts Payable						
						PS	MOOE	FinEx	CO	Sub-Total	PS	MOOE	FinEx	CO	Sub-Total		
1	2	3	4	5	8=(2+3+4+5)	7	8	9	10	11=(7+8+9+10)	12	13	14	15	16=(12+13+14+15)	17=(11+16)	
CASH DISBURSEMENTS																	
Notice of Cash Allocation (NCA)	98,455,135.88	45,590,550.71	-	56,730,751.83	200,776,438.42	242,408.70	545,999.08	-	-	788,407.78	-	1,596,881.07	-	-	1,596,881.07	2,385,288.85	
MDS Checks Issued	3,817,275.49	7,586,181.77	-	-	11,403,457.26	10,872.78	-	-	-	10,872.78	-	-	-	-	-	10,872.78	
Advice to Debit Account	94,637,860.39	38,004,358.94	-	56,730,751.83	189,372,981.16	231,535.92	545,999.08	-	-	777,535.00	-	1,596,881.07	-	-	1,596,881.07	2,374,416.07	
Notice of Transfer Allocations (NTA)																	
MDS Checks Issued																	
Advice to Debit Account																	
Working Fund for FAPs																	
Cash Disbursement Ceiling (CDC)																	
TOTAL CASH DISBURSEMENTS	98,455,135.88	45,590,550.71	-	56,730,751.83	200,776,438.42	242,408.70	545,999.08	-	-	788,407.78	-	1,596,881.07	-	-	1,596,881.07	2,385,288.85	
NON-CASH DISBURSEMENTS																	
Tax Remittance Advices Issued (TRA)	11,733,599.91	1,201,564.02	-	4,915,574.06	17,850,737.99	-	20,207.00	-	-	20,207.00	-	85,633.93	-	-	85,633.93	105,840.93	
Non-Cash Availment Authority (NCAA)																	
Disbursements effected through outright deductions from claims (please specify)																	
Overpayment of expenses (e.g. personnel benefits)																	
Restitution for loss of government property																	
Liquidated damages and similar claims																	
Others (TEF, BTr-Documentary Stamp Tax, etc.)																	
TOTAL NON-CASH DISBURSEMENTS	11,733,599.91	1,201,564.02	-	4,915,574.06	17,850,737.99	-	20,207.00	-	-	20,207.00	-	85,633.93	-	-	85,633.93	105,840.93	
GRAND TOTAL	110,188,735.79	46,792,114.73	-	61,646,325.89	218,627,176.41	242,408.70	566,206.08	-	-	808,614.78	-	1,682,515.00	-	-	1,682,515.00	2,491,129.78	

Particulars	SUB-TOTAL	Trust Liabilities				Grand Total					Remarks
		PS	MOOE	CO	TOTAL	PS	MOOE	FinEx	CO	TOTAL	
1	18=(8+17)	19	20	21	22=(19+20+21)	23	24	25	26	27=(23+24+25+26)	28
CASH DISBURSEMENTS											
Notice of Cash Allocation (NCA)	203,161,727.27	-	-	-	-	98,697,544.58	47,733,430.86	-	56,730,751.83	203,161,727.27	
MDS Checks Issued	11,414,330.04	-	-	-	-	3,828,146.27	7,586,181.77	-	-	11,414,330.04	
Advice to Debit Account	191,747,397.23	-	-	-	-	94,869,396.31	40,147,249.09	-	56,730,751.83	191,747,397.23	
Notice of Transfer Allocations (NTA)	-	-	-	-	-	-	-	-	-	-	
MDS Checks Issued	-	-	-	-	-	-	-	-	-	-	
Advice to Debit Account	-	-	-	-	-	-	-	-	-	-	
Working Fund for FAPs	-	-	-	-	-	-	-	-	-	-	
Cash Disbursement Ceiling (CDC)	-	-	-	-	-	-	-	-	-	-	
TOTAL CASH DISBURSEMENTS	203,161,727.27	-	-	-	-	98,697,544.58	47,733,430.86	-	56,730,751.83	203,161,727.27	
NON-CASH DISBURSEMENTS											
Tax Remittance Advices Issued (TRA)	17,956,578.92	-	-	-	-	11,733,599.91	1,307,404.95	-	4,915,574.06	17,956,578.92	
Non-Cash Availment Authority (NCAA)	-	-	-	-	-	-	-	-	-	-	
Disbursements effected through outright deductions from claims (please specify)	-	-	-	-	-	-	-	-	-	-	
Overpayment of expenses(e.g. personnel benefits)	-	-	-	-	-	-	-	-	-	-	
Restitution for loss of government property	-	-	-	-	-	-	-	-	-	-	
Liquidated damages and similar claims	-	-	-	-	-	-	-	-	-	-	
Others(TEF, BTr-Documentary Stamp Tax, etc.)	-	-	-	-	-	-	-	-	-	-	
TOTAL NON-CASH DISBURSEMENTS	17,956,578.92	-	-	-	-	11,733,599.91	1,307,404.95	-	4,915,574.06	17,956,578.92	
GRAND TOTAL	221,118,306.19	-	-	-	-	110,431,144.49	49,040,835.81	-	61,646,325.89	221,118,306.19	

	Previous Report (OCTOBER)	This Month (NOVEMBER)	As at Date
Total Disbursements Program	922,519,989.38	171,323,640.85	1,093,843,640.23
Less: *Actual Disbursements	890,050,797.35	221,118,306.19	1,111,169,103.54
(Over)/Under spending	<u>32,469,202.03</u>	<u>(49,794,665.34)</u>	<u>(17,325,463.31)</u>

SUMMARY

	Previous Report (NOVEMBER)	This Month (DECEMBER)	As at Date
Total Disbursement Authorities Received	895,479,753.91	164,777,739.17	1,060,257,493.08
NCA	838,506,452.00	151,507,702.73	990,014,154.73
NTA	-	-	-
Working Fund	-	-	-
TRA	56,973,301.91	13,270,036.44	70,243,338.35
CDC	-	-	-
NCAA	-	-	-
Less: Notice of Transfer of Allocations (NTA) received	-	-	-
Total Disbursement Authorities Available	895,479,753.91	164,777,739.17	1,060,257,493.08
Less:			
Lapsed NCA	-	-	-
Disbursements	869,142,507.30	191,114,985.78	1,060,257,493.08
Less: Other Non-Cash Disbursements	-	-	-
Disbursements effected through outright deductions from claims	-	-	-
Overpayment of expenses (e.g. personnel benefits)	-	-	-
Restitution for loss of government property	-	-	-
Liquidated damages and similar claims	-	-	-
Others (e.g. TEF, BTr, Docs Stamp, etc.)	-	-	-
Add/Less: Adjustments (e.g. cancelled/stale checks)	-	-	-
Balance of Disbursement Authorities as at date	26,337,246.61	(26,337,246.61)	0.00

Notes: * The use of NTA is discouraged

Certified Correct:

ARGEA LINNE PALABRICA, CPA

Accountant III

Date: _____

Recommending Approval:

LORDINO A. YBARGA

Vice President for Finance and Administration

Date: _____

Approved by:

BERT J. TUGA, Ph.D.

University President

Date: _____

MONTHLY REPORT OF DISBURSEMENTS
For the month of December 2025

Department: State Universities and Colleges
 Agency: Philippine Normal University - Manila Campus
 Operating Unit: N/A
 Organization Code : 08 03 0000000
 Fund Cluster: 01 Regular Agency Fund

Particulars	Current Year Budget					Prior Year's Budget											
	PS	MOOE	FinEx	CO	TOTAL	Prior Year's Accounts Payable					Current Year's Accounts Payable					TOTAL	
						PS	MOOE	FinEx	CO	Sub-Total	PS	MOOE	FinEx	CO	Sub-Total		
1	2	3	4	5	6=(2+3+4+5)	7	8	9	10	11=(7+8+9+10)	12	13	14	15	16=(12+13+14+15)	17=(11+16)	
CASH DISBURSEMENTS																	
Notice of Cash Allocation (NCA)	61,348,479.95	39,348,317.64	-	56,730,751.83	157,427,549.42	231,535.92	545,999.08	-	-	777,535.00	-	1,596,881.07	-	-	1,596,881.07	2,374,416.07	
MDS Checks Issued	553,458.08	2,187,077.97			2,740,536.05					-						-	
Advice to Debit Account	60,795,021.87	37,161,239.67		56,730,751.83	154,687,013.37	231,535.92	545,999.08			777,535.00		1,596,881.07			1,596,881.07	2,374,416.07	
Notice of Transfer Allocations (NTA)	15,201,498.32	2,841,485.33	-		18,042,983.65	-	-	-								-	
MDS Checks Issued					-					-						-	
Advice to Debit Account					-					-						-	
Working Fund for FAPs					-					-						-	
Cash Disbursement Ceiling (CDC)					-					-						-	
TOTAL CASH DISBURSEMENTS	76,649,978.27	42,189,802.97	-	56,730,751.83	175,470,633.07	231,535.92	545,999.08	-	-	777,535.00	-	1,596,881.07	-	-	1,596,881.07	2,374,416.07	
NON-CASH DISBURSEMENTS																	
Tax Remittance Advices Issued (TRA)	7,295,158.34	953,463.31		4,915,574.06	13,164,195.71		20,207.00			20,207.00		85,633.93			85,633.93	105,840.93	
Non-Cash Availment Authority (NCAA) Disbursements exercised through outright reductions from claims (allege specific)					-					-						-	
Overpayment of expenses (e.g. personal benefits)					-					-						-	
Restitution for loss of government property					-					-						-	
Liquidated damages and similar claims					-					-						-	
Others (TEF, BTr-Documentary Stamp Tax, etc.)					-					-						-	
TOTAL NON-CASH DISBURSEMENTS	7,295,158.34	953,463.31	-	4,915,574.06	13,164,195.71	-	20,207.00	-	-	20,207.00	-	85,633.93	-	-	85,633.93	105,840.93	
GRAND TOTAL	83,945,136.61	43,143,266.28	-	61,646,325.89	188,634,728.78	231,535.92	566,206.08	-	-	797,742.00	-	1,682,515.00	-	-	1,682,515.00	2,480,257.00	

Particulars	SUB-TOTAL	Trust Liabilities				Grand Total					Remarks
		PS	MOOE	CO	TOTAL	PS	MOOE	FinEx	CO	TOTAL	
1	18=(6+17)	19	20	21	22=(19+20+21)	23	24	25	26	27=(23+24+25+26)	28
CASH DISBURSEMENTS											
Notice of Cash Allocation (NCA)	159,801,965.49	-	-	-	-	61,580,015.87	41,491,197.79	-	56,730,751.83	159,801,965.49	
MDS Checks Issued	2,740,538.05				-	553,458.08	2,187,077.97	-	-	2,740,538.05	
Advice to Debit Account	157,061,429.44				-	61,026,557.79	39,304,119.82	-	56,730,751.83	157,061,429.44	
Notice of Transfer Allocations (NTA)	-	-	-	-	-	15,201,498.32	2,841,485.33	-	-	18,042,983.65	
MDS Checks Issued	-				-	-	-	-	-	-	
Advice to Debit Account	-				-	-	-	-	-	-	
Working Fund for FAPs	-				-	-	-	-	-	-	
Cash Disbursement Ceiling (CDC)	-				-	-	-	-	-	-	
TOTAL CASH DISBURSEMENTS	159,801,965.49	-	-	-	-	76,781,514.19	44,332,683.12	-	56,730,751.83	177,844,949.14	-
NON-CASH DISBURSEMENTS											
Tax Remittance Advices Issued (TRA)	13,270,036.64					7,295,158.34	1,059,304.24	-	4,915,574.06	13,270,036.64	
Non-Cash Availment Authority (NCAA)						-	-	-	-	-	
Disbursements effected through outright						-	-	-	-	-	
deductions from claims (please specify...)						-	-	-	-	-	
Overpayment of expenses(e.g. personnel						-	-	-	-	-	
benefits)						-	-	-	-	-	
Restitution for loss of government property						-	-	-	-	-	
Liquidated damages and similar claims						-	-	-	-	-	
Others(TEF, BTr-Documentary Stamp Tax, etc.)						-	-	-	-	-	
TOTAL NON-CASH DISBURSEMENTS	13,270,036.64	-	-	-	-	7,295,158.34	1,059,304.24	-	4,915,574.06	13,270,036.64	-
GRAND TOTAL	173,072,002.13	-	-	-	-	84,076,672.53	45,391,987.36	-	61,646,325.89	191,114,985.78	-

	Previous Report (NOVEMBER)	This Month (DECEMBER)	As at Date
Total Disbursements Program	895,479,763.91	164,777,739.17	1,060,257,493.08
Less: *Actual Disbursements	869,142,507.30	191,114,985.78	1,060,257,493.08
(Over)/Under spending	26,337,246.61	(26,337,248.61)	-

SUMMARY	Previous Report (NOVEMBER)	This Month (DECEMBER)	As at Date
Total Disbursement Authorities Received	922,519,999.38	171,323,640.85	1,093,843,640.23
NCA	838,506,452.00	151,507,702.73	990,014,154.73
NTA	-	-	-
Working Fund	-	-	-
TRA	84,013,547.38	19,815,938.12	103,829,485.50
CDC	-	-	-
NCAA	-	-	-
Less: Notice of Transfer of Allocations (NTA)* issued	-	-	-
Total Disbursement Authorities Available	922,519,999.38	171,323,640.85	1,093,843,640.23
Less:			
Lapsed NCA	-	-	-
Disbursements	880,050,797.35	221,118,306.19	1,111,169,103.54
Less: Other Non-Cash Disbursements	-	-	-
Disbursements effected through outright deductions from claims	-	-	-
Overpayment of expenses(e.g. personnel benefits)	-	-	-
Restitution for loss of government property	-	-	-
Liquidated damages and similar claims	-	-	-
Others (e.g. TEF, BTr, Docs Stamp, etc.)	-	-	-
Add/Less: Adjustments (e.g. cancelled/staled checks)	-	-	-
Balance of Disbursement Authorities as at date	32,489,202.03	(49,794,665.34)	(17,325,463.31)

Notes: * The use of NTA is discouraged

Certified Correct:

ARGEA LYN P. PALABRICA

Accountant

Date: _____

Recommending Approval:

LORDINO A. VERGARA

Vice President for Finance and Administration

Date: _____

Approved by:

BERT J. TUGA, Ph.D.

University President

Date: _____