


QUARTERLY REPORT OF REVENUE AND OTHER RECEIPTS
As at the Quarter Ending March 31, 2026


Department : State Universities and Colleges (SUCs)
 Agency/Entity : Philippine Normal University
 Operating Unit : < not applicable >
 Organization Code (UACS) : 08 003 000000
 Fund Cluster : 05 - Internally Generated Funds


Classification/Sources of Revenue and Other Receipts	UACS CODE	REVENUE TARGET (Annual) per BESF	Actual Revenue and Other Receipts Collections					Cumulative Remittance/Deposits to Date			Variance		Remarks
			1st Quarter Ending March 31	2nd Quarter Ending June 30	3rd Quarter Ending September 30	4th Quarter Ending December 31	Total	Remittance to BTR	Deposited with AGDB	Total	Amount	%	
1	2	3	4	5	6	7	8=(4+5+6+7)	9	10	11=(9+10)	12=(8-3)	13=(12/3)	14
Internally Generated Funds		138,852,000.00	18,619,311.27	0.00	0.00	0.00	18,619,311.27	0.00	18,619,311.27	18,619,311.27	(120,232,688.73)	-87 %	
Revenue Collections		136,652,000.00	17,920,647.83	0.00	0.00	0.00	17,920,647.83	0.00	17,920,647.83	17,920,647.83	(118,731,352.17)	-87 %	
Cash Revenue		136,652,000.00	17,920,647.83	0.00	0.00	0.00	17,920,647.83	0.00	17,920,647.83	17,920,647.83	(118,731,352.17)	-87 %	
Not Applicable		136,652,000.00	17,920,647.83	0.00	0.00	0.00	17,920,647.83	0.00	17,920,647.83	17,920,647.83	(118,731,352.17)	-87 %	
Tuition Fees	4020201001	36,158,000.00	3,918,345.75	0.00	0.00	0.00	3,918,345.75	0.00	3,918,345.75	3,918,345.75	(32,239,654.25)	-89 %	
Income Collected from Students	4020201002	15,094,000.00	851,810.96	0.00	0.00	0.00	851,810.96	0.00	851,810.96	851,810.96	(14,242,189.04)	-94 %	
Income from Other Sources	4020201003	41,536,000.00	5,918,441.89	0.00	0.00	0.00	5,918,441.89	0.00	5,918,441.89	5,918,441.89	(35,617,558.11)	-86 %	
Other School Fees	4020201099	13,197,000.00	904,061.91	0.00	0.00	0.00	904,061.91	0.00	904,061.91	904,061.91	(12,292,938.09)	-93 %	
Rent/Lease Income	4020205000	2,080,000.00	710,589.09	0.00	0.00	0.00	710,589.09	0.00	710,589.09	710,589.09	(1,369,410.91)	-66 %	
Income from Hostels/Dormitories and other Like facilities	4020213000	14,180,000.00	3,612,110.24	0.00	0.00	0.00	3,612,110.24	0.00	3,612,110.24	3,612,110.24	(10,567,889.76)	-75 %	
Other Business Income	4020299099	14,407,000.00	2,005,287.99	0.00	0.00	0.00	2,005,287.99	0.00	2,005,287.99	2,005,287.99	(12,401,712.01)	-86 %	
Non-Revenue Collections/Other Receipts		2,200,000.00	698,663.44	0.00	0.00	0.00	698,663.44	0.00	698,663.44	698,663.44	(1,501,336.56)	-68 %	
Cash Receipts		2,200,000.00	698,663.44	0.00	0.00	0.00	698,663.44	0.00	698,663.44	698,663.44	(1,501,336.56)	-68 %	
Not Applicable		2,200,000.00	698,663.44	0.00	0.00	0.00	698,663.44	0.00	698,663.44	698,663.44	(1,501,336.56)	-68 %	
Cash - Collecting Officers	1010101000	1,500,000.00	663,954.36	0.00	0.00	0.00	663,954.36	0.00	663,954.36	663,954.36	(836,045.64)	-56 %	
Accounts Receivable	1030101000	500,000.00	34,709.08	0.00	0.00	0.00	34,709.08	0.00	34,709.08	34,709.08	(465,290.92)	-93 %	
Receivables - Disallowances/Charges	1030501000	200,000.00	0.00	0.00	0.00	0.00	0.00	0.00	0.00	0.00	(200,000.00)	-100 %	
GRAND TOTAL		138,852,000.00	18,619,311.27	0.00	0.00	0.00	18,619,311.27	0.00	18,619,311.27	18,619,311.27	(120,232,688.73)	-87 %	

Certified Correct:

 ARGEA LINN B. PALABRICA, CPA
 ACCOUNTANT II
 Date: April 23, 2026 09:32 AM

Certified Correct:

 HARRY M. MULIGANGA, CPA
 DIRECTOR, FINANCIAL MANAGEMENT OFFICE
 Date: April 23, 2026 09:32 AM

Recommending Approval By:

 LORDINICA A. VERGARA, DPD
 VICE PRESIDENT FOR FINANCE AND ADMINISTRATION
 Date:

Approved by:

 BERT J. TUCA, PHD
 PRESIDENT
 Date:


**QUARTERLY REPORT OF REVENUE AND OTHER RECEIPTS
As at the Quarter Ending March 31, 2026**


Department : State Universities and Colleges (SUCs)
 Agency/Entity : Philippine Normal University
 Operating Unit : < not applicable >
 Organization Code (UACS) : 08 003 0000000
 Fund Cluster : 07 - Trust Receipts


Classification/Sources of Revenue and Other Receipts	UACS CODE	REVENUE TARGET (Annual) per BESF	Actual Revenue and Other Receipts Collections					Cumulative Remittance/Deposits to Date			Variance		Remarks
			1st Quarter Ending March 31	2nd Quarter Ending June 30	3rd Quarter Ending September 30	4th Quarter Ending December 31	Total	Remittance to BTr	Deposited with AGDB	Total	Amount	%	
1	2	3	4	5	6	7	8=(4+5+6+7)	9	10	11=(9+10)	12=(8-3)	13=(12/3)	14
Trust Receipts		118,014,000.00	20,974,394.58	0.00	0.00	0.00	20,974,394.58	0.00	20,974,394.58	20,974,394.58	(97,039,605.42)	-82 %	
Trust Receipts Deposited with Authorized Government Depository Banks (AGDB)		118,014,000.00	20,974,394.58	0.00	0.00	0.00	20,974,394.58	0.00	20,974,394.58	20,974,394.58	(97,039,605.42)	-82 %	
Due to NGA		70,380,000.00	18,136,486.09	0.00	0.00	0.00	18,136,486.09	0.00	18,136,486.09	18,136,486.09	(52,243,513.91)	-74 %	
Trust Liabilities		47,634,000.00	2,837,908.49	0.00	0.00	0.00	2,837,908.49	0.00	2,837,908.49	2,837,908.49	(44,796,091.51)	-94 %	
GRAND TOTAL		118,014,000.00	20,974,394.58	0.00	0.00	0.00	20,974,394.58	0.00	20,974,394.58	20,974,394.58	(97,039,605.42)	-82 %	

Certified Correct:

 ARGEA LINAP TALABRICA, CPA
 ACCOUNTANT II
 Date: April 23, 2026 09:32 AM

Certified Correct:

 HARRY ABUSANGA, CPA
 DIRECTOR, FINANCIAL MANAGEMENT OFFICE
 Date: April 23, 2026 09:32 AM

Recommending Approval By:

 LORDINO A. VERGARA, DPD
 VICE PRESIDENT FOR FINANCE AND ADMINISTRATION
 Date:

Approved By:

 BERNI J. TUGA, PHD
 PRESIDENT
 Date: