

**QUARTERLY PHYSICAL REPORT OF OPERATION**  
As of March 31, 2025

Department : State Universities and Colleges (SUCs)  
 Agency/Entity : Philippine Normal University  
 Operating Unit : < not applicable >  
 Organization Code (UACS) : 08 003 0000000

Particulars	UACS CODE	Physical Target (Budget Year)					Physical Accomplishment (Budget Year)					Variance as of March 31, 2025	Remarks
		1st Quarter	2nd Quarter	3rd Quarter	4th Quarter	Total	1st Quarter	2nd Quarter	3rd Quarter	4th Quarter	Total		
1	2	3	4	5	6	7	8	9	10	11	12	13	14
<b>HIGHER EDUCATION PROGRAM</b>	310100000000000												
OO : Relevant and quality tertiary education ensured to achieve inclusive growth and access of poor but deserving students to quality tertiary education increased													
Outcome Indicator(s)													
1. Percentage of first-time licensure exam takers that pass the licensure exams		0	90.00%	0	90.00%	90.00%	0				0		No entry in Q1 because the result of 2025 LET Exam held last March 23, 2025 will be released in Q2 - on May 2025.
2. Percentage of graduates (2 years prior) that are employed		30.00%	20.00%	20.00%	15.00%	85.00%	67.64%				67.64%		
Output Indicator(s)													
1. Percentage of undergraduate students enrolled in CHED-identified and RDC-identified priority programs		100.00%	100.00%	100.00%	100.00%	100.00%	100%				100%		
2. Percentage of undergraduate programs with accreditation		100.00%	100.00%	100.00%	100.00%	100.00%	100%				100%		
<b>ADVANCED EDUCATION PROGRAM</b>	320100000000000												
OO : Higher education research improved to promote economic productivity and innovation													
Outcome Indicator(s)													
1. Percentage of graduate school faculty engaged in research work applied in any of the following:		100.00%	100.00%	100.00%	100.00%	100.00%	100%				100%		
a. pursuing advanced research degree programs (Ph.D.) or													
b. actively pursuing within the last three (3) years (investigative research, basic and applied scientific research, policy research, social science research) or													
c. producing technologies for commercialization or livelihood improvement or													
d. whose research work resulted in an extension program													


Department : State Universities and Colleges (SUCs)  
 Agency/Entity : Philippine Normal University  
 Operating Unit : < not applicable >  
 Organization Code (UACS) : 08 003 0000000

Particulars	UACS CODE	Physical Target (Budget Year)					Physical Accomplishment (Budget Year)					Variance as of March 31, 2025	Remarks
		1st Quarter	2nd Quarter	3rd Quarter	4th Quarter	Total	1st Quarter	2nd Quarter	3rd Quarter	4th Quarter	Total		
1	2	3	4	5	6	7	8	9	10	11	12	13	14
Output Indicator(s)													
1. Percentage of graduate students enrolled in research degree programs		100.00%	100.00%	100.00%	100.00%	100.00%	100%				100%		
2. Percentage of accredited graduate programs		48.00%	48.00%	48.00%	48.00%	48.00%	91.86%				91.86%		
<b>RESEARCH PROGRAM</b>		<b>320200000000000</b>											
OO : Higher education research improved to promote economic productivity and innovation													
Outcome Indicator(s)													
1. Number of research outputs in the last three years utilized by the industry or by other beneficiaries													
Output Indicator(s)													
1. Number of research outputs completed within the year		15	17	17	17	66	35				35		This is the accomplishment as of March 31, 2025. The actual number of completed research projects in Q1 falls above the target.
2. Percentage of research outputs published in internationally-refereed or CHED recognized journal within the year		9.00%	11.00%	15.00%	17.00%	52.00%	11%				11%		This is the accomplishment as of March 31, 2025. The actual number of published research projects in Q1 falls above the target.
<b>TECHNICAL ADVISORY EXTENSION PROGRAM</b>		<b>330100000000000</b>											
OO : Community engagement increased													
Outcome Indicator(s)													
1. Number of active partnerships with LGUs, industries, NGOs, NGAs, SMEs, and other stakeholders as a result of extension activities													
Output Indicator(s)													
1. Number of trainees weighted by the length of training		200	400	400	100	1,100	21				21		
2. Number of extension programs organized and supported consistent with the SUC's mandated and priority programs		8	12	13	5	38	1				1		
3. Percentage of beneficiaries who rate the		100.00%	100.00%	100.00%	100.00%	100.00%	100%				100%		

Department : State Universities and Colleges (SUCs)  
 Agency/Entity : Philippine Normal University  
 Operating Unit : < not applicable >  
 Organization Code (UACS) : 08 003 0000000

Particulars	UACS CODE	Physical Target (Budget Year)					Physical Accomplishment (Budget Year)					Variance as of March 31, 2025	Remarks
		1st Quarter	2nd Quarter	3rd Quarter	4th Quarter	Total	1st Quarter	2nd Quarter	3rd Quarter	4th Quarter	Total		
1	2	3	4	5	6	7	8	9	10	11	12	13	14
training course/s as satisfactory or higher in terms of quality and relevance													


Prepared By:

  
 MARIA RUTH M. REGALADO  
 Director, Planning Office  
 Date: April 29, 2025 05:50 PM


In coordination with:

  
 FLORENCE A. ALLEJOS  
 Head, Budget Unit  
 Date: April 29, 2025 05:50 PM

In coordination with:

  
 LORDINIO A. VERGARA  
 Vice President for Finance and Administration  
 Date: April 29, 2025 05:50 PM

Approved By:

  
 BER J. TUGA, PH.D.  
 President  
 Date: April 30, 2025 02:07 PM

**QUARTERLY PHYSICAL REPORT OF OPERATION**  
As of June 30, 2025

Department : State Universities and Colleges (SUCs)  
 Agency/Entity : Philippine Normal University  
 Operating Unit : < not applicable >  
 Organization Code (UACS) : 08 003 0000000

Particulars	UACS CODE	Physical Target (Budget Year)					Physical Accomplishment (Budget Year)					Variance as of June 30, 2025	Remarks
		1st Quarter	2nd Quarter	3rd Quarter	4th Quarter	Total	1st Quarter	2nd Quarter	3rd Quarter	4th Quarter	Total		
1	2	3	4	5	6	7	8	9	10	11	12	13	14
<b>HIGHER EDUCATION PROGRAM</b>	<b>310100000000000</b>												
OO : Relevant and quality tertiary education ensured to achieve inclusive growth and access of poor but deserving students to quality tertiary education increased													
Outcome Indicator(s)													
1. Percentage of first-time licensure exam takers that pass the licensure exams		0	90.00%	0	90.00%	90.00%	0	99.69%			99.69%		The LET March 2025 exam results were released on May 23, 2025.
2. Percentage of graduates (2 years prior) that are employed		30.00%	20.00%	20.00%	15.00%	85.00%	67.64%	54.80%			61.22%		
Output Indicator(s)													
1. Percentage of undergraduate students enrolled in CHED-identified and RDC-identified priority programs		100.00%	100.00%	100.00%	100.00%	100.00%	100%	100%			100%		
2. Percentage of undergraduate programs with accreditation		100.00%	100.00%	100.00%	100.00%	100.00%	100%	91.89%			95.95%		One campus subjected its program/s to renewal of accreditation.
<b>ADVANCED EDUCATION PROGRAM</b>	<b>320100000000000</b>												
OO : Higher education research improved to promote economic productivity and innovation													
Outcome Indicator(s)													
1. Percentage of graduate school faculty engaged in research work applied in any of the following:		100.00%	100.00%	100.00%	100.00%	100.00%	100%	100%			100%		
a. pursuing advanced research degree programs (Ph.D.) or													
b. actively pursuing within the last three (3) years (investigative research, basic and applied scientific research, policy research, social science research) or													
c. producing technologies for commercialization or livelihood improvement or													
d. whose research work resulted in an extension program													

Department : State Universities and Colleges (SUCs)

Agency/Entity : Philippine Normal University

Operating Unit : < not applicable >

Organization Code (UACS) : 08 003 0000000

Particulars	UACS CODE	Physical Target (Budget Year)					Physical Accomplishment (Budget Year)					Variance as of June 30, 2025	Remarks
		1st Quarter	2nd Quarter	3rd Quarter	4th Quarter	Total	1st Quarter	2nd Quarter	3rd Quarter	4th Quarter	Total		
1	2	3	4	5	6	7	8	9	10	11	12	13	14
Output Indicator(s)													
1. Percentage of graduate students enrolled in research degree programs		100.00%	100.00%	100.00%	100.00%	100.00%	100%	100%			100%		
2. Percentage of accredited graduate programs		48.00%	48.00%	48.00%	48.00%	48.00%	91.86%	91.86%			91.86%		
<b>RESEARCH PROGRAM</b>	<b>320200000000000</b>												
OO : Higher education research improved to promote economic productivity and innovation													
Outcome Indicator(s)													
1. Number of research outputs in the last three years utilized by the industry or by other beneficiaries													
Output Indicator(s)													
1. Number of research outputs completed within the year		15	17	17	17	66	35	21			56		This is the accomplishment as of June 30, 2025. The actual number completed.
2. Percentage of research outputs published in internationally-refereed or CHED recognized journal within the year		9.00%	11.00%	15.00%	17.00%	52.00%	11%	11%			22%		This is the accomplishment as of June 30, 2025. The actual number of published research papers in Q2 meets the target.
<b>TECHNICAL ADVISORY EXTENSION PROGRAM</b>	<b>330100000000000</b>												
OO : Community engagement increased													
Outcome Indicator(s)													
1. Number of active partnerships with LGUs, industries, NGOs, NGAs, SMEs, and other stakeholders as a result of extension activities													
Output Indicator(s)													
1. Number of trainees weighted by the length of training		200	400	400	100	1,100	21	376			397		
2. Number of extension programs organized and supported consistent with the SUC's mandated and priority programs		8	12	13	5	38	1	11			12		
3. Percentage of beneficiaries who rate the training course/s as satisfactory		100.00%	100.00%	100.00%	100.00%	100.00%	100%	100%			100%		


Department : State Universities and Colleges (SUCs)  
 Agency/Entity : Philippine Normal University  
 Operating Unit : < not applicable >  
 Organization Code (UACS) : 08 003 0000000

Particulars	UACS CODE	Physical Target (Budget Year)					Physical Accomplishment (Budget Year)					Variance as of June 30, 2025	Remarks
		1st Quarter	2nd Quarter	3rd Quarter	4th Quarter	Total	1st Quarter	2nd Quarter	3rd Quarter	4th Quarter	Total		
1	2	3	4	5	6	7	8	9	10	11	12	13	14
or higher in terms of quality and relevance													


Prepared By:

  
 MARIA RUTH M. REGALADO  
 Director, Planning Office  
 Date: July 29, 2025 05:32 PM


In coordination with:

  
 FLORENCE M. ALLEJOS  
 Head, Budget Unit  
 Date: July 29, 2025 05:32 PM

Recommending Approval:

  
 LORDINO A. VERGARA, DPd  
 Vice President for Finance and Administration  
 Date: July 29, 2025 05:32 PM

Approved By:

  
 BERT J. TUGA, PHD.  
 President  
 Date: July 30, 2025 10:44 AM

**QUARTERLY PHYSICAL REPORT OF OPERATION**  
As of September 30, 2025

Department : State Universities and Colleges (SUCs)  
 Agency/Entity : Philippine Normal University  
 Operating Unit : < not applicable >  
 Organization Code (UACS) : 08 003 0000000


Particulars	UACS CODE	Physical Target (Budget Year)					Physical Accomplishment (Budget Year)					Variance as of September 30, 2025	Remarks
		1st Quarter	2nd Quarter	3rd Quarter	4th Quarter	Total	1st Quarter	2nd Quarter	3rd Quarter	4th Quarter	Total		
1	2	3	4	5	6	7	8	9	10	11	12	13	14
<b>HIGHER EDUCATION PROGRAM</b>	<b>3101000000000000</b>												
OO : Relevant and quality tertiary education ensured to achieve inclusive growth and access of poor but deserving students to quality tertiary education increased													
Outcome Indicator(s)													
1. Percentage of first-time licensure exam takers that pass the licensure exams		0	90.00%	0	90.00%	90.00%	0	99.69%	0		99.69%		No entry in Q3 because the results of 2025 LET Exam held last September 21, 2025 will be released in Q4 on December 2025.
2. Percentage of graduates (2 years prior) that are employed		30.00%	20.00%	20.00%	15.00%	85.00%	67.64%	54.80%	52.65%		58.36%		
Output Indicator(s)													
1. Percentage of undergraduate students enrolled in CHED-identified and RDC-identified priority programs		100.00%	100.00%	100.00%	100.00%	100.00%	100%	100%	100%		100%		
2. Percentage of undergraduate programs with accreditation		100.00%	100.00%	100.00%	100.00%	100.00%	100%	91.89%	97.37%		96.42%		
<b>ADVANCED EDUCATION PROGRAM</b>	<b>3201000000000000</b>												
OO : Higher education research improved to promote economic productivity and innovation													
Outcome Indicator(s)													
1. Percentage of graduate school faculty engaged in research work applied in any of the following:		100.00%	100.00%	100.00%	100.00%	100.00%	100%	100%	100%		100%		
a. pursuing advanced research degree programs (Ph.D.) or													
b. actively pursuing within the last three (3) years (investigative research, basic and applied scientific research, policy research, social science research) or													
c. producing technologies for commercialization or livelihood improvement or													
d. whose research work resulted in an													


**Department** : State Universities and Colleges (SUCs)  
**Agency/Entity** : Philippine Normal University  
**Operating Unit** : < not applicable >  
**Organization Code (UACS)** : 08 003 0000000


Particulars	UACS CODE	Physical Target (Budget Year)					Physical Accomplishment (Budget Year)					Variance as of September 30, 2025	Remarks
		1st Quarter	2nd Quarter	3rd Quarter	4th Quarter	Total	1st Quarter	2nd Quarter	3rd Quarter	4th Quarter	Total		
1	2	3	4	5	6	7	8	9	10	11	12	13	14
extension program													
Output Indicator(s)													
1. Percentage of graduate students enrolled in research degree programs		100.00%	100.00%	100.00%	100.00%	100.00%	100%	100%	100%		100%		
2. Percentage of accredited graduate programs		48.00%	48.00%	48.00%	48.00%	48.00%	91.86%	91.86%	91.67%		91.80%		No Accreditation visit was conducted during the Quarter 3 of FY 2025
<b>RESEARCH PROGRAM</b>	<b>320200000000000</b>												
OO : Higher education research improved to promote economic productivity and innovation													
Outcome Indicator(s)													
1. Number of research outputs in the last three years utilized by the industry or by other beneficiaries													
Output Indicator(s)													
1. Number of research outputs completed within the year		15	17	17	17	66	35	21	18		74		This is the accomplishment as of September 30, 2025. The actual number of completed research projects in Q3 falls above the target.
2. Percentage of research outputs published in internationally-refereed or CHED recognized journal within the year		9.00%	11.00%	15.00%	17.00%	52.00%	11%	11%	15%		37%		This is the accomplishment as of September 30, 2025. The actual number of published research papers in Q3 meets the target.
<b>TECHNICAL ADVISORY EXTENSION PROGRAM</b>	<b>330100000000000</b>												
OO : Community engagement increased													
Outcome Indicator(s)													
1. Number of active partnerships with LGUs, industries, NGOs, NGAs, SMEs, and other stakeholders as a result of extension activities		10	10	10	8	38	35	44	45		124		
Output Indicator(s)													
1. Number of trainees weighted by the length of training		200	400	400	100	1,100	21	376	1,381		1,778		
2. Number of extension programs organized and supported consistent with the SUC's		8	12	13	5	38	1	11	13		25		

**Department** : State Universities and Colleges (SUCs)  
**Agency/Entity** : Philippine Normal University  
**Operating Unit** : < not applicable >  
**Organization Code (UACS)** : 08 003 0000000

Particulars	UACS CODE	Physical Target (Budget Year)					Physical Accomplishment (Budget Year)					Variance as of September 30, 2025	Remarks
		1st Quarter	2nd Quarter	3rd Quarter	4th Quarter	Total	1st Quarter	2nd Quarter	3rd Quarter	4th Quarter	Total		
1	2	3	4	5	6	7	8	9	10	11	12	13	14
mandated and priority programs													
3. Percentage of beneficiaries who rate the training course/s as satisfactory or higher in terms of quality and relevance		100.00%	100.00%	100.00%	100.00%	100.00%	100%	100%	100%		100%		

Prepared By:   
 MARI RUTH M. REGALADO  
 Director, Planning Office  
 Date: October 29, 2025 03:17 PM

In coordination with:  
  
 FLORENCE A. ALLEJOS  
 Head, Budget Unit  
 Date: October 29, 2025 03:17 PM

Recommending Approval:  
  
 LORDINA A. VERGARA  
 Vice President for Finance and Administration  
 Date: October 29, 2025 03:17 PM

Approved By:  
  
 BERTO U. TUGA  
 President  
 Date: October 30, 2025 09:52 AM

P

**QUARTERLY PHYSICAL REPORT OF OPERATION**  
As of December 31, 2025

Department : State Universities and Colleges (SUCs)  
 Agency/Entity : Philippine Normal University  
 Operating Unit : < not applicable >  
 Organization Code (UACS) : 08 003 0000000

Particulars	UACS CODE	Physical Target (Budget Year)					Physical Accomplishment (Budget Year)					Variance as of December 31, 2025	Remarks
		1st Quarter	2nd Quarter	3rd Quarter	4th Quarter	Total	1st Quarter	2nd Quarter	3rd Quarter	4th Quarter	Total		
1	2	3	4	5	6	7	8	9	10	11	12	13	14
<b>HIGHER EDUCATION PROGRAM</b>	<b>310100000000000</b>												
OO : Relevant and quality tertiary education ensured to achieve inclusive growth and access of poor but deserving students to quality tertiary education increased													
Outcome Indicator(s)													
1. Percentage of first-time licensure exam takers that pass the licensure exams		0	90.00%	0	90.00%	90.00%	0	99.69% (967/970)	0	97.70% (298/305)	99.22% (1,265/1,275)		Computed using average method (nominal Value)
2. Percentage of graduates (2 years prior) that are employed		30.00%	20.00%	20.00%	15.00%	85.00%	45.50% (910/2,000)	54.80% (1,096/2,000)	58.35% (1,167/2,000)	85% (1,700/2,000)	85% (1,700/2,000)		Computed using cumulative method
Output Indicator(s)													
1. Percentage of undergraduate students enrolled in CHED-identified and RDC-identified priority programs		100.00%	100.00%	100.00%	100.00%	100.00%	100% (8,732/8,732)	100% (8,732/8,732)	100% (8,732/8,732)	100% (8,732/8,732)	100% (8,732/8,732)		The target represents recurring operational deliverables completed within the quarter; hence, 100% accomplishment is reported for each quarter.
2. Percentage of undergraduate programs with accreditation		100.00%	100.00%	100.00%	100.00%	100.00%	100% (35/35)	91.43% (32/35)	97.14% (34/35)	100% (35/35)	100% (35/35)		The fluctuation in quarterly performance is due to the expiration and subsequent renewal of accreditation for certain undergraduate programs. Full accreditation coverage was restored by the fourth quarter following the completion of scheduled reaccreditation activities.
<b>ADVANCED EDUCATION PROGRAM</b>	<b>320100000000000</b>												
OO : Higher education research improved to promote economic productivity and innovation													
Outcome Indicator(s)													
1. Percentage of graduate school faculty engaged in research work applied in any of the following:		100.00%	100.00%	100.00%	100.00%	100.00%	-	-	100% (30/30)	-	100% (30/30)		The target has already been accomplished in the third quarter of the fiscal year.
a. pursuing advanced research degree programs (Ph.D.) or													
b. actively pursuing within the last three (3) years (investigative research, basic and applied scientific research, policy research,													


Department : State Universities and Colleges (SUCs)  
 Agency/Entity : Philippine Normal University  
 Operating Unit : < not applicable >  
 Organization Code (UACS) : 08 003 0000000

Particulars	UACS CODE	Physical Target (Budget Year)					Physical Accomplishment (Budget Year)					Variance as of December 31, 2025	Remarks
		1st Quarter	2nd Quarter	3rd Quarter	4th Quarter	Total	1st Quarter	2nd Quarter	3rd Quarter	4th Quarter	Total		
1	2	3	4	5	6	7	8	9	10	11	12	13	14
social science research) or													
c. producing technologies for													
commercialization or livelihood													
improvement or													
d. whose research work resulted in an													
extension program													
Output Indicator(s)													
1. Percentage of graduate students enrolled		100.00%	100.00%	100.00%	100.00%	100.00%	100% (1,399/1,399)	100% (1,399/1,399)	100% (1,399/1,399)	100% (1,399/1,399)	100% (1,399/1,399)		The indicator is maintained at 100% each quarter as the University ensures that all enrolled graduate students under the covered programs are in research degree tracks, consistent with institutional policy.
in research degree programs													
2. Percentage of accredited graduate		48.00%	48.00%	48.00%	48.00%	48.00%	90.91% (60/66)	90.91% (60/66)	90.91% (60/66)	90.91% (60/66)	90.91% (60/66)		The 100% accomplishment reported for the quarter reflects the sustained accreditation status of all existing graduate programs, with no changes in accreditation coverage during the reporting period.
programs													
<b>RESEARCH PROGRAM</b>	<b>3202000000000000</b>												
OO : Higher education research improved to promote economic productivity and innovation													
Outcome Indicator(s)													
1. Number of research outputs in the last three years utilized by the industry or by other beneficiaries													
Output Indicator(s)													
1. Number of research outputs completed within the year		15	17	17	17	66	35	21	18	55	129		
2. Percentage of research outputs published		9.00%	11.00%	15.00%	17.00%	52.00%	-	-	36.37% (24/66)	15.15% (10/66)	51.52% (34/66)		
in internationally-refereed or CHED													
recognized journal within the year													
<b>TECHNICAL ADVISORY EXTENSION PROGRAM</b>	<b>3301000000000000</b>												
OO : Community engagement increased													
Outcome Indicator(s)													
1. Number of active partnerships with LGUs, industries, NGOs, NGAs, SMEs, and		10	10	10	8	38	-	-	124	0	124		The target has already been accomplished in the third quarter of the fiscal year.


Department : State Universities and Colleges (SUCs)  
 Agency/Entity : Philippine Normal University  
 Operating Unit : < not applicable >  
 Organization Code (UACS) : 08 003 0000000

Particulars	UACS CODE	Physical Target (Budget Year)					Physical Accomplishment (Budget Year)					Variance as of December 31, 2025	Remarks
		1st Quarter	2nd Quarter	3rd Quarter	4th Quarter	Total	1st Quarter	2nd Quarter	3rd Quarter	4th Quarter	Total		
1	2	3	4	5	6	7	8	9	10	11	12	13	14
other stakeholders as a result of extension activities													
Output Indicator(s)													
1. Number of trainees weighted by the length of training		200	400	400	100	1,100	-	-	1,778	-	1,778		The target has already been accomplished in the third quarter of the fiscal year.
2. Number of extension programs organized and supported consistent with the SUC's mandated and priority programs		8	12	13	5	38	-	-	25	13	38		
3. Percentage of beneficiaries who rate the training course/s as satisfactory or higher in terms of quality and relevance		100.00%	100.00%	100.00%	100.00%	100.00%	-	-	100% (1,000/1,000)	-	100% (1,000/1,000)		The target has already been accomplished in the third quarter of the fiscal year.


Prepared By:

  
 MARIA RUTH M. REGALADO  
 Director, Planning Office  
 Date: February 23, 2026 11:04 AM


In coordination with:

  
 FLORENCE A. ALLEJOS  
 Head, Budget Unit  
 Date: February 23, 2026 11:04 AM

In coordination with:

  
 LORDINID A. VERGARA  
 Vice President for Finance and Administration  
 Date: February 23, 2026 11:04 AM

Approved By:

  
 BERF J. DUGA, PHD,  
 President  
 Date: February 24, 2026 12:55 PM