

QUARTERLY REPORT OF REVENUE AND OTHER RECEIPTS
As at the Quarter Ending December 31, 2025

Department : State Universities and Colleges (SUCs)
 Agency/Entity : Philippine Normal University
 Operating Unit : < not applicable >
 Organization Code (UACS) : 08 003 0000000
 Fund Cluster : 05 - Internally Generated Funds


Classification/Sources of Revenue and Other Receipts	UACS CODE	REVENUE TARGET (Annual) per BESF	Actual Revenue and Other Receipts Collections					Cumulative Remittance/Deposits to Date			Variance		Remarks
			1st Quarter Ending March 31	2nd Quarter Ending June 30	3rd Quarter Ending September 30	4th Quarter Ending December 31	Total	Remittance to BTr	Deposited with AGDB	Total	Amount	%	
1	2	3	4	5	6	7	8=(4+5+6+7)	9	10	11=(9+10)	12=(8-3)	13=(12/3)	14
Internally Generated Funds		88,633,000.00	16,882,515.11	45,270,006.59	47,402,083.55	32,601,276.01	142,155,881.26	0.00	142,155,881.26	142,155,881.26	53,522,881.26	60 %	
Revenue Collections		87,303,000.00	16,353,256.80	45,203,066.72	47,250,576.65	32,178,136.90	140,985,037.07	0.00	140,985,037.07	140,985,037.07	53,682,037.07	61 %	
Cash Revenue		87,303,000.00	16,353,256.80	45,203,066.72	47,250,576.65	32,178,136.90	140,985,037.07	0.00	140,985,037.07	140,985,037.07	53,682,037.07	61 %	
Not Applicable		87,303,000.00	16,353,256.80	45,203,066.72	47,250,576.65	32,178,136.90	140,985,037.07	0.00	140,985,037.07	140,985,037.07	53,682,037.07	61 %	
Tuition Fees	4020201001	30,050,000.00	5,034,852.89	7,708,652.20	10,178,206.02	9,715,722.73	32,637,433.84	0.00	32,637,433.84	32,637,433.84	2,587,433.84	9 %	
Income Collected from Students	4020201002	12,430,000.00	827,018.76	1,903,030.00	3,785,284.62	4,923,194.93	11,438,528.31	0.00	11,438,528.31	11,438,528.31	(991,471.69)	-8 %	
Income from Other Sources	4020201003	19,099,000.00	3,592,415.10	23,491,265.14	13,007,654.96	6,174,161.18	46,265,496.38	0.00	46,265,496.38	46,265,496.38	27,166,496.38	142 %	
Other School Fees	4020201099	11,322,000.00	898,577.48	2,825,494.00	7,269,223.42	3,636,270.89	14,629,565.79	0.00	14,629,565.79	14,629,565.79	3,307,565.79	29 %	
Rent/Lease Income	4020205000	1,440,000.00	991,403.66	2,670,670.95	809,302.02	776,320.55	5,247,697.18	0.00	5,247,697.18	5,247,697.18	3,807,697.18	264 %	
Income from Hostels/Dormitories and other Like facilities	4020213000	4,834,000.00	2,515,847.00	3,698,663.00	6,269,007.05	4,613,609.01	17,097,126.06	0.00	17,097,126.06	17,097,126.06	12,263,126.06	254 %	
Other Business Income	4020299099	8,128,000.00	2,493,141.91	2,905,291.43	5,931,898.56	2,338,857.61	13,669,189.51	0.00	13,669,189.51	13,669,189.51	5,541,189.51	68 %	
Non-Revenue Collections/Other Receipts		1,330,000.00	529,258.31	66,939.87	151,506.90	423,139.11	1,170,844.19	0.00	1,170,844.19	1,170,844.19	(159,155.81)	-12 %	
Cash Receipts		1,330,000.00	529,258.31	66,939.87	151,506.90	423,139.11	1,170,844.19	0.00	1,170,844.19	1,170,844.19	(159,155.81)	-12 %	
Not Applicable		1,330,000.00	529,258.31	66,939.87	151,506.90	423,139.11	1,170,844.19	0.00	1,170,844.19	1,170,844.19	(159,155.81)	-12 %	
Cash - Collecting Officers	1010101000	480,000.00	64,453.26	62,120.87	143,506.90	314,834.93	584,915.96	0.00	584,915.96	584,915.96	104,915.96	22 %	
Accounts Receivable	1030101000	845,000.00	184,305.05	4,000.00	8,000.00	108,304.18	304,609.23	0.00	304,609.23	304,609.23	(540,390.77)	-64 %	
Receivables - Disallowances/Charges	1030501000	5,000.00	280,500.00	819.00	0.00	0.00	281,319.00	0.00	281,319.00	281,319.00	276,319.00	5,526 %	
GRAND TOTAL		88,633,000.00	16,882,515.11	45,270,006.59	47,402,083.55	32,601,276.01	142,155,881.26	0.00	142,155,881.26	142,155,881.26	53,522,881.26	60 %	


Certified Correct:

 ARGEA LINN P. ABRICA, CPA
 ACCOUNTANT
 Date: _____

Certified Correct:

 HARRY B. UNGAN, CPA
 DIRECTOR, FINANCIAL MANAGEMENT OFFICE
 Date: _____


Recommending Approval By:

 LORDINIO A. VERA, DPD
 VICE PRESIDENT FOR FINANCE AND ADMINISTRATION
 Date: _____


Approved By:

 BEFT J. LUGA, PHD
 PRESIDENT
 Date: _____


QUARTERLY REPORT OF REVENUE AND OTHER RECEIPTS
As at the Quarter Ending December 31, 2025


Department : State Universities and Colleges (SUCs)
 Agency/Entity : Philippine Normal University
 Operating Unit : < not applicable >
 Organization Code (UACS) : 08 003 0000000
 Fund Cluster : 07 - Trust Receipts

Classification/Sources of Revenue and Other Receipts	UACS CODE	REVENUE TARGET (Annual) per BESF	Actual Revenue and Other Receipts Collections					Cumulative Remittance/Deposits to Date			Variance		Remarks
			1st Quarter Ending March 31	2nd Quarter Ending June 30	3rd Quarter Ending September 30	4th Quarter Ending December 31	Total	Remittance to BTr	Deposited with AGDB	Total	Amount	%	
1	2	3	4	5	6	7	8=(4+5+6+7)	9	10	11=(9+10)	12=(8-3)	13=(12/3)	14
Trust Receipts		95,074,000.00	44,113,696.57	18,701,834.74	72,697,203.71	38,864,677.19	174,377,412.21	0.00	174,377,412.21	174,377,412.21	79,303,412.21	83 %	
Trust Receipts Deposited with Authorized Government Depository Banks (AGDB)		95,074,000.00	44,113,696.57	18,701,834.74	72,697,203.71	38,864,677.19	174,377,412.21	0.00	174,377,412.21	174,377,412.21	79,303,412.21	83 %	
Due to NGAs		77,628,000.00	36,150,659.00	14,600,433.00	67,907,593.32	35,735,970.14	154,394,655.46	0.00	154,394,655.46	154,394,655.46	76,766,655.46	99 %	
Trust Liabilities		17,446,000.00	7,963,037.57	4,101,401.74	4,789,610.39	3,128,707.05	19,982,756.75	0.00	19,982,756.75	19,982,756.75	2,536,756.75	15 %	
GRAND TOTAL		95,074,000.00	44,113,696.57	18,701,834.74	72,697,203.71	38,864,677.19	174,377,412.21	0.00	174,377,412.21	174,377,412.21	79,303,412.21	83 %	

Certified Correct:

 ARGEA LINN B. FABRICA, CPA
 ACCOUNTANT
 Date:

Certified Correct:

 HARBELLE M. SANGA, CPA
 DIRECTOR, FINANCIAL MANAGEMENT OFFICE
 Date:

Recommending Approval By:

 LORDIN K. VERGARA, DPD
 VICE PRESIDENT FOR FINANCE AND ADMINISTRATION
 Date:

Approved By:

 BERT T. TUSA, PHD
 PRESIDENT
 Date: