

QUARTERLY REPORT OF REVENUE AND OTHER RECEIPTS  
As at the Quarter Ending June 30, 2025

Department : State Universities and Colleges (SUCs)  
Agency/Entity : Philippine Normal University  
Operating Unit : < not applicable >  
Organization Code (UACS) : 08 003 0000000  
Fund Cluster : 05 - Internally Generated Funds

Classification/Sources of Revenue and Other Receipts	UACS CODE	REVENUE TARGET (Annual) per BESF	Actual Revenue and Other Receipts Collections					Cumulative Remittance/Deposits to Date			Variance		Remarks
			1st Quarter Ending March 31	2nd Quarter Ending June 30	3rd Quarter Ending September 30	4th Quarter Ending December 31	Total	Remittance to BTr	Deposited with AGDB	Total	Amount	%	
1	2	3	4	5	6	7	8=(4+5+6+7)	9	10	11=(9+10)	12=(8-3)	13=(12/3)	14
Internally Generated Funds		132,479,000.00	16,882,515.11	45,270,006.59	0.00	0.00	62,152,521.70	0.00	0.00	0.00	(70,326,478.30)	-53 %	
Revenue Collections		130,361,000.00	16,353,256.80	45,203,066.72	0.00	0.00	61,556,323.52	0.00	0.00	0.00	(68,804,676.48)	-53 %	
Cash Revenue		130,361,000.00	16,353,256.80	45,203,066.72	0.00	0.00	61,556,323.52	0.00	0.00	0.00	(68,804,676.48)	-53 %	
Not Applicable		130,361,000.00	16,353,256.80	45,203,066.72	0.00	0.00	61,556,323.52	0.00	0.00	0.00	(68,804,676.48)	-53 %	
Tuition Fees	4020201001	34,538,000.00	5,034,852.89	7,708,652.20	0.00	0.00	12,743,505.09	0.00	0.00	0.00	(21,794,494.91)	-63 %	
Income Collected from Students	4020201002	14,450,000.00	827,018.76	1,903,030.00	0.00	0.00	2,730,048.76	0.00	0.00	0.00	(11,719,951.24)	-81 %	
Income from Other Sources	4020201003	39,489,000.00	3,592,415.10	23,491,265.14	0.00	0.00	27,083,680.24	0.00	0.00	0.00	(12,405,319.76)	-31 %	
Other School Fees	4020201099	12,590,000.00	898,577.48	2,825,494.00	0.00	0.00	3,724,071.48	0.00	0.00	0.00	(8,865,928.52)	-70 %	
Rent/Lease Income	4020205000	1,980,000.00	991,403.66	2,670,670.95	0.00	0.00	3,662,074.61	0.00	0.00	0.00	1,682,074.61	85 %	
Income from Hostels/Dormitories and other Like facilities	4020213000	13,500,000.00	2,515,847.00	3,698,663.00	0.00	0.00	6,214,510.00	0.00	0.00	0.00	(7,285,490.00)	-54 %	
Other Business Income	4020299099	13,814,000.00	2,493,141.91	2,905,291.43	0.00	0.00	5,398,433.34	0.00	0.00	0.00	(8,415,566.66)	-61 %	
Non-Revenue Collections/Other Receipts		2,118,000.00	529,258.31	66,939.87	0.00	0.00	596,198.18	0.00	0.00	0.00	(1,521,801.82)	-72 %	
Cash Receipts		2,118,000.00	529,258.31	66,939.87	0.00	0.00	596,198.18	0.00	0.00	0.00	(1,521,801.82)	-72 %	
Not Applicable		2,118,000.00	529,258.31	66,939.87	0.00	0.00	596,198.18	0.00	0.00	0.00	(1,521,801.82)	-72 %	
Cash - Collecting Officers	1010101000	765,000.00	64,453.26	62,120.87	0.00	0.00	126,574.13	0.00	0.00	0.00	(638,425.87)	-83 %	
Accounts Receivable	1030101000	1,345,000.00	184,305.05	4,000.00	0.00	0.00	188,305.05	0.00	0.00	0.00	(1,156,694.95)	-86 %	
Receivables - Disallowances/Charges	1030501000	8,000.00	280,500.00	819.00	0.00	0.00	281,319.00	0.00	0.00	0.00	273,319.00	3,416 %	
GRAND TOTAL		132,479,000.00	16,882,515.11	45,270,006.59	0.00	0.00	62,152,521.70	0.00	0.00	0.00	(70,326,478.30)	-53 %	

Certified Correct:



ARGEALINN P. PALABRICA, CPA  
ACCOUNTANT  
Date: July 29, 2025 05:35 PM

Certified Correct:



HARRY B. RUNGANGA, CPA  
DIRECTOR, FINANCIAL MANAGEMENT OFFICE  
Date: July 29, 2025 05:35 PM

Recommending Approval By:



LORDINO A. VERGARA, DPD  
VICE PRESIDENT FOR FINANCE AND ADMINISTRATION  
Date:

Approved By:





BERT D. TUGA, PHD  
PRESIDENT  
Date: July 30, 2025 10:41 AM


QUARTERLY REPORT OF REVENUE AND OTHER RECEIPTS  
As at the Quarter Ending June 30, 2025


Department : State Universities and Colleges (SUCs)  
Agency/Entity : Philippine Normal University  
Operating Unit : < not applicable >  
Organization Code (UACS) : 08 003 0000000  
Fund Cluster : 07 - Trust Receipts

Classification/Sources of Revenue and Other Receipts	UACS CODE	REVENUE TARGET (Annual) per BESF	Actual Revenue and Other Receipts Collections					Cumulative Remittance/Deposits to Date			Variance		Remarks
			1st Quarter Ending March 31	2nd Quarter Ending June 30	3rd Quarter Ending September 30	4th Quarter Ending December 31	Total	Remittance to BTr	Deposited with AGDB	Total	Amount	%	
1	2	3	4	5	6	7	8=(4+5+6+7)	9	10	11=(9+10)	12=(8-3)	13=(12/3)	14
Trust Receipts		112,401,000.00	44,113,696.57	18,701,834.74	0.00	0.00	62,815,531.31	0.00	0.00	0.00	(49,585,468.69)	-44 %	
Trust Receipts Deposited with Authorized Government Depository Banks (AGDB)		112,401,000.00	44,113,696.57	18,701,834.74	0.00	0.00	62,815,531.31	0.00	0.00	0.00	(49,585,468.69)	-44 %	
Due to NGAs		91,776,000.00	36,150,659.00	14,600,433.00	0.00	0.00	50,751,092.00	0.00	0.00	0.00	(41,024,908.00)	-45 %	
Trust Liabilities		20,625,000.00	7,963,037.57	4,101,401.74	0.00	0.00	12,064,439.31	0.00	0.00	0.00	(8,560,560.69)	-42 %	
GRAND TOTAL		112,401,000.00	44,113,696.57	18,701,834.74	0.00	0.00	62,815,531.31	0.00	0.00	0.00	(49,585,468.69)	-44 %	

Certified Correct:  
  
ARGEA LINN P. ALABRICA, CPA  
ACCOUNTANT  
Date: July 29, 2025 05:35 PM

Certified Correct:  
  
HARBINGER L. SANGA, CPA  
DIRECTOR, FINANCIAL MANAGEMENT OFFICE  
Date: July 29, 2025 05:35 PM

Recommending Approval By:  
  
LORDINIO A. VERGARA, DPD  
VICE PRESIDENT FOR FINANCE AND ADMINISTRATION  
Date:

Approved By:  
  
BERT J. TUGA, PHD  
PRESIDENT  
Date: July 30, 2025 10:41 AM