

QUARTERLY PHYSICAL REPORT OF OPERATION


As of March 31, 2024


Department : State Universities and Colleges (SUCs)
 Agency/Entity : Philippine Normal University
 Operating Unit : < not applicable >
 Organization Code (UACS) : 08 003 0000000


[illegible]


Particulars	UACS CODE	Physical Target (Budget Year)					Physical Accomplishment (Budget Year)					Variance as of March 31, 2024	Remarks
		1st Quarter	2nd Quarter	3rd Quarter	4th Quarter	Total	1st Quarter	2nd Quarter	3rd Quarter	4th Quarter	Total		
1	2	3	4	5	6	7	8	9	10	11	12	13	14
c. producing technologies for commercialization or livelihood improvement or													
d. whose research work resulted in an extension program													
Output Indicator(s)													
1. Percentage of graduate students enrolled in research degree programs		100%	100%	100%	100%	100.00%	100%				100%		All graduate programs offered are research degree programs.
2. Percentage of accredited graduate programs		47%	47%	47%	47%	47.00%	59%				59%		
RESEARCH PROGRAM	3202000000000000												
OO : Higher education research improved to promote economic													
Outcome Indicator(s)													
1. Number of research outputs in the last three years utilized by the industry or by other beneficiaries													
Output Indicator(s)													
1. Number of research outputs completed within the year		21	15	20	10	66	26				26		Some research projects that were expected to be completed in Q2 were reported as done in late March 2024.
2. Percentage of research outputs published in internationally-refereed or CHED recognized journal within the year		5%	20%	17%	10%	52.00%	3.33%				3.33%		On-going review of papers applied for publication.
TECHNICAL ADVISORY EXTENSION PROGRAM	3301000000000000												
OO : Community engagement increased													
Outcome Indicator(s)													
1. Number of active partnerships with LGUs, industries, NGOs, NGAs, SMEs, and other stakeholders as a result of extension activities		10	10	10	8	38	31				31		Reported number includes on-going/existing partnerships.
Output Indicator(s)													
1. Number of trainees weighted by the length of training		200	400	400	100	1,100	86				86		Number of trainings conducted is fewer in Q1 as a result of the University's transition to new OS.
2. Number of extension programs organized and supported consistent with the SUC's mandated and priority programs		8	12	13	5	38	28				28		Recorded number of extension activities is inclusive of all campuses' efforts to engage in extension activities; initial target was based on PNU Manila's on-going capacity only.

Particulars	UACS CODE	Physical Target (Budget Year)					Physical Accomplishment (Budget Year)					Variance as of March 31, 2024	Remarks
		1st Quarter	2nd Quarter	3rd Quarter	4th Quarter	Total	1st Quarter	2nd Quarter	3rd Quarter	4th Quarter	Total		
1	2	3	4	5	6	7	8	9	10	11	12	13	14
3. Percentage of beneficiaries who rate the training course/s as satisfactory													
or higher in terms of quality and relevance		100%	100%	100%	100%	100.00%	70%				70%		Customer satisfaction survey was administered to less targeted number of respondents across the system.

Prepared By: 
MARIA RUTH M. REGALADO
Director, Planning Office
Date: May 3, 2024 03:19 PM

In coordination with:

FLORENCE A. ALLEJIOS
Head, Budget Unit
Date: May 3, 2024 03:19 PM

Recommending Approval:

LORDINO A. VERGARA, DPd.
Vice President for Finance and Administration
Date: May 3, 2024 04:16 PM

Approved By: 
BERT J. TUGA, Ph.D.
President
Date: May 3, 2024 04:16 PM

QUARTERLY PHYSICAL REPORT OF OPERATION
As of June 30, 2024

Department : State Universities and Colleges (SUCs)
Agency/Entity : Philippine Normal University
Operating Unit : < not applicable >
Organization Code (UACS) : 08 003 0000000

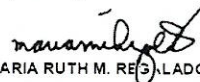
Particulars	UACS CODE	Physical Target (Budget Year)					Physical Accomplishment (Budget Year)					Variance as of June 30, 2024	Remarks
		1st Quarter	2nd Quarter	3rd Quarter	4th Quarter	Total	1st Quarter	2nd Quarter	3rd Quarter	4th Quarter	Total		
1	2	3	4	5	6	7	8	9	10	11	12	13	14
HIGHER EDUCATION PROGRAM	310100000000000												
OO : Relevant and quality tertiary education ensured to achieve inclusive growth and access of poor but deserving students to quality tertiary education increased													
Outcome Indicator(s)													
1. Percentage of first-time licensure exam takers that pass the licensure exams		90%	0%	0%	90%	90.00%		99.61%			99.61%		
2. Percentage of graduates (2 years prior) that are employed		30%	20%	20%	15%	85.00%	51%	30.01%			81.01%		Tracer Study results from 3 campuses are yet to be updated/analyzed. Graduation happens in Q3. Employment data is expected to come in by Q4.
Output Indicator(s)													
1. Percentage of undergraduate students enrolled in CHED-identified and RDC-identified priority programs		100%	100%	100%	100%	100.00%	100%	100%			100.00%		
2. Percentage of undergraduate programs with accreditation		100%	100%	100%	100%	100.00%	87%	91%					Accreditation of some undergraduate programs are scheduled in Q3.
ADVANCED EDUCATION PROGRAM	320100000000000												
OO : Higher education research improved to promote economic productivity and innovation													
Outcome Indicator(s)													
1. Percentage of graduate school faculty engaged in research work applied in any of the following:		100%	100%	100%	100%	100.00%	53%	98%					
a. pursuing advanced research degree programs (Ph.D.) or													
b. actively pursuing within the last three (3) years (investigative research, basic and applied scientific research, policy research, social science research) or													
c. producing technologies for													

Particulars	UACS CODE	Physical Target (Budget Year)					Physical Accomplishment (Budget Year)					Variance as of June 30, 2024	Remarks
		1st Quarter	2nd Quarter	3rd Quarter	4th Quarter	Total	1st Quarter	2nd Quarter	3rd Quarter	4th Quarter	Total		
1	2	3	4	5	6	7	8	9	10	11	12	13	14
commercialization or livelihood improvement or													
d. whose research work resulted in an extension program													
Output Indicator(s)													
1. Percentage of graduate students enrolled in research degree programs		100%	100%	100%	100%	100.00%	100%	100%			100%		
2. Percentage of accredited graduate programs		47%	47%	47%	47%	47.00%	59%	40%			99%		PNU Visayas 2 graduate programs are currently under review, results to be released by Q4.
RESEARCH PROGRAM	3202000000000000												
OO : Higher education research improved to promote economic productivity and innovation													
Outcome Indicator(s)													
1. Number of research outputs in the last three years utilized by the industry or by other beneficiaries								2			2		
Output Indicator(s)													
1. Number of research outputs completed within the year		21	15	20	10	66	26	16			42		
2. Percentage of research outputs published in internationally-refereed or CHED recognized journal within the year		5%	20%	17%	10%	52.00%	3.33%	6.33%			9.66%		This is the accomplishment as of June 2024. The actual achievement in Q2 falls below the target because some of the expected publications for Q2 (manuscript accepted, articles in press) were delayed in their publication and are likely to be published in the next quarter of 2024.
TECHNICAL ADVISORY EXTENSION PROGRAM	3301000000000000												
OO : Community engagement increased													
Outcome Indicator(s)													
1. Number of active partnerships with LGUs, industries, NGOs, NGAs, SMEs, and other stakeholders as a result of extension activities		10	10	10	8	38	31	20			51		


Particulars	UACS CODE	Physical Target (Budget Year)					Physical Accomplishment (Budget Year)					Variance as of June 30, 2024	Remarks
		1st Quarter	2nd Quarter	3rd Quarter	4th Quarter	Total	1st Quarter	2nd Quarter	3rd Quarter	4th Quarter	Total		
1	2	3	4	5	6	7	8	9	10	11	12	13	14
Output Indicator(s)													
1. Number of trainees weighted by the length of training		200	400	400	100	1,100	86	376			462		
2. Number of extension programs organized and supported consistent with the SUC's mandated and priority programs		8	12	13	5	38	28	13			41		
3. Percentage of beneficiaries who rate the training course/s as satisfactory or higher in terms of quality and relevance		100%	100%	100%	100%	100.00%	70%	100%					

This report was generated using the Unified Reporting System on July 30, 2024 7:07 PM; Status : SUBMITTED



Prepared By:


MARIA RUTH M. REYES-LADO
Director, Planning Office
Date: July 30, 2024 11:13 AM


In coordination with:


FLORENCE A. ALLEJOS
Head, Budget Unit
Date: July 30, 2024 11:13 AM

Recommending Approval:


LORDINO A. VERGARA, DPD.
Vice President for Finance and Administration
Date: July 30, 2024 11:13 AM 

Approved By:


BERT J. TUGA, PHD.
President
Date: July 30, 2024 07:04 PM

QUARTERLY PHYSICAL REPORT OF OPERATION
As of September 30, 2024

Department : State Universities and Colleges (SUCs)
Agency/Entity : Philippine Normal University
Operating Unit : < not applicable >
Organization Code (UACS) : 08 003 0000000

Particulars	UACS CODE	Physical Target (Budget Year)					Physical Accomplishment (Budget Year)					Variance as of September 30, 2024	Remarks
		1st Quarter	2nd Quarter	3rd Quarter	4th Quarter	Total	1st Quarter	2nd Quarter	3rd Quarter	4th Quarter	Total		
1	2	3	4	5	6	7	8	9	10	11	12	13	14
HIGHER EDUCATION PROGRAM	310100000000000												
OO : Relevant and quality tertiary education ensured to achieve inclusive growth and access of poor but deserving students to quality tertiary education increased Outcome Indicator(s)													
1. Percentage of first-time licensure exam takers that pass the licensure exams		90%	0%	0%	90%	90.00%		99.61%			99.61%		No entry in Q3 because the result of 2024 LET Exam held last September 29, 2024 will be released in Q4 - on December 13, 2024.
2. Percentage of graduates (2 years prior) that are employed		30%	20%	20%	15%	85.00%	51%	30.01%	35.57%		116.58%		Improved data collection.
Output Indicator(s)													
1. Percentage of undergraduate students enrolled in CHED-identified and RDC-identified priority programs		100%	100%	100%	100%	100.00%	100%	100%	100%		100.00%		
2. Percentage of undergraduate programs with accreditation		100%	100%	100%	100%	100.00%	87%	91%	96%		89%		Some campuses have an on-going application for accreditation.
ADVANCED EDUCATION PROGRAM	320100000000000												
OO : Higher education research improved to promote economic productivity and innovation Outcome Indicator(s)													
1. Percentage of graduate school faculty engaged in research work applied in any of the following:		100%	100%	100%	100%	100.00%	53%	98%	100%		83.66%		
a. pursuing advanced research degree programs (Ph.D.) or													
b. actively pursuing within the last three (3) years (investigative research, basic and applied scientific research, policy research, social science research) or													
c. producing technologies for commercialization or livelihood improvement or													
d. whose research work resulted in an extension program													
Output Indicator(s)													

This report was generated using the Unified Reporting System on October 30, 2024 3:05 PM; Status: SUBMITTED

Department : State Universities and Colleges (SUCs)
 Agency/Entity : Philippine Normal University
 Operating Unit : < not applicable >
 Organization Code (UACS) : 08 003 0000000

Particulars	UACS CODE	Physical Target (Budget Year)					Physical Accomplishment (Budget Year)					Variance as of September 30, 2024	Remarks
		1st Quarter	2nd Quarter	3rd Quarter	4th Quarter	Total	1st Quarter	2nd Quarter	3rd Quarter	4th Quarter	Total		
1	2	3	4	5	6	7	8	9	10	11	12	13	14
1. Percentage of graduate students enrolled in research degree programs		100%	100%	100%	100%	100.00%	100%	100%	100%		100%		
2. Percentage of accredited graduate programs		47%	47%	47%	47%	47.00%	59%	40%	47%		48.66%		
RESEARCH PROGRAM	3202000000000000												
OO : Higher education research improved to promote economic productivity and innovation Outcome Indicator(s)													
1. Number of research outputs in the last three years utilized by the industry or by other beneficiaries								2			2		
Output Indicator(s)													
1. Number of research outputs completed within the year		21	15	20	10	66	26	16	12		54		This is the accomplishment as of September 2024. The actual number of completed research projects in Q3 falls below the target because some projects from this quarter will be completed in Q4 of the current fiscal year.
2. Percentage of research outputs published in internationally-refereed or CHED recognized journal within the year		5%	20%	17%	10%	52.00%	3.33%	6.33%	35%		44.66%		This is the accomplishment as of September 2024. The actual achievement in Q2 falls below the target because some of the expected publications for Q2 (manuscripts accepted, articles in press) were delayed in their publication and are likely to be published in the next quarter of 2024.
TECHNICAL ADVISORY EXTENSION PROGRAM	3301000000000000												
OO : Community engagement increased Outcome Indicator(s)													
1. Number of active partnerships with LGUs, industries, NGOs, NGAs, SMEs, and other stakeholders as a result of extension activities		10	10	10	8	38	31	20	44		95		
Output Indicator(s)													
1. Number of trainees weighted by the length of training		200	400	400	100	1,100	86	378	319		781		
2. Number of extension programs organized and supported consistent with the SUC's mandated and priority programs		8	12	13	5	38	28	13	9		50		
3. Percentage of beneficiaries who rate the training course/s as satisfactory													

Department : State Universities and Colleges (SUCs)
 Agency/Entity : Philippine Normal University
 Operating Unit : < not applicable >
 Organization Code (UACS) : 08 003 0000000

Particulars	UACS CODE	Physical Target (Budget Year)					Physical Accomplishment (Budget Year)					Variance as of September 30, 2024	Remarks
		1st Quarter	2nd Quarter	3rd Quarter	4th Quarter	Total	1st Quarter	2nd Quarter	3rd Quarter	4th Quarter	Total		
1 or higher in terms of quality and relevance	2	3	4	5	6	7	8	9	10	11	12	13	14
		100%	100%	100%	100%	100.00%	70%	100%	100%		60%		

Prepared By:

maria ruth m. r. zalado
 MARIA RUTH M. R. ZALADO

Director, Planning Office

Date: October 29, 2024 05:45 PM

In coordination with:

florance a. alljos
 FLORANCE A. ALLJOS

Head Budget Unit

Date: October 29, 2024 06:45 PM

Recommending approval By:

lordino a. vergara
 LORDINO A. VERGARA, DPD

Vice President for Finance and Administration

Date: October 30, 2024 02:16 PM

Approved By:


bernard tuga
 BERNARD TUGA, PHD.

President

Date: October 30, 2024 02:18 PM

This report was generated using the Unified Reporting System on October 30, 2024 3:06 PM, Status: SUBMITTED

Page 3 of 3



QUARTERLY PHYSICAL REPORT OF OPERATION
As of December 31, 2024

Department : State Universities and Colleges (SUCs)
Agency/Entity : Philippine Normal University
Operating Unit : < not applicable >
Organization Code (UACS) : 08 003 0000000

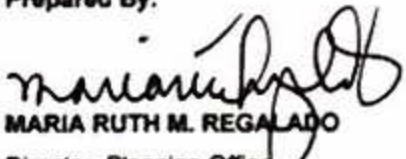
Particulars	UACS CODE	Physical Target (Budget Year 2024)					Physical Accomplishment (Budget Year 2024)					Variance as of December 31, 2024	Remarks
		1st Quarter	2nd Quarter	3rd Quarter	4th Quarter	Total	1st Quarter	2nd Quarter	3rd Quarter	4th Quarter	Total		
1	2	3	4	5	6	7	8	9	10	11	12	13	14
HIGHER EDUCATION PROGRAM	310100000000000												
OO : Relevant and quality tertiary education ensured to achieve inclusive growth and access of poor but deserving students to quality tertiary education increased													
Outcome Indicator(s)													
1. Percentage of first-time licensure exam takers that pass the licensure exams		90%	0%	0%	90%	90.00%	0%	99.61%	0%	98.87%	99.24%		
2. Percentage of graduates (2 years prior) that are employed		30%	20%	20%	15%	85.00%	51%	30.01%	4.99%	5.50%	91.50%		Exceeded target was due to the cumulative nature of tracking employment across multiple quarter, and that a continuous and sustained employment trend rather than a single-quarter surge, reflecting the effectiveness of institutional efforts in graduate employability.
Output Indicator(s)													
1. Percentage of undergraduate students enrolled in CHED-identified and RDC-identified priority programs		100%	100%	100%	100%	100.00%	100%	100%	100%	100%	100.00%		
2. Percentage of undergraduate programs with accreditation		100%	100%	100%	100%	100.00%	87%	91%	91.33%	100%	100.00%		PNU campuses have progressively subjected their programs for accreditation each quarter, leading to a steady increase, as a result of concerted effort to meet accreditation standards, demonstrating a commitment to academic quality and continuous program development. (progressive computation)
ADVANCED EDUCATION PROGRAM	320100000000000												
OO : Higher education research improved to promote economic productivity and innovation													
Outcome Indicator(s)													
1. Percentage of graduate school faculty engaged in research work applied in any of the following:		100%	100%	100%	100%	100.00%	53%	98%	83.66%	100%	100%		Recent promotions of many faculty members to the professor level, where research engagement is a key requirement. (progressive computation)
a. pursuing advanced research degree programs (Ph.D.) or													
b. actively pursuing within the last three (3) years (investigative research, basic and													
applied scientific research, policy research,													
social science research) or													


Department : State Universities and Colleges (SUCs)
Agency/Entity : Philippine Normal University
Operating Unit : < not applicable >
Organization Code (UACS) : 08 003 0000000


Particulars	UACS CODE	Physical Target (Budget Year) 2024					Physical Accomplishment (Budget Year) 2024					Variance as of December 31, 2024	Remarks
		1st Quarter	2nd Quarter	3rd Quarter	4th Quarter	Total	1st Quarter	2nd Quarter	3rd Quarter	4th Quarter	Total		
1	2	3	4	5	6	7	8	9	10	11	12	13	14
c. producing technologies for commercialization or livelihood improvement or													
d. whose research work resulted in an extension program													
Output Indicator(s)													
1. Percentage of graduate students enrolled in research degree programs		100%	100%	100%	100%	100.00%	100%	100%	100%	100%	100.00%		
2. Percentage of accredited graduate programs		47%	47%	47%	47%	47%	59%	40%	47%	91.67%	91.67%		(cumulative computation)
RESEARCH PROGRAM	3202000000000000												
OO : Higher education research improved to promote economic productivity and innovation													
Outcome Indicator(s)													
1. Number of research outputs in the last three years utilized by the industry or by other beneficiaries													
Output Indicator(s)													
1. Number of research outputs completed within the year		21	15	20	10	66	26	16	12	20	74		A strong research momentum in early quarters; while the later quarters likely focused on finalizing, publishing, and presenting research findings.
2. Percentage of research outputs published in internationally-refereed or CHED recognized journal within the year		5%	20%	17%	10%	52.00%	3.33%	6.33%	35%	10%	54.66%		This is the accomplishment as of December 2024. The actual achievement in Q2 falls below the target because some of the expected publications for Q2 (manuscripts accepted, articles in press) were delayed in their publication and are likely to be published in the next quarter of 2024.
TECHNICAL ADVISORY EXTENSION PROGRAM	3301000000000000												
OO : Community engagement increased													
Outcome Indicator(s)													
1. Number of active partnerships with LGUs, industries, NGOs, NGAs, SMEs, and other stakeholders as a result of extension activities		10	10	10	8	38	31	20	44	44	44		There was a sustained effort in maintaining active partnerships throughout the year, with fluctuations likely due to renewals and adjustments in institutional collaborations.


Department : State Universities and Colleges (SUCs)
Agency/Entity : Philippine Normal University
Operating Unit : < not applicable >
Organization Code (UACS) : 08 003 0000000

Particulars	UACS CODE	Physical Target (Budget Year)					Physical Accomplishment (Budget Year)					Variance as of December 31, 2024	Remarks
		1st Quarter	2nd Quarter	3rd Quarter	4th Quarter	Total	1st Quarter	2nd Quarter	3rd Quarter	4th Quarter	Total		
1	2	3	4	5	6	7	8	9	10	11	12	13	14
Output Indicator(s)													
1. Number of trainees weighted by the length of training		200	400	400	100	1,100	86	376	319	319	1,100		
2. Number of extension programs organized and supported consistent with the SUC's mandated and priority programs		8	12	13	5	38	28	13	9	6	56		
3. Percentage of beneficiaries who rate the training course/s as satisfactory or higher in terms of quality and relevance		100%	100%	100%	100%	100.00%	100%	100%	100%	100%	100%		The data in Q1 shows that 70% of trainees rated the training as "Satisfactory" based on the instrument's design, while the remaining 30% rated it as "Very Satisfactory" (VS). We clarified with the DBM whether the instrument was specifically seeking only the Satisfactory rating or if Very Satisfactory could also be considered. We were informed that the expectation was for trainees to rate at least Satisfactory, which includes those who rated it as Very Satisfactory. In response, for the next three quarters, we included the results from Satisfactory to Very Satisfactory. (cumulative computation)

Prepared By:

MARIA RUTH M. REGALADO
Director, Planning Office
Date: January 28, 2025 08:14 PM

In coordination with:

FLORENCE A. ALLEJOS
Head, Budget Unit
Date: January 28, 2025 08:14 PM

In coordination with:

LORDINIO A. VERGARA
Vice President for Finance and Administration
Date: January 28, 2025 08:14 PM

Approved By:

BERY J. TUGA, PHD.
President
Date: January 30, 2025 04:06 PM