


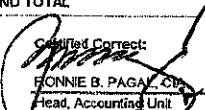
Classification/Sources of Revenue and Other Receipts	UACS CODE	REVENUE TARGET (Annual) per BESF	Actual Revenue and Other Receipts Collections					Cumulative Remittance/Deposits to Date			Variance		Remarks
			1st Quarter Ending March 31	2nd Quarter Ending June 30	3rd Quarter Ending September 30	4th Quarter Ending December 31	Total	Remittance to BTr	Deposited with AGDB	Total	Amount	%	
1	2	3	4	5	6	7	8=(4+5+6+7)	9	10	11=(9+10)	12=(8-3)	13=(12/3)	14
Internally Generated Funds		80,807,000.00	22,900,024.33	17,586,272.20	46,883,165.47	0.00	87,349,462.00	0.00	22,900,024.33	22,900,024.33	6,542,462.00	8 %	
Revenue Collections		79,542,000.00	22,513,253.42	16,942,249.60	45,747,117.61	0.00	85,202,620.63	0.00	22,513,253.42	22,513,253.42	5,660,620.63	7 %	
Cash Revenue		79,542,000.00	22,513,253.42	16,942,249.60	45,747,117.61	0.00	85,202,620.63	0.00	22,513,253.42	22,513,253.42	5,660,620.63	7 %	
Not Applicable		79,542,000.00	22,513,253.42	16,942,249.60	45,747,117.61	0.00	85,202,620.63	0.00	22,513,253.42	22,513,253.42	5,660,620.63	7 %	
Tuition Fees	4020201001	27,033,000.00	7,827,339.45	3,854,689.72	8,668,392.69	0.00	20,450,421.86	0.00	7,827,339.45	7,827,339.45	(6,582,578.14)	-24 %	
Income Collected from Students	4020201002	11,411,000.00	2,517,945.00	1,848,366.05	2,845,115.00	0.00	7,211,425.05	0.00	2,517,945.00	2,517,945.00	(4,199,574.95)	-37 %	
Income from Other Sources	4020201003	18,428,000.00	4,190,862.80	3,125,776.78	23,634,782.13	0.00	30,951,421.71	0.00	4,190,862.80	4,190,862.80	12,523,421.71	68 %	
Other School Fees	4020201099	9,914,000.00	2,740,940.17	1,659,812.80	3,121,015.84	0.00	7,521,768.81	0.00	2,740,940.17	2,740,940.17	(2,392,231.19)	-24 %	
Rent/Lease Income	4020205000	1,440,000.00	515,300.00	398,500.00	561,800.00	0.00	1,475,600.00	0.00	515,300.00	515,300.00	35,600.00	2 %	
Income from Hostels/Dormitories and other Like facilities	4020213000	4,341,000.00	2,063,932.00	3,403,155.75	3,075,964.95	0.00	8,543,052.70	0.00	2,063,932.00	2,063,932.00	4,202,052.70	97 %	
Other Business Income	4020299099	6,975,000.00	2,656,934.00	2,551,949.50	3,840,047.00	0.00	9,048,930.50	0.00	2,656,934.00	2,656,934.00	2,073,930.50	30 %	
Non-Revenue Collections/Other Receipts		1,265,000.00	386,770.91	624,022.60	1,136,047.86	0.00	2,146,841.37	0.00	386,770.91	386,770.91	881,841.37	70 %	
Cash Receipts		1,265,000.00	386,770.91	624,022.60	1,136,047.86	0.00	2,146,841.37	0.00	386,770.91	386,770.91	881,841.37	70 %	
Not Applicable		1,265,000.00	386,770.91	624,022.60	1,136,047.86	0.00	2,146,841.37	0.00	386,770.91	386,770.91	881,841.37	70 %	
Cash - Collecting Officers	1010101000	800,000.00	269,292.15	143,958.00	190,442.43	0.00	603,692.58	0.00	269,292.15	269,292.15	(196,307.42)	-25 %	
Accounts Receivable	1030101000	400,000.00	117,478.76	480,064.60	945,605.43	0.00	1,543,148.79	0.00	117,478.76	117,478.76	1,143,148.79	286 %	
Receivables - Disallowances/Charges	1030501000	65,000.00	0.00	0.00	0.00	0.00	0.00	0.00	0.00	0.00	(65,000.00)	-100 %	
GRAND TOTAL		80,807,000.00	22,900,024.33	17,586,272.20	46,883,165.47	0.00	87,349,462.00	0.00	22,900,024.33	22,900,024.33	6,542,462.00	8 %	


Approved By: 
BERT J. TUGA, PH.D.
President
Date: October 29, 2024 03:18 PM

QUARTERLY REPORT OF REVENUE AND OTHER RECEIPTS
As at the Quarter Ending September 30, 2024

Department : State Universities and Colleges (SUCs)
Agency/Entity : Philippine Normal University
Operating Unit : < not applicable >
Organization Code (UACS) : 08 003 0000000
Fund Cluster : 07 - Trust Receipts


Classification/Sources of Revenue and Other Receipts	UACS CODE	REVENUE TARGET (Annual) per BESF	Actual Revenue and Other Receipts Collections					Cumulative Remittance/Deposits to Date			Variance		Remarks
			1st Quarter Ending March 31	2nd Quarter Ending June 30	3rd Quarter Ending September 30	4th Quarter Ending December 31	Total	Remittance to BTr	Deposited with AGDB	Total	Amount	%	
1	2	3	4	5	6	7	8=(4+5+6+7)	9	10	11=(9+10)	12=(8-3)	13=(12/3)	14
Trust Receipts		91,928,000.00	2,424,877.13	17,047,787.00	65,176,774.79	0.00	84,649,438.92	0.00	2,424,877.13	2,424,877.13	(7,278,561.08)	-8 %	
Trust Receipts Deposited with Authorized Government Depository Banks (AGDB)		91,928,000.00	2,424,877.13	17,047,787.00	65,176,774.79	0.00	84,649,438.92	0.00	2,424,877.13	2,424,877.13	(7,278,561.08)	-8 %	
Due to NGAs		60,000,000.00	1,512,087.13	6,795,627.81	61,149,285.80	0.00	69,457,000.74	0.00	1,512,087.13	1,512,087.13	9,457,000.74	16 %	
Trust Liabilities		28,000,000.00	912,790.00	9,497,253.04	4,762,395.14	0.00	15,192,438.18	0.00	912,790.00	912,790.00	(12,807,561.82)	-46 %	
Due to GOCCs		3,928,000.00	0.00	754,906.15	(754,906.15)	0.00	0.00	0.00	0.00	0.00	(3,928,000.00)	-100 %	
GRAND TOTAL		91,928,000.00	2,424,877.13	17,047,787.00	65,176,774.79	0.00	84,649,438.92	0.00	2,424,877.13	2,424,877.13	(7,278,561.08)	-8 %	

Certified Correct:

BONNIE B. PAGAT, CPA
Head, Accounting Unit
Date: October 29, 2024 02:50 PM

Certified Correct:

HARSON A. ULICANGA, CPA
Director, Financial Management Office
Date: October 29, 2024 02:50 PM

Recommending Approval By:

LORDINIO A. VERGARA, OPD.
Vice President for Finance and Administration
Date: 

Approved By:

BERT A. RUGA, PH.D.
President
Date: October 29, 2024 03:18 PM