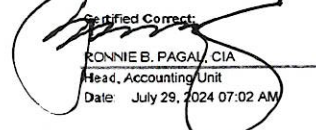
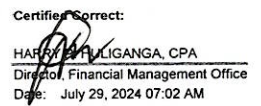



QUARTERLY REPORT OF REVENUE AND OTHER RECEIPTS
As at the Quarter Ending June 30, 2024


Department : State Universities and Colleges (SUCs)
Agency/Entity : Philippine Normal University
Operating Unit : < not applicable >
Organization Code (UACS) : 08 003 0000000
Fund Cluster : 05 - Internally Generated Funds

Classification/Sources of Revenue and Other Receipts	UACS CODE	REVENUE TARGET (Annual) per BESF	Actual Revenue and Other Receipts Collections					Cumulative Remittance/Deposits to Date			Variance		Remarks
			1st Quarter Ending March 31	2nd Quarter Ending June 30	3rd Quarter Ending September 30	4th Quarter Ending December 31	Total	Remittance to BTr	Deposited with AGDB	Total	Amount	%	
1	2	3	4	5	6	7	8=(4+5+6+7)	9	10	11=(9+10)	12=(8-3)	13=(12/3)	14
Internally Generated Funds		80,807,000.00	22,900,024.33	17,566,272.20	0.00	0.00	40,466,296.53	0.00	22,900,024.33	22,900,024.33	(40,340,703.47)	-50 %	
Revenue Collections		79,542,000.00	22,513,253.42	16,942,249.60	0.00	0.00	39,455,503.02	0.00	22,513,253.42	22,513,253.42	(40,086,496.98)	-50 %	
Cash Revenue		79,542,000.00	22,513,253.42	16,942,249.60	0.00	0.00	39,455,503.02	0.00	22,513,253.42	22,513,253.42	(40,086,496.98)	-50 %	
Not Applicable		79,542,000.00	22,513,253.42	16,942,249.60	0.00	0.00	39,455,503.02	0.00	22,513,253.42	22,513,253.42	(40,086,496.98)	-50 %	
Tuition Fees	4020201001	27,033,000.00	7,827,339.45	3,954,689.72	0.00	0.00	11,782,029.17	0.00	7,827,339.45	7,827,339.45	(15,250,970.83)	-56 %	
Income Collected from Students	4020201002	11,411,000.00	2,517,945.00	1,848,365.05	0.00	0.00	4,366,310.05	0.00	2,517,945.00	2,517,945.00	(7,044,689.95)	-62 %	
Income from Other Sources	4020201003	18,428,000.00	4,190,862.80	3,125,776.78	0.00	0.00	7,316,639.58	0.00	4,190,862.80	4,190,862.80	(11,111,360.42)	-60 %	
Other School Fees	4020201099	9,914,000.00	2,740,940.17	1,659,812.80	0.00	0.00	4,400,752.97	0.00	2,740,940.17	2,740,940.17	(5,513,247.03)	-56 %	
Rent/Lease Income	4020205000	1,440,000.00	515,300.00	398,500.00	0.00	0.00	913,800.00	0.00	515,300.00	515,300.00	(526,200.00)	-37 %	
Income from Hostels/Dormitories and other Like facilities	4020213000	4,341,000.00	2,063,932.00	3,403,155.75	0.00	0.00	5,467,087.75	0.00	2,063,932.00	2,063,932.00	1,126,087.75	26 %	
Other Business Income	4020299099	6,975,000.00	2,656,934.00	2,551,949.50	0.00	0.00	5,208,883.50	0.00	2,656,934.00	2,656,934.00	(1,766,116.50)	-25 %	
Non-Revenue Collections/Other Receipts		1,265,000.00	386,770.91	624,022.60	0.00	0.00	1,010,793.51	0.00	386,770.91	386,770.91	(254,206.49)	-20 %	
Cash Receipts		1,265,000.00	386,770.91	624,022.60	0.00	0.00	1,010,793.51	0.00	386,770.91	386,770.91	(254,206.49)	-20 %	
Not Applicable		1,265,000.00	386,770.91	624,022.60	0.00	0.00	1,010,793.51	0.00	386,770.91	386,770.91	(254,206.49)	-20 %	
Cash - Collecting Officers	1010101000	800,000.00	269,292.15	143,958.00	0.00	0.00	413,250.15	0.00	269,292.15	269,292.15	(386,749.85)	-48 %	
Accounts Receivable	1030101000	400,000.00	117,478.76	480,064.60	0.00	0.00	597,543.36	0.00	117,478.76	117,478.76	197,543.36	49 %	
Receivables - Disallowances/Charges	1030501000	65,000.00	0.00	0.00	0.00	0.00	0.00	0.00	0.00	0.00	(65,000.00)	-100 %	
GRAND TOTAL		80,807,000.00	22,900,024.33	17,566,272.20	0.00	0.00	40,466,296.53	0.00	22,900,024.33	22,900,024.33	(40,340,703.47)	-50 %	

Certified Correct:

RONNIE B. PAGAL, CIA
Head, Accounting Unit
Date: July 29, 2024 07:02 AM

Certified Correct:

HARRY M. PULIGANGA, CPA
Director, Financial Management Office
Date: July 29, 2024 07:02 AM


Recommending Approval By:

LORDINICA VERGARA, DPD.
Vice President for Finance and Administration
Date:


Approved By:

BERT J. TUGA, PH.D.
President
Date: July 29, 2024 09:05 PM

QUARTERLY REPORT OF REVENUE AND OTHER RECEIPTS
As at the Quarter Ending June 30, 2024

Department : State Universities and Colleges (SUCs)
 Agency/Entity : Philippine Normal University
 Operating Unit : < not applicable >
 Organization Code (UACS) : 08 003 0000000
 Fund Cluster : 07 - Trust Receipts


Classification/Sources of Revenue and Other Receipts	UACS CODE	REVENUE TARGET (Annual) per BESF	Actual Revenue and Other Receipts Collections					Cumulative Remittance/Deposits to Date			Variance		Remarks
			1st Quarter Ending March 31	2nd Quarter Ending June 30	3rd Quarter Ending September 30	4th Quarter Ending December 31	Total	Remittance to BTr	Deposited with AGDB	Total	Amount	%	
1	2	3	4	5	6	7	8=(4+5+6+7)	9	10	11=(9+10)	12=(8-3)	13=(12/3)	14
Trust Receipts		91,928,000.00	2,424,877.13	17,047,787.00	0.00	0.00	19,472,664.13	0.00	2,424,877.13	2,424,877.13	(72,455,335.87)	-79 %	
Trust Receipts Deposited with Authorized Government Depository Banks (AGDB)		91,928,000.00	2,424,877.13	17,047,787.00	0.00	0.00	19,472,664.13	0.00	2,424,877.13	2,424,877.13	(72,455,335.87)	-79 %	
Due to NGAs		60,000,000.00	1,512,087.13	6,795,627.81	0.00	0.00	8,307,714.94	0.00	1,512,087.13	1,512,087.13	(51,692,285.06)	-86 %	
Trust Liabilities		28,000,000.00	912,790.00	9,497,253.04	0.00	0.00	10,410,043.04	0.00	912,790.00	912,790.00	(17,589,956.96)	-63 %	
Due to GOCCs		3,928,000.00	0.00	754,906.15	0.00	0.00	754,906.15	0.00	0.00	0.00	(3,173,093.85)	-81 %	
GRAND TOTAL		91,928,000.00	2,424,877.13	17,047,787.00	0.00	0.00	19,472,664.13	0.00	2,424,877.13	2,424,877.13	(72,455,335.87)	-79 %	

Certified Correct:

 RONNIE B. PAGAL, CIA
 Head, Accounting Unit
 Date: July 29, 2024 07:02 AM

Certified Correct:

 HARRY M. MANGANGA, CPA
 Director, Financial Management Office
 Date: July 29, 2024 07:02 AM

Recommending Approval By:

 LORDINIO A. VERGARA, DPD.
 Vice President for Finance and Administration
 Date:

Approved By:

 BERT J. TUGA, PH.D.
 President
 Date: July 29, 2024 09:05 PM