

QUARTERLY PHYSICAL REPORT OF OPERATION
As of June 30, 2024

Department : State Universities and Colleges (SUCs)
Agency/Entity : Philippine Normal University
Operating Unit : < not applicable >
Organization Code (UACS) : 08 003 0000000

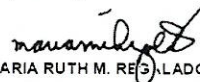
Particulars	UACS CODE	Physical Target (Budget Year)					Physical Accomplishment (Budget Year)					Variance as of June 30, 2024	Remarks
		1st Quarter	2nd Quarter	3rd Quarter	4th Quarter	Total	1st Quarter	2nd Quarter	3rd Quarter	4th Quarter	Total		
1	2	3	4	5	6	7	8	9	10	11	12	13	14
HIGHER EDUCATION PROGRAM	310100000000000												
OO : Relevant and quality tertiary education ensured to achieve inclusive growth and access of poor but deserving students to quality tertiary education increased													
Outcome Indicator(s)													
1. Percentage of first-time licensure exam takers that pass the licensure exams		90%	0%	0%	90%	90.00%		99.61%			99.61%		
2. Percentage of graduates (2 years prior) that are employed		30%	20%	20%	15%	85.00%	51%	30.01%			81.01%		Tracer Study results from 3 campuses are yet to be updated/analyzed. Graduation happens in Q3. Employment data is expected to come in by Q4.
Output Indicator(s)													
1. Percentage of undergraduate students enrolled in CHED-identified and RDC-identified priority programs		100%	100%	100%	100%	100.00%	100%	100%			100.00%		
2. Percentage of undergraduate programs with accreditation		100%	100%	100%	100%	100.00%	87%	91%					Accreditation of some undergraduate programs are scheduled in Q3.
ADVANCED EDUCATION PROGRAM	320100000000000												
OO : Higher education research improved to promote economic productivity and innovation													
Outcome Indicator(s)													
1. Percentage of graduate school faculty engaged in research work applied in any of the following:		100%	100%	100%	100%	100.00%	53%	98%					
a. pursuing advanced research degree programs (Ph.D.) or													
b. actively pursuing within the last three (3) years (investigative research, basic and applied scientific research, policy research, social science research) or													
c. producing technologies for													

Particulars	UACS CODE	Physical Target (Budget Year)					Physical Accomplishment (Budget Year)					Variance as of June 30, 2024	Remarks
		1st Quarter	2nd Quarter	3rd Quarter	4th Quarter	Total	1st Quarter	2nd Quarter	3rd Quarter	4th Quarter	Total		
1	2	3	4	5	6	7	8	9	10	11	12	13	14
commercialization or livelihood improvement or													
d. whose research work resulted in an extension program													
Output Indicator(s)													
1. Percentage of graduate students enrolled in research degree programs		100%	100%	100%	100%	100.00%	100%	100%			100%		
2. Percentage of accredited graduate programs		47%	47%	47%	47%	47.00%	59%	40%			99%		PNU Visayas 2 graduate programs are currently under review, results to be released by Q4.
RESEARCH PROGRAM	320200000000000												
OO : Higher education research improved to promote economic productivity and innovation													
Outcome Indicator(s)													
1. Number of research outputs in the last three years utilized by the industry or by other beneficiaries								2			2		
Output Indicator(s)													
1. Number of research outputs completed within the year		21	15	20	10	66	26	16			42		
2. Percentage of research outputs published in internationally-refereed or CHED recognized journal within the year		5%	20%	17%	10%	52.00%	3.33%	6.33%			9.66%		This is the accomplishment as of June 2024. The actual achievement in Q2 falls below the target because some of the expected publications for Q2 (manuscript accepted, articles in press) were delayed in their publication and are likely to be published in the next quarter of 2024.
TECHNICAL ADVISORY EXTENSION PROGRAM	330100000000000												
OO : Community engagement increased													
Outcome Indicator(s)													
1. Number of active partnerships with LGUs, industries, NGOs, NGAs, SMEs, and other stakeholders as a result of extension activities		10	10	10	8	38	31	20			51		


Particulars	UACS CODE	Physical Target (Budget Year)					Physical Accomplishment (Budget Year)					Variance as of June 30, 2024	Remarks
		1st Quarter	2nd Quarter	3rd Quarter	4th Quarter	Total	1st Quarter	2nd Quarter	3rd Quarter	4th Quarter	Total		
1	2	3	4	5	6	7	8	9	10	11	12	13	14
Output Indicator(s)													
1. Number of trainees weighted by the length of training		200	400	400	100	1,100	86	376			462		
2. Number of extension programs organized and supported consistent with the SUC's mandated and priority programs		8	12	13	5	38	28	13			41		
3. Percentage of beneficiaries who rate the training course/s as satisfactory or higher in terms of quality and relevance		100%	100%	100%	100%	100.00%	70%	100%					

This report was generated using the Unified Reporting System on July 30, 2024 7:07 PM; Status : SUBMITTED



Prepared By:


MARIA RUTH M. REYES-LADO
Director, Planning Office
Date: July 30, 2024 11:13 AM


In coordination with:


FLORENCE A. ALLEJOS
Head, Budget Unit
Date: July 30, 2024 11:13 AM

Recommending Approval:


LORDINO A. VERGARA, DPD.
Vice President for Finance and Administration
Date: July 30, 2024 11:13 AM 

Approved By:


BERT J. TUGA, PHD.
President
Date: July 30, 2024 07:04 PM