

STATEMENT OF APPROPRIATIONS, ALLOTMENTS, OBLIGATIONS, DISBURSEMENTS AND BALANCES
As at the Quarter Ending March 31, 2024

Department : State Universities and Colleges (SUCs)
 Agency/Entity : Philippine Normal University
 Operating Unit : < not applicable >
 Organization Code (UACS) : 08 003 0000000
 Fund Cluster : 01 - Regular Agency Fund

	Current Year Appropriations
	Supplemental Appropriations
X	Continuing Appropriations

(e.g. UACS Fund Cluster: 01-Regular Agency Fund, 02-Foreign Assisted Projects Fund, 03-Special Account-Locally Funded/Domestic Grants Fund, and 04-Special Account-Foreign Assisted/Foreign Grants Fund)

Particulars	UACS CODE	Appropriations			Allotments						Current Year Obligations				Total
		Authorized Appropriations	Adjustments (Transfer To/From, Modifications/ Augmentations)	Adjusted Appropriations	Allotments		Adjustments (Reductions, Modifications/ Augmentations)	Transfer To	Transfer From	Adjusted Allotments	1st Quarter Ending March 31	2nd Quarter Ending June 30	3rd Quarter Ending September 30	4th Quarter Ending December 31	
					SARO	Unobligated									
1	2	3	4	5=(3+4)	6	7	8	9	10	11=[(6+7+(-)8)-9+10]	12	13	14	15	16=(12+13+14+15)
Unobligated Allotment		0.00	0.00	0.00	0.00	4,809,042.48	0.00	0.00	0.00	4,809,042.48	31,000.00	0.00	0.00	0.00	31,000.00
I. Agency Specific Budget		0.00	0.00	0.00	0.00	4,809,042.48	0.00	0.00	0.00	4,809,042.48	31,000.00	0.00	0.00	0.00	31,000.00
General Administration and Support	1000000000000000	0.00	0.00	0.00	0.00	235,632.99	0.00	0.00	0.00	235,632.99	0.00	0.00	0.00	0.00	0.00
General Management and Supervision	100000100001000	0.00	0.00	0.00	0.00	235,632.99	0.00	0.00	0.00	235,632.99	0.00	0.00	0.00	0.00	0.00
MOOE		0.00	0.00	0.00	0.00	235,632.99	0.00	0.00	0.00	235,632.99	0.00	0.00	0.00	0.00	0.00
Sub-Total, General Administration and Support		0.00	0.00	0.00	0.00	235,632.99	0.00	0.00	0.00	235,632.99	0.00	0.00	0.00	0.00	0.00
PS		0.00	0.00	0.00	0.00	0.00	0.00	0.00	0.00	0.00	0.00	0.00	0.00	0.00	0.00
MOOE		0.00	0.00	0.00	0.00	235,632.99	0.00	0.00	0.00	235,632.99	0.00	0.00	0.00	0.00	0.00
FinEx (if Applicable)		0.00	0.00	0.00	0.00	0.00	0.00	0.00	0.00	0.00	0.00	0.00	0.00	0.00	0.00
CO		0.00	0.00	0.00	0.00	0.00	0.00	0.00	0.00	0.00	0.00	0.00	0.00	0.00	0.00
Support to Operations	2000000000000000	0.00	0.00	0.00	0.00	15,595.16	0.00	0.00	0.00	15,595.16	0.00	0.00	0.00	0.00	0.00
Auxiliary Services	200000100001000	0.00	0.00	0.00	0.00	15,595.16	0.00	0.00	0.00	15,595.16	0.00	0.00	0.00	0.00	0.00
MOOE		0.00	0.00	0.00	0.00	15,595.16	0.00	0.00	0.00	15,595.16	0.00	0.00	0.00	0.00	0.00
Sub-Total, Support to Operations		0.00	0.00	0.00	0.00	15,595.16	0.00	0.00	0.00	15,595.16	0.00	0.00	0.00	0.00	0.00
PS		0.00	0.00	0.00	0.00	0.00	0.00	0.00	0.00	0.00	0.00	0.00	0.00	0.00	0.00
MOOE		0.00	0.00	0.00	0.00	15,595.16	0.00	0.00	0.00	15,595.16	0.00	0.00	0.00	0.00	0.00
FinEx (if Applicable)		0.00	0.00	0.00	0.00	0.00	0.00	0.00	0.00	0.00	0.00	0.00	0.00	0.00	0.00
CO		0.00	0.00	0.00	0.00	0.00	0.00	0.00	0.00	0.00	0.00	0.00	0.00	0.00	0.00
Operations	3000000000000000	0.00	0.00	0.00	0.00	4,557,814.33	0.00	0.00	0.00	4,557,814.33	31,000.00	0.00	0.00	0.00	31,000.00
OO : Relevant and quality tertiary education ensured to achieve inclusive growth and access of poor but deserving students to quality tertiary education increased		0.00	0.00	0.00	0.00	4,413,974.09	0.00	0.00	0.00	4,413,974.09	31,000.00	0.00	0.00	0.00	31,000.00
HIGHER EDUCATION PROGRAM		0.00	0.00	0.00	0.00	4,413,974.09	0.00	0.00	0.00	4,413,974.09	31,000.00	0.00	0.00	0.00	31,000.00
Provision of Higher Education Services	310100100002000	0.00	0.00	0.00	0.00	363,865.20	0.00	0.00	0.00	363,865.20	0.00	0.00	0.00	0.00	0.00
MOOE		0.00	0.00	0.00	0.00	363,865.20	0.00	0.00	0.00	363,865.20	0.00	0.00	0.00	0.00	0.00
Locally-Funded Project(s)		0.00	0.00	0.00	0.00	4,050,108.89	0.00	0.00	0.00	4,050,108.89	31,000.00	0.00	0.00	0.00	31,000.00
Capacity Development on Futures Thinking and Strategic Foresight	310100200019000	0.00	0.00	0.00	0.00	2,000,000.00	0.00	0.00	0.00	2,000,000.00	0.00	0.00	0.00	0.00	0.00
MOOE		0.00	0.00	0.00	0.00	2,000,000.00	0.00	0.00	0.00	2,000,000.00	0.00	0.00	0.00	0.00	0.00
Higher Education Research and Innovation Project	310100200024000	0.00	0.00	0.00	0.00	2,050,108.89	0.00	0.00	0.00	2,050,108.89	31,000.00	0.00	0.00	0.00	31,000.00
MOOE		0.00	0.00	0.00	0.00	2,050,108.89	0.00	0.00	0.00	2,050,108.89	31,000.00	0.00	0.00	0.00	31,000.00

Department : State Universities and Colleges (SUCs)
 Agency/Entity : Philippine Normal University
 Operating Unit : < not applicable >
 Organization Code (UACS) : 08 003 0000000
 Fund Cluster : 01 - Regular Agency Fund

	Current Year Appropriations
	Supplemental Appropriations
X	Continuing Appropriations

(e.g. UACS Fund Cluster: 01-Regular Agency Fund, 02-Foreign Assisted Projects Fund, 03-Special Account-Locally Funded/Domestic Grants Fund, and 04-Special Account-Foreign Assisted/Foreign Grants Fund)

Particulars	UACS CODE	Appropriations			Allotments						Current Year Obligations				Total
		Authorized Appropriations	Adjustments (Transfer To/From, Modifications/ Augmentations)	Adjusted Appropriations	Allotments		Adjustments (Reductions, Modifications/ Augmentations)	Transfer To	Transfer From	Adjusted Allotments	1st Quarter Ending March 31	2nd Quarter Ending June 30	3rd Quarter Ending September 30	4th Quarter Ending December 31	
					SARO	Unobligated									
1	2	3	4	5=(3+4)	6	7	8	9	10	11=[(6+7+(-)8)-9+10]	12	13	14	15	16=(12+13+14+15)
OO : Higher education research improved to promote economic productivity and innovation		0.00	0.00	0.00	0.00	55,638.24	0.00	0.00	0.00	55,638.24	0.00	0.00	0.00	0.00	0.00
ADVANCED EDUCATION PROGRAM		0.00	0.00	0.00	0.00	2,500.00	0.00	0.00	0.00	2,500.00	0.00	0.00	0.00	0.00	0.00
Provision of Advanced Education Services	320100100001000	0.00	0.00	0.00	0.00	2,500.00	0.00	0.00	0.00	2,500.00	0.00	0.00	0.00	0.00	0.00
MOOE		0.00	0.00	0.00	0.00	2,500.00	0.00	0.00	0.00	2,500.00	0.00	0.00	0.00	0.00	0.00
RESEARCH PROGRAM		0.00	0.00	0.00	0.00	53,138.24	0.00	0.00	0.00	53,138.24	0.00	0.00	0.00	0.00	0.00
Conduct of Research Services	320200100001000	0.00	0.00	0.00	0.00	53,138.24	0.00	0.00	0.00	53,138.24	0.00	0.00	0.00	0.00	0.00
MOOE		0.00	0.00	0.00	0.00	53,138.24	0.00	0.00	0.00	53,138.24	0.00	0.00	0.00	0.00	0.00
OO : Community engagement increased		0.00	0.00	0.00	0.00	88,202.00	0.00	0.00	0.00	88,202.00	0.00	0.00	0.00	0.00	0.00
TECHNICAL ADVISORY EXTENSION PROGRAM		0.00	0.00	0.00	0.00	88,202.00	0.00	0.00	0.00	88,202.00	0.00	0.00	0.00	0.00	0.00
Provision of Extension Services	330100100001000	0.00	0.00	0.00	0.00	88,202.00	0.00	0.00	0.00	88,202.00	0.00	0.00	0.00	0.00	0.00
MOOE		0.00	0.00	0.00	0.00	88,202.00	0.00	0.00	0.00	88,202.00	0.00	0.00	0.00	0.00	0.00
Sub-Total, Operations		0.00	0.00	0.00	0.00	4,557,814.33	0.00	0.00	0.00	4,557,814.33	31,000.00	0.00	0.00	0.00	31,000.00
PS		0.00	0.00	0.00	0.00	0.00	0.00	0.00	0.00	0.00	0.00	0.00	0.00	0.00	0.00
MOOE		0.00	0.00	0.00	0.00	4,557,814.33	0.00	0.00	0.00	4,557,814.33	31,000.00	0.00	0.00	0.00	31,000.00
FinEx (if Applicable)		0.00	0.00	0.00	0.00	0.00	0.00	0.00	0.00	0.00	0.00	0.00	0.00	0.00	0.00
CO		0.00	0.00	0.00	0.00	0.00	0.00	0.00	0.00	0.00	0.00	0.00	0.00	0.00	0.00
Sub-Total, I. Agency Specific Budget		0.00	0.00	0.00	0.00	4,809,042.48	0.00	0.00	0.00	4,809,042.48	31,000.00	0.00	0.00	0.00	31,000.00
PS		0.00	0.00	0.00	0.00	0.00	0.00	0.00	0.00	0.00	0.00	0.00	0.00	0.00	0.00
MOOE		0.00	0.00	0.00	0.00	4,809,042.48	0.00	0.00	0.00	4,809,042.48	31,000.00	0.00	0.00	0.00	31,000.00
FinEx (if Applicable)		0.00	0.00	0.00	0.00	0.00	0.00	0.00	0.00	0.00	0.00	0.00	0.00	0.00	0.00
CO		0.00	0.00	0.00	0.00	0.00	0.00	0.00	0.00	0.00	0.00	0.00	0.00	0.00	0.00
GRAND TOTAL		0.00	0.00	0.00	0.00	4,809,042.48	0.00	0.00	0.00	4,809,042.48	31,000.00	0.00	0.00	0.00	31,000.00
PS		0.00	0.00	0.00	0.00	0.00	0.00	0.00	0.00	0.00	0.00	0.00	0.00	0.00	0.00
MOOE		0.00	0.00	0.00	0.00	4,809,042.48	0.00	0.00	0.00	4,809,042.48	31,000.00	0.00	0.00	0.00	31,000.00
FinEx (if Applicable)		0.00	0.00	0.00	0.00	0.00	0.00	0.00	0.00	0.00	0.00	0.00	0.00	0.00	0.00
CO		0.00	0.00	0.00	0.00	0.00	0.00	0.00	0.00	0.00	0.00	0.00	0.00	0.00	0.00
Recapitulation by OO:															
Unobligated Allotment		0.00	0.00	0.00	0.00	4,557,814.33	0.00	0.00	0.00	4,557,814.33	31,000.00	0.00	0.00	0.00	31,000.00
I. Agency Specific Budget		0.00	0.00	0.00	0.00	4,557,814.33	0.00	0.00	0.00	4,557,814.33	31,000.00	0.00	0.00	0.00	31,000.00
HIGHER EDUCATION PROGRAM		0.00	0.00	0.00	0.00	4,413,974.09	0.00	0.00	0.00	4,413,974.09	31,000.00	0.00	0.00	0.00	0.00
ADVANCED EDUCATION PROGRAM		0.00	0.00	0.00	0.00	2,500.00	0.00	0.00	0.00	2,500.00	0.00	0.00	0.00	0.00	0.00
RESEARCH PROGRAM		0.00	0.00	0.00	0.00	53,138.24	0.00	0.00	0.00	53,138.24	0.00	0.00	0.00	0.00	0.00
TECHNICAL ADVISORY EXTENSION PROGRAM		0.00	0.00	0.00	0.00	88,202.00	0.00	0.00	0.00	88,202.00	0.00	0.00	0.00	0.00	0.00

STATEMENT OF APPROPRIATIONS, ALLOTMENTS, OBLIGATIONS, DISBURSEMENTS AND BALANCES

As at the Quarter Ending March 31, 2024

Department : State Universities and Colleges (SUCs)
 Agency/Entity : Philippine Normal University
 Operating Unit : < not applicable >
 Organization Code (UACS) : 08 003 0000000
 Fund Cluster : 01 - Regular Agency Fund
 (e.g. UACS Fund Cluster: 01-Regular Agency Fund)

	Current Year Appropriations
	Supplemental Appropriations
X	Continuing Appropriations


Particulars	UACS CODE	Current Year Disbursements					Balances			
		1st Quarter Ending March 31	2nd Quarter Ending June 30	3rd Quarter Ending September 30	4th Quarter Ending December 31	Total	Unused Funds		Unpaid Obligations (16-21)=(24+25)	
		17	18	19	20	21=(17+18+19+20)	Unreleased Appropriations	Unobligated Allotments	Due and Demandable	Not Yet Due and Demandable
1	2	17	18	19	20	21=(17+18+19+20)	22=(5-11)	23=(11-16)	24	25
Unobligated Allotment		10,000.00	0.00	0.00	0.00	10,000.00	0.00	4,778,042.48	21,000.00	0.00
I. Agency Specific Budget		10,000.00	0.00	0.00	0.00	10,000.00	0.00	4,778,042.48	21,000.00	0.00
General Administration and Support	1000000000000000	0.00	0.00	0.00	0.00	0.00	0.00	235,632.99	0.00	0.00
General Management and Supervision	100000100001000	0.00	0.00	0.00	0.00	0.00	0.00	235,632.99	0.00	0.00
MOOE		0.00	0.00	0.00	0.00	0.00	0.00	235,632.99	0.00	0.00
Sub-Total, General Administration and Support		0.00	0.00	0.00	0.00	0.00	0.00	235,632.99	0.00	0.00
PS		0.00	0.00	0.00	0.00	0.00	0.00	0.00	0.00	0.00
MOOE		0.00	0.00	0.00	0.00	0.00	0.00	235,632.99	0.00	0.00
FinEx (if Applicable)		0.00	0.00	0.00	0.00	0.00	0.00	0.00	0.00	0.00
CO		0.00	0.00	0.00	0.00	0.00	0.00	0.00	0.00	0.00
Support to Operations	2000000000000000	0.00	0.00	0.00	0.00	0.00	0.00	15,595.16	0.00	0.00
Auxiliary Services	200000100001000	0.00	0.00	0.00	0.00	0.00	0.00	15,595.16	0.00	0.00
MOOE		0.00	0.00	0.00	0.00	0.00	0.00	15,595.16	0.00	0.00
Sub-Total, Support to Operations		0.00	0.00	0.00	0.00	0.00	0.00	15,595.16	0.00	0.00
PS		0.00	0.00	0.00	0.00	0.00	0.00	0.00	0.00	0.00
MOOE		0.00	0.00	0.00	0.00	0.00	0.00	15,595.16	0.00	0.00
FinEx (if Applicable)		0.00	0.00	0.00	0.00	0.00	0.00	0.00	0.00	0.00
CO		0.00	0.00	0.00	0.00	0.00	0.00	0.00	0.00	0.00
Operations	3000000000000000	10,000.00	0.00	0.00	0.00	10,000.00	0.00	4,526,814.33	21,000.00	0.00
OO : Relevant and quality tertiary education ensured to achieve inclusive growth and access of poor but deserving students to quality tertiary education increased		10,000.00	0.00	0.00	0.00	10,000.00	0.00	4,382,974.09	21,000.00	0.00
HIGHER EDUCATION PROGRAM		10,000.00	0.00	0.00	0.00	10,000.00	0.00	4,382,974.09	21,000.00	0.00
Provision of Higher Education Services	310100100002000	0.00	0.00	0.00	0.00	0.00	0.00	363,865.20	0.00	0.00
MOOE		0.00	0.00	0.00	0.00	0.00	0.00	363,865.20	0.00	0.00
Locally-Funded Project(s)		10,000.00	0.00	0.00	0.00	10,000.00	0.00	4,019,108.89	21,000.00	0.00
Capacity Development on Futures Thinking and Strategic Foresight	310100200019000	0.00	0.00	0.00	0.00	0.00	0.00	2,000,000.00	0.00	0.00
MOOE		0.00	0.00	0.00	0.00	0.00	0.00	2,000,000.00	0.00	0.00
Higher Education Research and Innovation Project	310100200024000	10,000.00	0.00	0.00	0.00	10,000.00	0.00	2,019,108.89	21,000.00	0.00
MOOE		10,000.00	0.00	0.00	0.00	10,000.00	0.00	2,019,108.89	21,000.00	0.00


Department : State Universities and Colleges (SUCs)
 Agency/Entity : Philippine Normal University
 Operating Unit : < not applicable >
 Organization Code (UACS) : 08 003 0000000
 Fund Cluster : 01 - Regular Agency Fund
 (e.g. UACS Fund Cluster: 01-Regular Agency Fund)

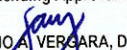
	Current Year Appropriations
	Supplemental Appropriations
X	Continuing Appropriations


Particulars	UACS CODE	Current Year Disbursements					Balances			
		1st Quarter Ending March 31	2nd Quarter Ending June 30	3rd Quarter Ending September 30	4th Quarter Ending December 31	Total	Unused Funds		Unpaid Obligations (16-21)=(24+25)	
							Unreleased Appropriations	Unobligated Allotments	Due and Demandable	Not Yet Due and Demandable
1	2	17	18	19	20	21=(17+18+19+20)	22=(5-11)	23=(11-16)	24	25
OO : Higher education research improved to promote economic productivity and innovation		0.00	0.00	0.00	0.00	0.00	0.00	55,638.24	0.00	0.00
ADVANCED EDUCATION PROGRAM		0.00	0.00	0.00	0.00	0.00	0.00	2,500.00	0.00	0.00
Provision of Advanced Education Services	320100100001000	0.00	0.00	0.00	0.00	0.00	0.00	2,500.00	0.00	0.00
MOOE		0.00	0.00	0.00	0.00	0.00	0.00	2,500.00	0.00	0.00
RESEARCH PROGRAM		0.00	0.00	0.00	0.00	0.00	0.00	53,138.24	0.00	0.00
Conduct of Research Services	320200100001000	0.00	0.00	0.00	0.00	0.00	0.00	53,138.24	0.00	0.00
MOOE		0.00	0.00	0.00	0.00	0.00	0.00	53,138.24	0.00	0.00
OO : Community engagement increased		0.00	0.00	0.00	0.00	0.00	0.00	88,202.00	0.00	0.00
TECHNICAL ADVISORY EXTENSION PROGRAM		0.00	0.00	0.00	0.00	0.00	0.00	88,202.00	0.00	0.00
Provision of Extension Services	330100100001000	0.00	0.00	0.00	0.00	0.00	0.00	88,202.00	0.00	0.00
MOOE		0.00	0.00	0.00	0.00	0.00	0.00	88,202.00	0.00	0.00
Sub-Total, Operations		10,000.00	0.00	0.00	0.00	10,000.00	0.00	4,526,814.33	21,000.00	0.00
PS		0.00	0.00	0.00	0.00	0.00	0.00	0.00	0.00	0.00
MOOE		10,000.00	0.00	0.00	0.00	10,000.00	0.00	4,526,814.33	21,000.00	0.00
FinEx (if Applicable)		0.00	0.00	0.00	0.00	0.00	0.00	0.00	0.00	0.00
CO		0.00	0.00	0.00	0.00	0.00	0.00	0.00	0.00	0.00
Sub-Total, I. Agency Specific Budget		10,000.00	0.00	0.00	0.00	10,000.00	0.00	4,778,042.48	21,000.00	0.00
PS		0.00	0.00	0.00	0.00	0.00	0.00	0.00	0.00	0.00
MOOE		10,000.00	0.00	0.00	0.00	10,000.00	0.00	4,778,042.48	21,000.00	0.00
FinEx (if Applicable)		0.00	0.00	0.00	0.00	0.00	0.00	0.00	0.00	0.00
CO		0.00	0.00	0.00	0.00	0.00	0.00	0.00	0.00	0.00
GRAND TOTAL		10,000.00	0.00	0.00	0.00	10,000.00	0.00	4,778,042.48	21,000.00	0.00
PS		0.00	0.00	0.00	0.00	0.00	0.00	0.00	0.00	0.00
MOOE		10,000.00	0.00	0.00	0.00	10,000.00	0.00	4,778,042.48	21,000.00	0.00
FinEx (if Applicable)		0.00	0.00	0.00	0.00	0.00	0.00	0.00	0.00	0.00
CO		0.00	0.00	0.00	0.00	0.00	0.00	0.00	0.00	0.00
Recapitulation by OO:										
Unobligated Allotment		10,000.00	0.00	0.00	0.00	10,000.00	0.00	4,526,814.33	21,000.00	0.00
I. Agency Specific Budget		10,000.00	0.00	0.00	0.00	10,000.00	0.00	4,526,814.33	21,000.00	0.00
HIGHER EDUCATION PROGRAM		10,000.00	0.00	0.00	0.00	10,000.00	0.00	4,382,974.09	21,000.00	0.00
ADVANCED EDUCATION PROGRAM		0.00	0.00	0.00	0.00	0.00	0.00	2,500.00	0.00	0.00
RESEARCH PROGRAM		0.00	0.00	0.00	0.00	0.00	0.00	53,138.24	0.00	0.00
TECHNICAL ADVISORY EXTENSION PROGRAM		0.00	0.00	0.00	0.00	0.00	0.00	88,202.00	0.00	0.00

This report was generated using the Unified Reporting System on May 3, 2024 2:18 PM; Status : SUBMITTED

Certified Correct:

FLORENCE A. ALAJEROS
 Head, Budget and Resource Planning Unit
 Date: April 28, 2024 04:10 PM

Certified Correct:

RONNIE B. PAGAL, CIA
 Head, Accounting Unit
 Date: April 28, 2024 04:10 PM

Recommending Approval By:

LORDINIO A. VERGARA, DPD.
 Vice-President for Finance and Administration
 Date: April 28, 2024 04:13 PM

Approved By:

BERT J. TUGA, PH.D.
 President
 Date: April 28, 2024 06:30 PM

STATEMENT OF APPROPRIATIONS, ALLOTMENTS, OBLIGATIONS, DISBURSEMENTS AND BALANCES
As at the Quarter Ending March 31, 2024

Department : State Universities and Colleges (SUCs)
 Agency/Entity : Philippine Normal University
 Operating Unit : < not applicable >
 Organization Code (UACS) : 08 003 0000000
 Fund Cluster : 01 - Regular Agency Fund

X	Current Year Appropriations
	Supplemental Appropriations
	Continuing Appropriations

(e.g. UACS Fund Cluster: 01-Regular Agency Fund, 02-Foreign Assisted Projects Fund, 03-Special Account-Locally Funded/Domestic Grants Fund, and 04-Special Account-Foreign Assisted/Foreign Grants Fund)

Particulars	UACS CODE	Appropriations			Allotments					Current Year Obligations				
		Authorized Appropriations	Adjustments (Transfer To/From, Modifications/ Augmentations)	Adjusted Appropriations	Allotments Received	Adjustments (Reductions, Modifications/ Augmentations)	Transfer To	Transfer From	Adjusted Allotments	1st Quarter Ending March 31	2nd Quarter Ending June 30	3rd Quarter Ending September 30	4th Quarter Ending December 31	Total
1	2	3	4	5=(3+4)	6	7	8	9	10=[(6+(-)7)-8+9]	11	12	13	14	15=(11+12+13+14)
I. Agency Specific Budget		928,474,000.00	(15,000,000.00)	913,474,000.00	743,504,000.00	(15,000,000.00)	0.00	0.00	728,504,000.00	145,142,098.67	0.00	0.00	0.00	145,142,098.67
General Administration and Support	1000000000000000	342,406,000.00	0.00	342,406,000.00	198,573,000.00	0.00	0.00	0.00	198,573,000.00	45,719,303.03	0.00	0.00	0.00	45,719,303.03
General Management and Supervision	100000100001000	197,940,000.00	0.00	197,940,000.00	197,940,000.00	0.00	0.00	0.00	197,940,000.00	45,530,097.64	0.00	0.00	0.00	45,530,097.64
PS		95,105,000.00	0.00	95,105,000.00	95,105,000.00	0.00	0.00	0.00	95,105,000.00	21,937,828.48	0.00	0.00	0.00	21,937,828.48
MOOE		102,835,000.00	0.00	102,835,000.00	102,835,000.00	0.00	0.00	0.00	102,835,000.00	23,592,269.16	0.00	0.00	0.00	23,592,269.16
Administration of Personnel Benefits	100000100002000	144,466,000.00	0.00	144,466,000.00	633,000.00	0.00	0.00	0.00	633,000.00	189,205.39	0.00	0.00	0.00	189,205.39
PS		144,466,000.00	0.00	144,466,000.00	633,000.00	0.00	0.00	0.00	633,000.00	189,205.39	0.00	0.00	0.00	189,205.39
Sub-Total, General Administration and Support		342,406,000.00	0.00	342,406,000.00	198,573,000.00	0.00	0.00	0.00	198,573,000.00	45,719,303.03	0.00	0.00	0.00	45,719,303.03
PS		239,571,000.00	0.00	239,571,000.00	95,738,000.00	0.00	0.00	0.00	95,738,000.00	22,127,033.87	0.00	0.00	0.00	22,127,033.87
MOOE		102,835,000.00	0.00	102,835,000.00	102,835,000.00	0.00	0.00	0.00	102,835,000.00	23,592,269.16	0.00	0.00	0.00	23,592,269.16
FinEx (if Applicable)		0.00	0.00	0.00	0.00	0.00	0.00	0.00	0.00	0.00	0.00	0.00	0.00	0.00
CO		0.00	0.00	0.00	0.00	0.00	0.00	0.00	0.00	0.00	0.00	0.00	0.00	0.00
Support to Operations	2000000000000000	25,420,000.00	0.00	25,420,000.00	25,420,000.00	0.00	0.00	0.00	25,420,000.00	2,621,897.04	0.00	0.00	0.00	2,621,897.04
Auxiliary Services	200000100001000	25,420,000.00	0.00	25,420,000.00	25,420,000.00	0.00	0.00	0.00	25,420,000.00	2,621,897.04	0.00	0.00	0.00	2,621,897.04
PS		13,775,000.00	0.00	13,775,000.00	13,775,000.00	0.00	0.00	0.00	13,775,000.00	2,425,135.49	0.00	0.00	0.00	2,425,135.49
MOOE		11,645,000.00	0.00	11,645,000.00	11,645,000.00	0.00	0.00	0.00	11,645,000.00	196,761.55	0.00	0.00	0.00	196,761.55
Sub-Total, Support to Operations		25,420,000.00	0.00	25,420,000.00	25,420,000.00	0.00	0.00	0.00	25,420,000.00	2,621,897.04	0.00	0.00	0.00	2,621,897.04
PS		13,775,000.00	0.00	13,775,000.00	13,775,000.00	0.00	0.00	0.00	13,775,000.00	2,425,135.49	0.00	0.00	0.00	2,425,135.49
MOOE		11,645,000.00	0.00	11,645,000.00	11,645,000.00	0.00	0.00	0.00	11,645,000.00	196,761.55	0.00	0.00	0.00	196,761.55
FinEx (if Applicable)		0.00	0.00	0.00	0.00	0.00	0.00	0.00	0.00	0.00	0.00	0.00	0.00	0.00
CO		0.00	0.00	0.00	0.00	0.00	0.00	0.00	0.00	0.00	0.00	0.00	0.00	0.00
Operations	3000000000000000	560,648,000.00	(15,000,000.00)	545,648,000.00	519,511,000.00	(15,000,000.00)	0.00	0.00	504,511,000.00	96,800,898.60	0.00	0.00	0.00	96,800,898.60
OO : Relevant and quality tertiary education ensured to achieve inclusive growth and access of poor but deserving students to quality tertiary education increased		457,347,000.00	(15,000,000.00)	442,347,000.00	416,210,000.00	(15,000,000.00)	0.00	0.00	401,210,000.00	76,524,567.25	0.00	0.00	0.00	76,524,567.25
HIGHER EDUCATION PROGRAM		457,347,000.00	(15,000,000.00)	442,347,000.00	416,210,000.00	(15,000,000.00)	0.00	0.00	401,210,000.00	76,524,567.25	0.00	0.00	0.00	76,524,567.25
Provision of Higher Education Services	310100100002000	398,210,000.00	0.00	398,210,000.00	398,210,000.00	0.00	0.00	0.00	398,210,000.00	76,524,567.25	0.00	0.00	0.00	76,524,567.25
PS		316,543,000.00	0.00	316,543,000.00	316,543,000.00	0.00	0.00	0.00	316,543,000.00	70,604,160.39	0.00	0.00	0.00	70,604,160.39
MOOE		66,667,000.00	0.00	66,667,000.00	66,667,000.00	0.00	0.00	0.00	66,667,000.00	5,920,406.86	0.00	0.00	0.00	5,920,406.86

This report was generated using the Unified Reporting System on April 30, 2024 6:29 PM; Status : SUBMITTED

Department : State Universities and Colleges (SUCs)
 Agency/Entity : Philippine Normal University
 Operating Unit : < not applicable >
 Organization Code (UACS) : 08 003 0000000
 Fund Cluster : 01 - Regular Agency Fund

X	Current Year Appropriations
	Supplemental Appropriations
	Continuing Appropriations

(e.g. UACS Fund Cluster: 01-Regular Agency Fund, 02-Foreign Assisted Projects Fund, 03-Special Account-Locally Funded/Domestic Grants Fund, and 04-Special Account-Foreign Assisted/Foreign Grants Fund)

Particulars	UACS CODE	Appropriations			Allotments					Current Year Obligations				Total
		Authorized Appropriations	Adjustments (Transfer To/From, Modifications/ Augmentations)	Adjusted Appropriations	Allotments Received	Adjustments (Reductions, Modifications/ Augmentations)	Transfer To	Transfer From	Adjusted Allotments	1st Quarter Ending March 31	2nd Quarter Ending June 30	3rd Quarter Ending September 30	4th Quarter Ending December 31	
1	2	3	4	5=(3+4)	6	7	8	9	10=[(6+)-(7)-8+9]	11	12	13	14	15=(11+12+13+14)
CO		15,000,000.00	0.00	15,000,000.00	15,000,000.00	0.00	0.00	0.00	15,000,000.00	0.00	0.00	0.00	0.00	0.00
Project(s)		59,137,000.00	(15,000,000.00)	44,137,000.00	18,000,000.00	(15,000,000.00)	0.00	0.00	3,000,000.00	0.00	0.00	0.00	0.00	0.00
Locally-Funded Project(s)		59,137,000.00	(15,000,000.00)	44,137,000.00	18,000,000.00	(15,000,000.00)	0.00	0.00	3,000,000.00	0.00	0.00	0.00	0.00	0.00
Capacity Development on Futures Thinking and Strategic Foresight	310100200019000	2,000,000.00	0.00	2,000,000.00	2,000,000.00	0.00	0.00	0.00	2,000,000.00	0.00	0.00	0.00	0.00	0.00
MOOE		2,000,000.00	0.00	2,000,000.00	2,000,000.00	0.00	0.00	0.00	2,000,000.00	0.00	0.00	0.00	0.00	0.00
Free Higher Education	310100200021000	41,137,000.00	0.00	41,137,000.00	0.00	0.00	0.00	0.00	0.00	0.00	0.00	0.00	0.00	0.00
MOOE		41,137,000.00	0.00	41,137,000.00	0.00	0.00	0.00	0.00	0.00	0.00	0.00	0.00	0.00	0.00
Construction of the National Center for Teacher Education (NCTE) Building (formerly the PNU Convention Center and Training Center) - Phase 2	310100200025000	15,000,000.00	(15,000,000.00)	0.00	15,000,000.00	(15,000,000.00)	0.00	0.00	0.00	0.00	0.00	0.00	0.00	0.00
CO		15,000,000.00	(15,000,000.00)	0.00	15,000,000.00	(15,000,000.00)	0.00	0.00	0.00	0.00	0.00	0.00	0.00	0.00
Tulong Dunong Program	310100200026000	1,000,000.00	0.00	1,000,000.00	1,000,000.00	0.00	0.00	0.00	1,000,000.00	0.00	0.00	0.00	0.00	0.00
MOOE		1,000,000.00	0.00	1,000,000.00	1,000,000.00	0.00	0.00	0.00	1,000,000.00	0.00	0.00	0.00	0.00	0.00
OO : Higher education research improved to promote economic productivity and innovation		70,770,000.00	0.00	70,770,000.00	70,770,000.00	0.00	0.00	0.00	70,770,000.00	15,851,838.26	0.00	0.00	0.00	15,851,838.26
ADVANCED EDUCATION PROGRAM		56,158,000.00	0.00	56,158,000.00	56,158,000.00	0.00	0.00	0.00	56,158,000.00	13,874,626.08	0.00	0.00	0.00	13,874,626.08
Provision of Advanced Education Services	320100100001000	56,158,000.00	0.00	56,158,000.00	56,158,000.00	0.00	0.00	0.00	56,158,000.00	13,874,626.08	0.00	0.00	0.00	13,874,626.08
PS		51,048,000.00	0.00	51,048,000.00	51,048,000.00	0.00	0.00	0.00	51,048,000.00	13,398,684.85	0.00	0.00	0.00	13,398,684.85
MOOE		5,110,000.00	0.00	5,110,000.00	5,110,000.00	0.00	0.00	0.00	5,110,000.00	475,941.23	0.00	0.00	0.00	475,941.23
RESEARCH PROGRAM		14,612,000.00	0.00	14,612,000.00	14,612,000.00	0.00	0.00	0.00	14,612,000.00	1,977,212.18	0.00	0.00	0.00	1,977,212.18
Conduct of Research Services	320200100001000	14,612,000.00	0.00	14,612,000.00	14,612,000.00	0.00	0.00	0.00	14,612,000.00	1,977,212.18	0.00	0.00	0.00	1,977,212.18
PS		12,011,000.00	0.00	12,011,000.00	12,011,000.00	0.00	0.00	0.00	12,011,000.00	1,788,375.18	0.00	0.00	0.00	1,788,375.18
MOOE		2,601,000.00	0.00	2,601,000.00	2,601,000.00	0.00	0.00	0.00	2,601,000.00	188,837.00	0.00	0.00	0.00	188,837.00
OO : Community engagement increased		32,531,000.00	0.00	32,531,000.00	32,531,000.00	0.00	0.00	0.00	32,531,000.00	4,424,493.09	0.00	0.00	0.00	4,424,493.09
TECHNICAL ADVISORY EXTENSION PROGRAM		32,531,000.00	0.00	32,531,000.00	32,531,000.00	0.00	0.00	0.00	32,531,000.00	4,424,493.09	0.00	0.00	0.00	4,424,493.09
Provision of Extension Services	330100100001000	32,531,000.00	0.00	32,531,000.00	32,531,000.00	0.00	0.00	0.00	32,531,000.00	4,424,493.09	0.00	0.00	0.00	4,424,493.09
PS		28,987,000.00	0.00	28,987,000.00	28,987,000.00	0.00	0.00	0.00	28,987,000.00	4,412,951.09	0.00	0.00	0.00	4,412,951.09
MOOE		3,544,000.00	0.00	3,544,000.00	3,544,000.00	0.00	0.00	0.00	3,544,000.00	11,542.00	0.00	0.00	0.00	11,542.00
Sub-Total, Operations		560,648,000.00	(15,000,000.00)	545,648,000.00	519,511,000.00	(15,000,000.00)	0.00	0.00	504,511,000.00	96,800,898.60	0.00	0.00	0.00	96,800,898.60
PS		408,589,000.00	0.00	408,589,000.00	408,589,000.00	0.00	0.00	0.00	408,589,000.00	90,204,171.51	0.00	0.00	0.00	90,204,171.51
MOOE		122,059,000.00	0.00	122,059,000.00	80,922,000.00	0.00	0.00	0.00	80,922,000.00	6,596,727.09	0.00	0.00	0.00	6,596,727.09
FinEx (if Applicable)		0.00	0.00	0.00	0.00	0.00	0.00	0.00	0.00	0.00	0.00	0.00	0.00	0.00
CO		30,000,000.00	(15,000,000.00)	15,000,000.00	30,000,000.00	(15,000,000.00)	0.00	0.00	15,000,000.00	0.00	0.00	0.00	0.00	0.00

Department : State Universities and Colleges (SUCs)
 Agency/Entity : Philippine Normal University
 Operating Unit : < not applicable >
 Organization Code (UACS) : 08 003 0000000
 Fund Cluster : 01 - Regular Agency Fund

X	Current Year Appropriations
	Supplemental Appropriations
	Continuing Appropriations

(e.g. UACS Fund Cluster: 01-Regular Agency Fund, 02-Foreign Assisted Projects Fund, 03-Special Account-Locally Funded/Domestic Grants Fund, and 04-Special Account-Foreign Assisted/Foreign Grants Fund)

Particulars	UACS CODE	Appropriations			Allotments					Current Year Obligations				
		Authorized Appropriations	Adjustments (Transfer To/From, Modifications/ Augmentations)	Adjusted Appropriations	Allotments Received	Adjustments (Reductions, Modifications/ Augmentations)	Transfer To	Transfer From	Adjusted Allotments	1st Quarter Ending March 31	2nd Quarter Ending June 30	3rd Quarter Ending September 30	4th Quarter Ending December 31	Total
1	2	3	4	5=(3+4)	6	7	8	9	10=[(6+(-)7)-8+9]	11	12	13	14	15=(11+12+13+14)
Sub-Total, I. Agency Specific Budget		928,474,000.00	(15,000,000.00)	913,474,000.00	743,504,000.00	(15,000,000.00)	0.00	0.00	728,504,000.00	145,142,098.67	0.00	0.00	0.00	145,142,098.67
PS		661,935,000.00	0.00	661,935,000.00	518,102,000.00	0.00	0.00	0.00	518,102,000.00	114,756,340.87	0.00	0.00	0.00	114,756,340.87
MOOE		236,539,000.00	0.00	236,539,000.00	195,402,000.00	0.00	0.00	0.00	195,402,000.00	30,385,757.80	0.00	0.00	0.00	30,385,757.80
FinEx (if Applicable)		0.00	0.00	0.00	0.00	0.00	0.00	0.00	0.00	0.00	0.00	0.00	0.00	0.00
CO		30,000,000.00	(15,000,000.00)	15,000,000.00	30,000,000.00	(15,000,000.00)	0.00	0.00	15,000,000.00	0.00	0.00	0.00	0.00	0.00
II. Automatic Appropriations		37,916,000.00	0.00	37,916,000.00	37,916,000.00	0.00	0.00	0.00	37,916,000.00	8,080,136.39	0.00	0.00	0.00	8,080,136.39
Specific Budgets of National Government Agencies		37,916,000.00	0.00	37,916,000.00	37,916,000.00	0.00	0.00	0.00	37,916,000.00	8,080,136.39	0.00	0.00	0.00	8,080,136.39
Retirement and Life Insurance Premiums		37,916,000.00	0.00	37,916,000.00	37,916,000.00	0.00	0.00	0.00	37,916,000.00	8,080,136.39	0.00	0.00	0.00	8,080,136.39
PS		37,916,000.00	0.00	37,916,000.00	37,916,000.00	0.00	0.00	0.00	37,916,000.00	8,080,136.39	0.00	0.00	0.00	8,080,136.39
Sub-total II. Automatic Appropriations		37,916,000.00	0.00	37,916,000.00	37,916,000.00	0.00	0.00	0.00	37,916,000.00	8,080,136.39	0.00	0.00	0.00	8,080,136.39
PS		37,916,000.00	0.00	37,916,000.00	37,916,000.00	0.00	0.00	0.00	37,916,000.00	8,080,136.39	0.00	0.00	0.00	8,080,136.39
MOOE		0.00	0.00	0.00	0.00	0.00	0.00	0.00	0.00	0.00	0.00	0.00	0.00	0.00
FinEx		0.00	0.00	0.00	0.00	0.00	0.00	0.00	0.00	0.00	0.00	0.00	0.00	0.00
CO		0.00	0.00	0.00	0.00	0.00	0.00	0.00	0.00	0.00	0.00	0.00	0.00	0.00
IV. Reversion of the Unobligated Allotments charged against R.A. Nos. 11465 and 11494		0.00	0.00	0.00	0.00	0.00	0.00	0.00	0.00	0.00	0.00	0.00	0.00	0.00
GRAND TOTAL		966,390,000.00	(15,000,000.00)	951,390,000.00	781,420,000.00	(15,000,000.00)	0.00	0.00	766,420,000.00	153,222,235.06	0.00	0.00	0.00	153,222,235.06
PS		699,851,000.00	0.00	699,851,000.00	556,018,000.00	0.00	0.00	0.00	556,018,000.00	122,836,477.26	0.00	0.00	0.00	122,836,477.26
MOOE		236,539,000.00	0.00	236,539,000.00	195,402,000.00	0.00	0.00	0.00	195,402,000.00	30,385,757.80	0.00	0.00	0.00	30,385,757.80
CO		30,000,000.00	(15,000,000.00)	15,000,000.00	30,000,000.00	(15,000,000.00)	0.00	0.00	15,000,000.00	0.00	0.00	0.00	0.00	0.00
Recapitulation by OO:														
I. Agency Specific Budget		560,648,000.00	(15,000,000.00)	545,648,000.00	519,511,000.00	(15,000,000.00)	0.00	0.00	504,511,000.00	96,800,898.60	0.00	0.00	0.00	96,800,898.60
HIGHER EDUCATION PROGRAM		457,347,000.00	(15,000,000.00)	442,347,000.00	416,210,000.00	(15,000,000.00)	0.00	0.00	401,210,000.00	76,524,567.25	0.00	0.00	0.00	76,524,567.25
RESEARCH PROGRAM		14,612,000.00	0.00	14,612,000.00	14,612,000.00	0.00	0.00	0.00	14,612,000.00	1,977,212.18	0.00	0.00	0.00	1,977,212.18
ADVANCED EDUCATION PROGRAM		56,158,000.00	0.00	56,158,000.00	56,158,000.00	0.00	0.00	0.00	56,158,000.00	13,874,626.08	0.00	0.00	0.00	13,874,626.08
TECHNICAL ADVISORY EXTENSION PROGRAM		32,531,000.00	0.00	32,531,000.00	32,531,000.00	0.00	0.00	0.00	32,531,000.00	4,424,493.09	0.00	0.00	0.00	4,424,493.09

STATEMENT OF APPROPRIATIONS, ALLOTMENTS, OBLIGATIONS, DISBURSEMENTS AND BALANCES

As at the Quarter Ending March 31, 2024

Department : State Universities and Col
 Agency/Entity : Philippine Normal Unvers
 Operating Unit : < not applicable >
 Organization Code (UACS) : 08 003 0000000
 Fund Cluster : 01 - Regular Agency Fund
 (e.g. UACS Fund Cluster: (

X	Current Year Appropriations
	Supplemental Appropriations
	Continuing Appropriations

Particulars	UACS CODE	Current Year Disbursements					Total	Balances			
		1st Quarter Ending March 31	2nd Quarter Ending June 30	3rd Quarter Ending September 30	4th Quarter Ending December 31	Unreleased Appropriations		Unobligated Allotments	Unpaid Obligations (15-20)=(23+24)		
		16	17	18	19				20=(16+17+18+19)	21	22
1	2	16	17	18	19	20=(16+17+18+19)	21	22	23	24	
I. Agency Specific Budget		137,274,851.59	0.00	0.00	0.00	137,274,851.59	184,970,000.00	583,361,901.33	7,867,247.08	0.00	
General Administration and Support	1000000000000000	40,217,672.67	0.00	0.00	0.00	40,217,672.67	143,833,000.00	152,853,696.97	5,501,630.36	0.00	
General Management and Supervision	100000100001000	40,028,467.28	0.00	0.00	0.00	40,028,467.28	0.00	152,409,902.36	5,501,630.36	0.00	
PS		21,903,217.56	0.00	0.00	0.00	21,903,217.56	0.00	73,167,171.52	34,610.92	0.00	
MOOE		18,125,249.72	0.00	0.00	0.00	18,125,249.72	0.00	79,242,730.84	5,467,019.44	0.00	
Administration of Personnel Benefits	100000100002000	189,205.39	0.00	0.00	0.00	189,205.39	143,833,000.00	443,794.61	0.00	0.00	
PS		189,205.39	0.00	0.00	0.00	189,205.39	143,833,000.00	443,794.61	0.00	0.00	
Sub-Total, General Administration and Support		40,217,672.67	0.00	0.00	0.00	40,217,672.67	143,833,000.00	152,853,696.97	5,501,630.36	0.00	
PS		22,092,422.95	0.00	0.00	0.00	22,092,422.95	143,833,000.00	73,610,966.13	34,610.92	0.00	
MOOE		18,125,249.72	0.00	0.00	0.00	18,125,249.72	0.00	79,242,730.84	5,467,019.44	0.00	
FinEx (if Applicable)		0.00	0.00	0.00	0.00	0.00	0.00	0.00	0.00	0.00	
CO		0.00	0.00	0.00	0.00	0.00	0.00	0.00	0.00	0.00	
Support to Operations	2000000000000000	2,459,861.94	0.00	0.00	0.00	2,459,861.94	0.00	22,798,102.96	162,035.10	0.00	
Auxiliary Services	200000100001000	2,459,861.94	0.00	0.00	0.00	2,459,861.94	0.00	22,798,102.96	162,035.10	0.00	
PS		2,425,135.49	0.00	0.00	0.00	2,425,135.49	0.00	11,349,864.51	0.00	0.00	
MOOE		34,726.45	0.00	0.00	0.00	34,726.45	0.00	11,448,238.45	162,035.10	0.00	
Sub-Total, Support to Operations		2,459,861.94	0.00	0.00	0.00	2,459,861.94	0.00	22,798,102.96	162,035.10	0.00	
PS		2,425,135.49	0.00	0.00	0.00	2,425,135.49	0.00	11,349,864.51	0.00	0.00	
MOOE		34,726.45	0.00	0.00	0.00	34,726.45	0.00	11,448,238.45	162,035.10	0.00	
FinEx (if Applicable)		0.00	0.00	0.00	0.00	0.00	0.00	0.00	0.00	0.00	
CO		0.00	0.00	0.00	0.00	0.00	0.00	0.00	0.00	0.00	
Operations	3000000000000000	94,597,316.98	0.00	0.00	0.00	94,597,316.98	41,137,000.00	407,710,101.40	2,203,581.62	0.00	
OO : Relevant and quality tertiary education ensured to achieve inclusive growth and access of poor but deserving students to quality tertiary education increased		74,663,521.78	0.00	0.00	0.00	74,663,521.78	41,137,000.00	324,685,432.75	1,861,045.47	0.00	
HIGHER EDUCATION PROGRAM		74,663,521.78	0.00	0.00	0.00	74,663,521.78	41,137,000.00	324,685,432.75	1,861,045.47	0.00	
Provision of Higher Education Services	310100100002000	74,663,521.78	0.00	0.00	0.00	74,663,521.78	0.00	321,685,432.75	1,861,045.47	0.00	
PS		70,199,436.84	0.00	0.00	0.00	70,199,436.84	0.00	245,938,839.61	404,723.55	0.00	
MOOE		4,464,084.94	0.00	0.00	0.00	4,464,084.94	0.00	60,746,593.14	1,456,321.92	0.00	

Department : State Universities and Col
 Agency/Entity : Philippine Normal Univers
 Operating Unit : < not applicable >
 Organization Code (UACS) : 08 003 0000000
 Fund Cluster : 01 - Regular Agency Fund
 (e.g. UACS Fund Cluster: 1


X	Current Year Appropriations
	Supplemental Appropriations
	Continuing Appropriations


Particulars	UACS CODE	Current Year Disbursements					Total	Balances			
		1st Quarter Ending March 31	2nd Quarter Ending June 30	3rd Quarter Ending September 30	4th Quarter Ending December 31	Unreleased Appropriations		Unobligated Allotments	Unpaid Obligations (15-20)=(23+24)		
		16	17	18	19				20=(16+17+18+19)	21	22
CO		0.00	0.00	0.00	0.00	0.00	0.00	15,000,000.00	0.00	0.00	
Project(s)		0.00	0.00	0.00	0.00	0.00	41,137,000.00	3,000,000.00	0.00	0.00	
Locally-Funded Project(s)		0.00	0.00	0.00	0.00	0.00	41,137,000.00	3,000,000.00	0.00	0.00	
Capacity Development on Futures Thinking and Strategic Foresight	310100200019000	0.00	0.00	0.00	0.00	0.00	0.00	2,000,000.00	0.00	0.00	
MOOE		0.00	0.00	0.00	0.00	0.00	0.00	2,000,000.00	0.00	0.00	
Free Higher Education	310100200021000	0.00	0.00	0.00	0.00	0.00	41,137,000.00	0.00	0.00	0.00	
MOOE		0.00	0.00	0.00	0.00	0.00	41,137,000.00	0.00	0.00	0.00	
Construction of the National Center for Teacher Education (NCTE) Building (formerly the PNU Convention Center and Training Center) - Phase 2	310100200025000	0.00	0.00	0.00	0.00	0.00	0.00	0.00	0.00	0.00	
CO		0.00	0.00	0.00	0.00	0.00	0.00	0.00	0.00	0.00	
Tulong Dunong Program	310100200026000	0.00	0.00	0.00	0.00	0.00	0.00	1,000,000.00	0.00	0.00	
MOOE		0.00	0.00	0.00	0.00	0.00	0.00	1,000,000.00	0.00	0.00	
OO : Higher education research improved to promote economic productivity and innovation		15,516,644.11	0.00	0.00	0.00	15,516,644.11	0.00	54,918,161.74	335,194.15	0.00	
ADVANCED EDUCATION PROGRAM		13,539,431.93	0.00	0.00	0.00	13,539,431.93	0.00	42,283,373.92	335,194.15	0.00	
Provision of Advanced Education Services	320100100001000	13,539,431.93	0.00	0.00	0.00	13,539,431.93	0.00	42,283,373.92	335,194.15	0.00	
PS		13,354,684.85	0.00	0.00	0.00	13,354,684.85	0.00	37,649,315.15	44,000.00	0.00	
MOOE		184,747.08	0.00	0.00	0.00	184,747.08	0.00	4,634,058.77	291,194.15	0.00	
RESEARCH PROGRAM		1,977,212.18	0.00	0.00	0.00	1,977,212.18	0.00	12,634,787.82	0.00	0.00	
Conduct of Research Services	320200100001000	1,977,212.18	0.00	0.00	0.00	1,977,212.18	0.00	12,634,787.82	0.00	0.00	
PS		1,788,375.18	0.00	0.00	0.00	1,788,375.18	0.00	10,222,624.82	0.00	0.00	
MOOE		188,837.00	0.00	0.00	0.00	188,837.00	0.00	2,412,163.00	0.00	0.00	
OO : Community engagement increased		4,417,151.09	0.00	0.00	0.00	4,417,151.09	0.00	28,106,506.91	7,342.00	0.00	
TECHNICAL ADVISORY EXTENSION PROGRAM		4,417,151.09	0.00	0.00	0.00	4,417,151.09	0.00	28,106,506.91	7,342.00	0.00	
Provision of Extension Services	330100100001000	4,417,151.09	0.00	0.00	0.00	4,417,151.09	0.00	28,106,506.91	7,342.00	0.00	
PS		4,412,951.09	0.00	0.00	0.00	4,412,951.09	0.00	24,574,048.91	0.00	0.00	
MOOE		4,200.00	0.00	0.00	0.00	4,200.00	0.00	3,532,458.00	7,342.00	0.00	
Sub-Total, Operations		94,597,316.98	0.00	0.00	0.00	94,597,316.98	41,137,000.00	407,710,101.40	2,203,581.62	0.00	
PS		89,755,447.96	0.00	0.00	0.00	89,755,447.96	0.00	318,384,828.49	448,723.56	0.00	
MOOE		4,841,869.02	0.00	0.00	0.00	4,841,869.02	41,137,000.00	74,325,272.91	1,754,858.07	0.00	
FinEx (if Applicable)		0.00	0.00	0.00	0.00	0.00	0.00	0.00	0.00	0.00	
CO		0.00	0.00	0.00	0.00	0.00	0.00	15,000,000.00	0.00	0.00	


Department : State Universities and Col
 Agency/Entity : Philippine Normal Unvers
 Operating Unit : < not applicable >
 Organization Code (UACS) : 08 003 0000000
 Fund Cluster : 01 - Regular Agency Fund
 (e.g. UACS Fund Cluster: (


X	Current Year Appropriations
	Supplemental Appropriations
	Continuing Appropriations

Particulars	UACS CODE	Current Year Disbursements					Total	Balances			
		1st Quarter Ending March 31	2nd Quarter Ending June 30	3rd Quarter Ending September 30	4th Quarter Ending December 31	Unreleased Appropriations		Unobligated Allotments	Unpaid Obligations (15-20)=(23+24)		
		16	17	18	19				20=(16+17+18+19)	21	22
1	2	16	17	18	19	20=(16+17+18+19)	21	22	23	24	
Sub-Total, I. Agency Specific Budget		137,274,851.59	0.00	0.00	0.00	137,274,851.59	184,970,000.00	583,361,901.33	7,867,247.08	0.00	
PS		114,273,006.40	0.00	0.00	0.00	114,273,006.40	143,833,000.00	403,345,659.13	483,334.47	0.00	
MOOE		23,001,845.19	0.00	0.00	0.00	23,001,845.19	41,137,000.00	165,016,242.20	7,383,912.61	0.00	
FinEx (if Applicable)		0.00	0.00	0.00	0.00	0.00	0.00	0.00	0.00	0.00	
CO		0.00	0.00	0.00	0.00	0.00	0.00	15,000,000.00	0.00	0.00	
II. Automatic Appropriations		8,080,136.39	0.00	0.00	0.00	8,080,136.39	0.00	29,835,863.61	0.00	0.00	
Specific Budgets of National Government Agencies		8,080,136.39	0.00	0.00	0.00	8,080,136.39	0.00	29,835,863.61	0.00	0.00	
Retirement and Life Insurance Premiums		8,080,136.39	0.00	0.00	0.00	8,080,136.39	0.00	29,835,863.61	0.00	0.00	
PS		8,080,136.39	0.00	0.00	0.00	8,080,136.39	0.00	29,835,863.61	0.00	0.00	
Sub-total II. Automatic Appropriations		8,080,136.39	0.00	0.00	0.00	8,080,136.39	0.00	29,835,863.61	0.00	0.00	
PS		8,080,136.39	0.00	0.00	0.00	8,080,136.39	0.00	29,835,863.61	0.00	0.00	
MOOE		0.00	0.00	0.00	0.00	0.00	0.00	0.00	0.00	0.00	
FinEx		0.00	0.00	0.00	0.00	0.00	0.00	0.00	0.00	0.00	
CO		0.00	0.00	0.00	0.00	0.00	0.00	0.00	0.00	0.00	
IV. Reversion of the Unobligated Allotments charged against R.A. Nos. 11465 and 11494		0.00	0.00	0.00	0.00	0.00	0.00	0.00	0.00	0.00	
GRAND TOTAL		145,354,987.98	0.00	0.00	0.00	145,354,987.98	184,970,000.00	613,197,764.94	7,867,247.08	0.00	
PS		122,353,142.79	0.00	0.00	0.00	122,353,142.79	143,833,000.00	433,181,522.74	483,334.47	0.00	
MOOE		23,001,845.19	0.00	0.00	0.00	23,001,845.19	41,137,000.00	165,016,242.20	7,383,912.61	0.00	
CO		0.00	0.00	0.00	0.00	0.00	0.00	15,000,000.00	0.00	0.00	
Recapitulation by OO:											
I. Agency Specific Budget		94,597,316.98	0.00	0.00	0.00	94,597,316.98	41,137,000.00	407,710,101.40	2,203,581.62	0.00	
HIGHER EDUCATION PROGRAM		74,663,521.78	0.00	0.00	0.00	74,663,521.78	41,137,000.00	324,685,432.75	1,861,045.47	0.00	
RESEARCH PROGRAM		1,977,212.18	0.00	0.00	0.00	1,977,212.18	0.00	12,634,787.82	0.00	0.00	
ADVANCED EDUCATION PROGRAM		13,539,431.93	0.00	0.00	0.00	13,539,431.93	0.00	42,283,373.92	335,194.15	0.00	
TECHNICAL ADVISORY EXTENSION PROGRAM		4,417,151.09	0.00	0.00	0.00	4,417,151.09	0.00	28,106,506.91	7,342.00	0.00	

Certified Correct:

 FLORENCE A. ALLEJOS
 Head, Budget Unit
 Date: April 28, 2024 04:10 PM

Certified Correct:

 RONNIE B. PAGAL, CIA
 Head, Accounting Unit
 Date: April 28, 2024 04:10 PM

Recommending Approval By:

 LORDINO A. YERGARA, DPD.
 Vice-President for Finance and Administration
 Date: April 28, 2024 04:13 PM

Approved By:

 BERT J. TUGA, PH.D.
 President
 Date: April 28, 2024 06:30 PM