

QUARTERLY PHYSICAL REPORT OF OPERATION


As of March 31, 2024


Department : State Universities and Colleges (SUCs)
Agency/Entity : Philippine Normal University
Operating Unit : < not applicable >
Organization Code (UACS) : 08 003 0000000


[illegible]


Particulars	UACS CODE	Physical Target (Budget Year)					Physical Accomplishment (Budget Year)					Variance as of March 31, 2024	Remarks
		1st Quarter	2nd Quarter	3rd Quarter	4th Quarter	Total	1st Quarter	2nd Quarter	3rd Quarter	4th Quarter	Total		
1	2	3	4	5	6	7	8	9	10	11	12	13	14
c. producing technologies for commercialization or livelihood improvement or													
d. whose research work resulted in an extension program													
Output Indicator(s)													
1. Percentage of graduate students enrolled in research degree programs		100%	100%	100%	100%	100.00%	100%				100%		All graduate programs offered are research degree programs.
2. Percentage of accredited graduate programs		47%	47%	47%	47%	47.00%	59%				59%		
RESEARCH PROGRAM	3202000000000000												
OO : Higher education research improved to promote economic													
Outcome Indicator(s)													
1. Number of research outputs in the last three years utilized by the industry or by other beneficiaries													
Output Indicator(s)													
1. Number of research outputs completed within the year		21	15	20	10	66	26				26		Some research projects that were expected to be completed in Q2 were reported as done in late March 2024.
2. Percentage of research outputs published in internationally-refereed or CHED recognized journal within the year		5%	20%	17%	10%	52.00%	3.33%				3.33%		On-going review of papers applied for publication.
TECHNICAL ADVISORY EXTENSION PROGRAM	3301000000000000												
OO : Community engagement increased													
Outcome Indicator(s)													
1. Number of active partnerships with LGUs, industries, NGOs, NGAs, SMEs, and other stakeholders as a result of extension activities		10	10	10	8	38	31				31		Reported number includes on-going/existing partnerships.
Output Indicator(s)													
1. Number of trainees weighted by the length of training		200	400	400	100	1,100	86				86		Number of trainings conducted is fewer in Q1 as a result of the University's transition to new OS.
2. Number of extension programs organized and supported consistent with the SUC's													
mandated and priority programs		8	12	13	5	38	28				28		Recorded number of extension activities is inclusive of all campuses' efforts to engage in extension activities; initial target was based on PNU Manila's on-going capacity only.

Particulars	UACS CODE	Physical Target (Budget Year)					Physical Accomplishment (Budget Year)					Variance as of March 31, 2024	Remarks
		1st Quarter	2nd Quarter	3rd Quarter	4th Quarter	Total	1st Quarter	2nd Quarter	3rd Quarter	4th Quarter	Total		
1	2	3	4	5	6	7	8	9	10	11	12	13	14
3. Percentage of beneficiaries who rate the training course/s as satisfactory													
or higher in terms of quality and relevance		100%	100%	100%	100%	100.00%	70%				70%		Customer satisfaction survey was administered to less targeted number of respondents across the system.

Prepared By: 
MARIA RUTH M. REGALADO
Director, Planning Office
Date: May 3, 2024 03:19 PM

In coordination with: 
FLORENCE A. ALLEJOS
Head, Budget Unit
Date: May 3, 2024 03:19 PM

Recommending Approval: 
LORDINO A. VERGARA, DPd.
Vice President for Finance and Administration
Date: May 3, 2024 04:16 PM

Approved By: 
BERT J. TUGA, Ph.D.
President
Date: May 3, 2024 04:16 PM