


QUARTERLY PHYSICAL REPORT OF OPERATION
As of March 31, 2023


Department : State Universities and Colleges (SUCs)
Agency : Philippine Normal University
Operating Unit : < not applicable >
Organization Code (UACS) : 08 003 0000000

Particulars	UACS CODE	Physical Target (Budget Year)					Physical Accomplishment (Budget Year)					Variance as of 03/31/2023	Remarks
		1st Quarter	2nd Quarter	3rd Quarter	4th Quarter	Total	1st Quarter	2nd Quarter	3rd Quarter	4th Quarter	Total		
1	2	3	4	5	6	7	8	9	10	11	12	13	14
HIGHER EDUCATION PROGRAM	3101000000000000												
OO : Relevant and quality tertiary education ensured to achieve inclusive growth and access of poor but deserving students to quality tertiary education increased													
Outcome Indicators													
1. Percentage of first-time licensure exam takers that pass the licensure exams		90%	0%	0%	90%	90%	0%						The Licensure Examination for Professional Teachers was administered last March 19, 2023 and currently waiting for the official results to be released by the Professional Regulation Commission (PRC).
2. Percentage of graduates (2 years prior) that are employed		30%	20%	20%	15%	85%	30.77%						
Output Indicators													
1. Percentage of undergraduate students enrolled in CHED-identified and RDC-identified priority programs		100%	100%	100%	100%	100%	100%						
2. Percentage of undergraduate programs with accreditation		100%	100%	100%	100%	100%	100%						
ADVANCED EDUCATION PROGRAM	3201000000000000												
OO : Higher education research improved to promote economic productivity and innovation													
Outcome Indicator													
1. Percentage of graduate school faculty engaged in research work applied in any of the following:		40%	30%	20%	10%	100%	100%						All graduate faculty members are engaged in research projects.
a. pursuing advanced research degree programs (Ph.D.) or													
b. actively pursuing within the last three (3) years (investigative research, basic and applied scientific research, policy research, social science research) or													



Particulars	UACS CODE	Physical Target (Budget Year)					Physical Accomplishment (Budget Year)					Variance as of 03/31/2023	Remarks
		1st Quarter	2nd Quarter	3rd Quarter	4th Quarter	Total	1st Quarter	2nd Quarter	3rd Quarter	4th Quarter	Total		
1	2	3	4	5	6	7	8	9	10	11	12	13	14
c. producing technologies for commercialization or livelihood improvement or													
d. whose research work resulted in an extension program													
Output Indicators													
1. Percentage of graduate students enrolled in research degree programs		100%	100%	100%	100%	100%	100%						
2. Percentage of accredited graduate programs		47%	47%	47%	47%	47%	47%						
RESEARCH PROGRAM	3202000000000000												
OO : Higher education research improved to promote economic productivity and innovation													
Outcome Indicator													
1. Number of research outputs in the last three years utilized by the industry or by other beneficiaries		0	0	0	0	0							
Output Indicators													
1. Number of research outputs completed within the year		21	15	20	10	66	26						The actual number of completed research for Q1 is higher than the target because some projects from 2022 were only completed in Q1 of 2023.
2. Percentage of research outputs published		5%	20%	17%	10%	52%	3.33%						The actual accomplishment for Q1 is 1.67% lower than the target percentage because some of the expected publications for Q1 (manuscripts accepted; article in press) were delayed in their publications and are likely to be published in the next quarters of 2023.
in internationally-refereed or CHED recognized journal within the year													
TECHNICAL ADVISORY EXTENSION PROGRAM	3301000000000000												
OO : Community engagement increased													
Outcome Indicator													
1. Number of active partnerships with, LGUs, industries, NGOs, NGAs, SMEs, and other stakeholders as a result of extension activities		10	10	10	8	38	11						There is a large number of requests for partnership as most schools and communities need help in uplifting literacy and development programs as they recover from learning loss as an aftereffect of pandemic.

This report was generated using the Unified Reporting System on April 27, 2023 13:50 PM; Status: SUBMITTED



Particulars	UACS CODE	Physical Target (Budget Year)					Physical Accomplishment (Budget Year)					Variance as of 03/31/2023	Remarks
		1st Quarter	2nd Quarter	3rd Quarter	4th Quarter	Total	1st Quarter	2nd Quarter	3rd Quarter	4th Quarter	Total		
1	2	3	4	5	6	7	8	9	10	11	12	13	14
Output Indicators													
1. Number of trainees weighed by the length of training		200	400	400	100	1,100	333.75						The partner communities and schools became more engaged and participative in the extension projects.
2. Number of extension programs organized and supported consistent with the SUC's mandated and priority programs		8	12	13	5	38	11						The emerging needs of the post pandemic era became the focus of the priorities of the extension projects of the University.
3. Percentage of beneficiaries who rate the training course/s as satisfactory or higher in terms of quality and relevance		100%	100%	100%	100%	100%	100%						

Prepared By:


Ruel A. Avilla
RUEL A. AVILLA
Director, Center for Planning and Quality Assurance
Date: 2023-04-27 09:05:23

In coordination with:

Florence A. Allejios
FLORENCE A. ALLEJIOS
Head, Budget and Resource Planning Unit
Date: 2023-04-27 09:05:23

Approved By:

Bert J. Tuga
BERT J. TUGA, PH.D.
President
Date: 2023-04-27 12:39:51



QUARTERLY PHYSICAL REPORT OF OPERATION As of June 30, 2023

Department : State Universities and Colleges (SUCs)
 Agency/Entity : Philippine Normal University
 Operating Unit : < not applicable >
 Organization Code (UACS) : 08 003 0000000

Particulars	UACS CODE	Physical Target (Budget Year)					Physical Accomplishment (Budget Year)					Variance as of June 30, 2023	Remarks
		1st Quarter	2nd Quarter	3rd Quarter	4th Quarter	Total	1st Quarter	2nd Quarter	3rd Quarter	4th Quarter	Total		
1	2	3	4	5	6	7	8	9	10	11	12	13	14
HIGHER EDUCATION PROGRAM	3101000000000000												
OO : Relevant and quality tertiary education ensured to achieve inclusive growth and access of poor but deserving students to quality tertiary education increased													
Outcome Indicators													
1. Percentage of first-time licensure exam takers that pass the licensure exams		90%	0%	0%	90%	90%	0%	98.44%					The high passing rate of the first time licensure examination takers may be attributed to the intensive campaign and review sessions conducted by the University and academic units. This particular batch has produced several topnotchers.
2. Percentage of graduates (2 years prior) that are employed		30%	20%	20%	15%	85%	30.77%	21.15%					
Output Indicators													
1. Percentage of undergraduate students enrolled in CHED-identified and RDC-identified priority programs		100%	100%	100%	100%	100%	100%	100%					
2. Percentage of undergraduate programs with accreditation		100%	100%	100%	100%	100%	100%	100%					
ADVANCED EDUCATION PROGRAM	3201000000000000												
OO : Higher education research improved to promote economic productivity and innovation													
Outcome Indicator													
1. Percentage of graduate school faculty engaged in research work applied in any of the following:		40%	30%	20%	10%	100%	100%	100%					
a. pursuing advanced research degree programs (Ph.D.) or													
b. actively pursuing within the last three (3) years (investigative research, basic and													
applied scientific research, policy research,													
social science research) or													


Department : State Universities and Colleges (SUCs)
Agency/Entity : Philippine Normal University
Operating Unit : < not applicable >
Organization Code (UACS) : 08 003 0000000

Particulars	UACS CODE	Physical Target (Budget Year)					Physical Accomplishment (Budget Year)					Variance as of June 30, 2023	Remarks
		1st Quarter	2nd Quarter	3rd Quarter	4th Quarter	Total	1st Quarter	2nd Quarter	3rd Quarter	4th Quarter	Total		
1	2	3	4	5	6	7	8	9	10	11	12	13	14
c. producing technologies for													
commercialization or livelihood													
improvement or													
d. whose research work resulted in an													
extension program													
Output Indicators													
1. Percentage of graduate students enrolled		100%	100%	100%	100%	100%	100%	100%					
in research degree programs													
2. Percentage of accredited graduate		47%	47%	47%	47%	47%	47%	47%					
programs													
RESEARCH PROGRAM	3202000000000000												
OO : Higher education research improved to promote economic													
productivity and innovation													
Outcome Indicator													
1. Number of research outputs in the last		0	0	0	0	0							
three years utilized by the industry or by													
other beneficiaries													
Output Indicators													
1. Number of research outputs completed		21	15	20	10	66	26	16					The actual number of completed research for Q2 is higher than the target because some projects from 2022 were only completed in Q2 of 2023.
within the year													
2. Percentage of research outputs published		5%	20%	17%	10%	52%	3.33%	21.66%					The actual accomplishment for Q2 is higher than the target % because some of the expected publications for Q1 (manuscripts accepted; article in press) were submitted and published during Q2 of the current Fiscal Year.
in internationally-refereed or CHED													
recognized journal within the year													

Department : State Universities and Colleges (SUCs)
 Agency/Entity : Philippine Normal University
 Operating Unit : < not applicable >
 Organization Code (UACS) : 08 003 0000000

Particulars	UACS CODE	Physical Target (Budget Year)					Physical Accomplishment (Budget Year)					Variance as of June 30, 2023	Remarks
		1st Quarter	2nd Quarter	3rd Quarter	4th Quarter	Total	1st Quarter	2nd Quarter	3rd Quarter	4th Quarter	Total		
1	2	3	4	5	6	7	8	9	10	11	12	13	14
TECHNICAL ADVISORY EXTENSION PROGRAM	3301000000000000												
OO : Community engagement increased													
Outcome Indicator													
1. Number of active partnerships with,		10	10	10	8	38	11	21					There is a large number of requests for partnership as most schools and communities need help in uplifting literacy and development programs as they recover from learning loss as an aftereffect of pandemic.
LGUs, industries, NGOs, NGAs, SMEs, and													
other stakeholders as a result of extension													
activities													
Output Indicators													
1. Number of trainees weighted by the		200	400	400	100	1,100	333.75	781.50					In line with the upcoming year-end activities of the partner schools, and the preparation of the partner communities in the transition of administration due to the upcoming Barangay Elections, the partner communities and schools became more eager to participate in the extension projects that will cater to their needs.
length of training													
2. Number of extension programs organized		8	12	13	5	38	11	16					The emerging needs of the partner communities and schools became the focus of the priorities of the extension projects of the university.
and supported consistent with the SUC's													
mandated and priority programs													
3. Percentage of beneficiaries who rate the		100%	100%	100%	100%	100%	100%	100%					
training course/s as satisfactory													
or higher in terms of quality and relevance													

Prepared By:


 RUEL A. AVILLA

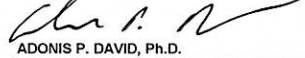
Director, Center for Planning and Quality Assurance
 Date: July 26, 2023 03:21 PM

In coordination with:


 FLORENCE A. ALEJOS

Head, Budget and Resource Planning Unit
 Date: July 26, 2023 03:21 PM

Recommending Approval:


 ADONIS P. DAVID, Ph.D.

Vice President for Research, Planning and Quality Assurance
 Date: July 27, 2023 09:01 AM

Approved By:


 BERT J. TUGA, PH.D.

President
 Date: July 28, 2023 02:09 PM


QUARTERLY PHYSICAL REPORT OF OPERATION
As of September 30, 2023


Department : State Universities and Colleges (SUCs)
Agency/Entity : Philippine Normal University
Operating Unit : < not applicable >
Organization Code (UACS) : 08 003 0000000


Particulars	UACS CODE	Physical Target (Budget Year)					Physical Accomplishment (Budget Year)					Variance as of September 30, 2023	Remarks
		1st Quarter	2nd Quarter	3rd Quarter	4th Quarter	Total	1st Quarter	2nd Quarter	3rd Quarter	4th Quarter	Total		
1	2	3	4	5	6	7	8	9	10	11	12	13	14
HIGHER EDUCATION PROGRAM	310100000000000												
OO : Relevant and quality tertiary education ensured to achieve inclusive growth and access of poor but deserving students to quality tertiary education increased													
Outcome Indicators													
1. Percentage of first-time licensure exam takers that pass the licensure exams		90%	0%	0%	90%	90%	0%	98.44%	0%		98.44%		This is the accomplishment as of September 30, 2023. The Licensure Examination for Professional Teachers was administered last September 24, 2023 and awaiting or the official results to be released by PRC.
2. Percentage of graduates (2 years prior) that are employed		30%	20%	20%	15%	85%	30.77%	21.15%	21.15%		73.07%		This is the accomplishment as of September 30, 2023. Intensive campaign to trace the employability of the graduates will be implemented for the remaining months of FY 2023 to meet the target of this indicator.
Output Indicators													
1. Percentage of undergraduate students enrolled in CHED-identified and RDC-identified priority programs		100%	100%	100%	100%	100%	100%	100%	100%		100%		This is the accomplishment as of September 30, 2023.
2. Percentage of undergraduate programs with accreditation		100%	100%	100%	100%	100%	100%	100%	100%		100%		This is the accomplishment as of September 30, 2023.
ADVANCED EDUCATION PROGRAM	320100000000000												
OO : Higher education research improved to promote economic productivity and innovation													
Outcome Indicator													
1. Percentage of graduate school faculty engaged in research work applied in any of the following:		40%	30%	20%	10%	100%	100%	100%	100%		100%		This is the accomplishment as of September 30, 2023.
a. pursuing advanced research degree programs (Ph.D.) or													
b. actively pursuing within the last three (3) years (investigative research, basic and applied scientific research, policy research, social science research) or													
c. producing technologies for commercialization or livelihood improvement or													
d. whose research work resulted in an extension program													
Output Indicators													
1. Percentage of graduate students enrolled in research degree programs		100%	100%	100%	100%	100%	100%	100%	100%		100%		This is the accomplishment as of September 30, 2023.
2. Percentage of accredited graduate programs		47%	47%	47%	47%	47%	47%	47%	47%		47%		This is the accomplishment as of September 30, 2023.
RESEARCH PROGRAM	320200000000000												
OO : Higher education research improved to promote economic productivity and innovation													
Outcome Indicator													
1. Number of research outputs in the last		0	0	0	0	0							


Department : State Universities and Colleges (SUCs)
Agency/Entity : Philippine Normal University
Operating Unit : < not applicable >
Organization Code (UACS) : 08 003 0000000

Particulars	UACS CODE	Physical Target (Budget Year)					Physical Accomplishment (Budget Year)					Variance as of September 30, 2023	Remarks
		1st Quarter	2nd Quarter	3rd Quarter	4th Quarter	Total	1st Quarter	2nd Quarter	3rd Quarter	4th Quarter	Total		
1	2	3	4	5	6	7	8	9	10	11	12	13	14
three years utilized by the industry or by other beneficiaries													
Output Indicators													
1. Number of research outputs completed		21	15	20	10	66	26	16	19		61		This is the accomplishment as of September 30, 2023. The actual number of completed research for Q3 is lower than the target because some projects from the Q3 will be completed on Q4 of the current fiscal year.
within the year													
2. Percentage of research outputs published		5%	20%	17%	10%	52%	3.33%	21.66%	10%		34.99%		This is the accomplishment as of September 30, 2023. The actual accomplishment for Q3 is lower than the target because some of the expected publications for Q3 (manuscripts accepted, article in press) were delayed in their publications and are likely to be published in the next quarter of 2023.
in internationally-refereed or CHED recognized journal within the year													
TECHNICAL ADVISORY EXTENSION PROGRAM	330100000000000												
OO : Community engagement increased													
Outcome Indicator													
1. Number of active partnerships with,		10	10	10	8	38	11	21	27		27		This is the accomplishment as of September 30, 2023. Further, the total 27 active partnerships is on cumulative basis. Each unit has different programs that requires partnership and extension as stipulated in the accreditation instruments. In order to be accredited to a certain level, different academic units worked hard to have at least one (1) partner and extension program corresponding to the academic program being offered.
LGUs, industries, NGOs, NGAs, SMEs, and other stakeholders as a result of extension activities													
Output Indicators													
1. Number of trainees weighted by the length of training		200	400	400	100	1,100	333.75	781.50	1186.50		2301.75		This is the accomplishment as of September 30, 2023. The participants see the need for additional skills as they transition to the new normal.
2. Number of extension programs organized		8	12	13	5	38	11	16	15		42		This is the accomplishment as of September 30, 2023. Each unit has different programs that requires partnership and extension as stipulated in the accreditation instruments, in order to be accredited to a certain level, different academic units worked hard to have atleast one (1) partner and extension program corresponding to the academic program being offered.
and supported consistent with the SUC's mandated and priority programs													
3. Percentage of beneficiaries who rate the training course/s as satisfactory or higher in terms of quality and relevance		100%	100%	100%	100%	100%	100%	100%	100%		100%		This is the accomplishment as of September 30, 2023.

Prepared By: 
RUEL A. AVILLA
DIRECTOR, CENTER FOR PLANNING AND QUALITY ASSURANCE
Date: October 27, 2023 06:36 PM

In coordination with:

FLORENCE A. ALEJOS
HEAD, BUDGET AND RESOURCE PLANNING UNIT
Date: October 27, 2023 06:36 PM

Recommending Approval:

ADONIS P. DAVID, PH.D.
VICE PRESIDENT FOR RESEARCH, PLANNING AND QUALITY ASSURANCE
Date: October 28, 2023 09:06 AM

Approved By: 
BERT J. TUGA, PH.D.
PRESIDENT
Date: October 28, 2023 09:06 AM


QUARTERLY PHYSICAL REPORT OF OPERATION
As of December 31, 2023


Department : State Universities and Colleges (SUCs)
Agency/Entity : Philippine Normal University
Operating Unit : < not applicable >
Organization Code (UACS) : 08 003 0000000


Particulars	UACS CODE	Physical Target (Budget Year)					Physical Accomplishment (Budget Year)					Variance as of December 31, 2023	Remarks
		1st Quarter	2nd Quarter	3rd Quarter	4th Quarter	Total	1st Quarter	2nd Quarter	3rd Quarter	4th Quarter	Total		
1	2	3	4	5	6	7	8	9	10	11	12	13	14
HIGHER EDUCATION PROGRAM	310100000000000												
OO : Relevant and quality tertiary education ensured to achieve inclusive growth and access of poor but deserving students to quality tertiary education increased													
Outcome Indicators													
1. Percentage of first-time licensure exam takers that pass the licensure exams		90%	0%	0%	90%	90%	0%	98.44%	0%	98.74	98.58%		This is the accomplishment as of December 31, 2023. The achievement due to is due to the intensified campaign and LET review.
2. Percentage of graduates (2 years prior) that are employed		30%	20%	20%	15%	85%	30.77%	21.15%	21.15%	13.46%	86.53%		This is the accomplishment as of December 31, 2023. This achievement is due to the intensive campaign to trace the employability of the graduates.
Output Indicators													
1. Percentage of undergraduate students enrolled in CHED-identified and RDC-identified priority programs		100%	100%	100%	100%	100%	100%	100%	100%	100%	100%		This is the accomplishment as of December 31, 2023.
2. Percentage of undergraduate programs with accreditation		100%	100%	100%	100%	100%	100%	100%	100%	100%	100%		This is the accomplishment as of December 31, 2023.
ADVANCED EDUCATION PROGRAM	320100000000000												
OO : Higher education research improved to promote economic productivity and innovation													
Outcome Indicator													
1. Percentage of graduate school faculty engaged in research work applied in any of the following: a. pursuing advanced research degree programs (Ph.D.) or b. actively pursuing within the last three (3) years (investigative research, basic and applied scientific research, policy research, social science research) or		40%	30%	20%	10%	100%	100%	100%	100%	100%	100%		This is the accomplishment as of December 31, 2023.


Particulars	UACS CODE	Physical Target (Budget Year)					Physical Accomplishment (Budget Year)					Variance as of December 31, 2023	Remarks
		1st Quarter	2nd Quarter	3rd Quarter	4th Quarter	Total	1st Quarter	2nd Quarter	3rd Quarter	4th Quarter	Total		
1	2	3	4	5	6	7	8	9	10	11	12	13	14
c. producing technologies for commercialization or livelihood improvement or													
d. whose research work resulted in an extension program													
Output Indicators													
1. Percentage of graduate students enrolled in research degree programs		100%	100%	100%	100%	100%	100%	100%	100%	100%	100%		This is the accomplishment as of December 31, 2023.
2. Percentage of accredited graduate programs		47%	47%	47%	47%	47%	47%	47%	47%	47%	47%		This is the accomplishment as of December 31, 2023.
RESEARCH PROGRAM	3202000000000000												
OO : Higher education research improved to promote economic productivity and innovation													
Outcome Indicator													
1. Number of research outputs in the last three years utilized by the industry or by other beneficiaries		0	0	0	0	0							
Output Indicators													
1. Number of research outputs completed within the year		21	15	20	10	66	26	16	19	20	81		The actual number of completed research increased in Q4 of the current fiscal year due to that the remaining research outputs is completed in the said quarter.
2. Percentage of research outputs published in internationally-refereed or CHED recognized journal within the year		5%	20%	17%	10%	52%	3.33%	21.66%	10%	53.33%	88.32%		The actual accomplishment for Q4 increased because the other remaining publication (manuscripts accepted, article in press) finished and completed in Q4 of FY 2023.
TECHNICAL ADVISORY EXTENSION PROGRAM	3301000000000000												
OO : Community engagement increased													
Outcome Indicator													
1. Number of active partnerships with, LGUs, industries, NGOs, NGAs, SMEs, and other stakeholders as a result of extension activities		10	10	10	8	38	11	21	27	38	38		This is the accomplishment for December 31, 2023. Further, the total 38 active partnerships is on cumulative basis. Each unit has different programs that requires partnership and extension as stipulated in the accreditation instruments. In order to be accredited to a certain level, different academic units worked hard to have at least one (1) partner and extension program corresponding to the academic program being offered.

Particulars	UACS CODE	Physical Target (Budget Year)					Physical Accomplishment (Budget Year)					Variance as of December 31, 2023	Remarks
		1st Quarter	2nd Quarter	3rd Quarter	4th Quarter	Total	1st Quarter	2nd Quarter	3rd Quarter	4th Quarter	Total		
1	2	3	4	5	6	7	8	9	10	11	12	13	14
Output Indicators													
1. Number of trainees weighted by the length of training		200	400	400	100	1,100	333.75	781.50	1186.50	1626.25	3928.00		This is the accomplishment as of December 31, 2023. The participants see the need for additional skills as they transition to the new normal.
2. Number of extension programs organized and supported consistent with the SUC's mandated and priority programs		8	12	13	5	38	11	16	15	27	69		This is the accomplishment as of December 31, 2023. Each unit has different programs that requires partnership and extension as stipulated in the accreditation instruments, in order to be accredited to a certain level, different academic units worked hard to have atleast one (1) partner and extension program corresponding to the academic program being offered.
3. Percentage of beneficiaries who rate the training course/s as satisfactory or higher in terms of quality and relevance		100%	100%	100%	100%	100%	100%	100%	100%	100%	100%		This is the accomplishment as of December 31, 2023.

Prepared By: 
MARIA RUTH M. REGALADO
Director, Planning Office
Date: January 30, 2024 03:41 PM

In coordination with:

FLORENCE A. ALLEJOS
Head, Budget Unit
Date: January 30, 2024 03:41 PM

Recommending Approval:

LORDINIO A. VERGARS, DPd.
Vice President for Finance and Administration
Date: February 2, 2024 05:06 PM

Approved By: 
BER J. TUGA, PH.D.
President
Date: February 2, 2024 05:06 PM