

**STATEMENT OF APPROVED BUDGET, UTILIZATIONS, DISBURSEMENTS AND BALANCES**  
**(For Off-Budgetary Funds)**  
**As at the Quarter Ending June 30, 2023**

Department : State Universities and Colleges (SUCs)  
Agency/Entity : Philippine Normal University  
Operating Unit : < not applicable >  
Organization Code (UACS) : 08 003 0000000  
Fund Cluster : 05 - Internally Generated Funds  
(e.g. UACS Fund Cluster: 05-Internally Generated Funds and 06-Business Related Funds)

Particulars	UACS CODE	Approved Budget			Utilizations				
		Approved Budgeted Revenue	Adjustments (Reductions, Modifications/ Augmentations)	Adjusted Budgeted Revenue	1st Quarter Ending March 31	2nd Quarter Ending June 30	3rd Quarter Ending September 30	4th Quarter Ending December 31	Total
1	2	3	4	5=[(3+(-)4)]	6	7	8	9	10=(6+7+8+9)
General Administration and Support	1000000000000000	115,046,867.78	(2,621,672.81)	112,425,194.97	5,000,797.57	7,084,399.46	0.00	0.00	12,085,197.03
General Management and Supervision	100000100001000	115,046,867.78	(2,621,672.81)	112,425,194.97	5,000,797.57	7,084,399.46	0.00	0.00	12,085,197.03
PS		446,171.72	(107,989.40)	338,182.32	3,406.00	2,030.00	0.00	0.00	5,436.00
MOOE		37,285,974.28	485,000.00	37,770,974.28	2,715,733.79	5,640,968.01	0.00	0.00	8,356,701.80
CO		77,314,721.78	(2,998,683.41)	74,316,038.37	2,281,657.78	1,441,401.45	0.00	0.00	3,723,059.23
<b>Sub-Total, General Administration and Support</b>		<b>115,046,867.78</b>	<b>(2,621,672.81)</b>	<b>112,425,194.97</b>	<b>5,000,797.57</b>	<b>7,084,399.46</b>	<b>0.00</b>	<b>0.00</b>	<b>12,085,197.03</b>
PS		446,171.72	(107,989.40)	338,182.32	3,406.00	2,030.00	0.00	0.00	5,436.00
MOOE		37,285,974.28	485,000.00	37,770,974.28	2,715,733.79	5,640,968.01	0.00	0.00	8,356,701.80
FinEx (if Applicable)		0.00	0.00	0.00	0.00	0.00	0.00	0.00	0.00
CO		77,314,721.78	(2,998,683.41)	74,316,038.37	2,281,657.78	1,441,401.45	0.00	0.00	3,723,059.23
<b>Support to Operations</b>	<b>2000000000000000</b>	<b>25,644,375.89</b>	<b>54,941.99</b>	<b>25,699,317.88</b>	<b>5,197,635.45</b>	<b>4,939,829.16</b>	<b>0.00</b>	<b>0.00</b>	<b>10,137,464.61</b>
Auxiliary Services	200000100001000	25,644,375.89	54,941.99	25,699,317.88	5,197,635.45	4,939,829.16	0.00	0.00	10,137,464.61
MOOE		20,644,375.89	54,941.99	20,699,317.88	5,197,635.45	4,939,829.16	0.00	0.00	10,137,464.61
CO		5,000,000.00	0.00	5,000,000.00	0.00	0.00	0.00	0.00	0.00
<b>Sub-Total, Support to Operations</b>		<b>25,644,375.89</b>	<b>54,941.99</b>	<b>25,699,317.88</b>	<b>5,197,635.45</b>	<b>4,939,829.16</b>	<b>0.00</b>	<b>0.00</b>	<b>10,137,464.61</b>
PS		0.00	0.00	0.00	0.00	0.00	0.00	0.00	0.00
MOOE		20,644,375.89	54,941.99	20,699,317.88	5,197,635.45	4,939,829.16	0.00	0.00	10,137,464.61
FinEx (if Applicable)		0.00	0.00	0.00	0.00	0.00	0.00	0.00	0.00
CO		5,000,000.00	0.00	5,000,000.00	0.00	0.00	0.00	0.00	0.00
<b>Operations</b>	<b>3000000000000000</b>	<b>99,380,433.68</b>	<b>709,160.00</b>	<b>100,089,593.68</b>	<b>6,251,919.01</b>	<b>9,653,066.71</b>	<b>0.00</b>	<b>0.00</b>	<b>15,904,985.72</b>
OO : Relevant and quality tertiary education ensured to achieve inclusive growth and access of poor but deserving students to quality tertiary education increased	3100000000000000	71,244,758.56	788,410.00	72,033,168.56	5,182,211.08	7,978,323.15	0.00	0.00	13,160,534.23
HIGHER EDUCATION PROGRAM	3101000000000000	71,244,758.56	788,410.00	72,033,168.56	5,182,211.08	7,978,323.15	0.00	0.00	13,160,534.23
Provision of Higher Education Services	310100100002000	71,244,758.56	788,410.00	72,033,168.56	5,182,211.08	7,978,323.15	0.00	0.00	13,160,534.23
PS		3,600,000.00	0.00	3,600,000.00	0.00	981,500.00	0.00	0.00	981,500.00
MOOE		53,666,320.43	799,760.00	54,466,080.43	4,591,723.08	6,787,487.79	0.00	0.00	11,379,210.87
CO		13,978,438.13	(11,350.00)	13,967,088.13	590,488.00	209,335.36	0.00	0.00	799,823.36
OO : Higher education research improved to promote economic productivity and innovation	3200000000000000	24,311,126.53	(79,250.00)	24,231,876.53	885,507.93	1,103,873.56	0.00	0.00	1,989,381.49
ADVANCED EDUCATION PROGRAM	3201000000000000	3,371,611.89	7,500.00	3,379,111.89	7,750.00	122,438.00	0.00	0.00	130,188.00



Department : State Universities and Colleges (SUCs)  
 Agency/Entity : Philippine Normal University  
 Operating Unit : < not applicable >  
 Organization Code (UACS) : 08 003 0000000  
 Fund Cluster : 05 - Internally Generated Funds

(e.g. UACS Fund Cluster: 05-Internally Generated Funds and 06-Business Related Funds)

Particulars	UACS CODE	Approved Budget			Utilizations				
		Approved Budgeted Revenue	Adjustments (Reductions, Modifications/ Augmentations)	Adjusted Budgeted Revenue	1st Quarter Ending March 31	2nd Quarter Ending June 30	3rd Quarter Ending September 30	4th Quarter Ending December 31	Total
1	2	3	4	5=[(3+(-)4)]	6	7	8	9	10=(6+7+8+9)
Provision of Advanced Education Services	320100100001000	3,371,611.89	7,500.00	3,379,111.89	7,750.00	122,438.00	0.00	0.00	130,188.00
MOOE		3,371,611.89	7,500.00	3,379,111.89	7,750.00	122,438.00	0.00	0.00	130,188.00
RESEARCH PROGRAM	3202000000000000	20,939,514.64	(86,750.00)	20,852,764.64	877,757.93	981,435.56	0.00	0.00	1,859,193.49
Conduct of Research Services	320200100001000	20,939,514.64	(86,750.00)	20,852,764.64	877,757.93	981,435.56	0.00	0.00	1,859,193.49
PS		5,422,479.12	0.00	5,422,479.12	382,000.00	239,090.00	0.00	0.00	621,090.00
MOOE		15,517,035.52	(86,750.00)	15,430,285.52	495,757.93	742,345.56	0.00	0.00	1,238,103.49
OO : Community engagement increased	3300000000000000	3,824,548.59	0.00	3,824,548.59	184,200.00	570,870.00	0.00	0.00	755,070.00
TECHNICAL ADVISORY EXTENSION PROGRAM	3301000000000000	3,824,548.59	0.00	3,824,548.59	184,200.00	570,870.00	0.00	0.00	755,070.00
Provision of Extension Services	330100100001000	3,824,548.59	0.00	3,824,548.59	184,200.00	570,870.00	0.00	0.00	755,070.00
MOOE		3,824,548.59	0.00	3,824,548.59	184,200.00	570,870.00	0.00	0.00	755,070.00
Sub-Total, Operations		99,380,433.68	709,160.00	100,089,593.68	6,251,919.01	9,653,066.71	0.00	0.00	15,904,985.72
PS		9,022,479.12	0.00	9,022,479.12	382,000.00	1,220,590.00	0.00	0.00	1,602,590.00
MOOE		76,379,516.43	720,510.00	77,100,026.43	5,279,431.01	8,223,141.35	0.00	0.00	13,502,572.36
FinEx (if Applicable)		0.00	0.00	0.00	0.00	0.00	0.00	0.00	0.00
CO		13,978,438.13	(11,350.00)	13,967,088.13	590,488.00	209,335.36	0.00	0.00	799,823.36
GRAND TOTAL		240,071,677.35	(1,857,570.82)	238,214,106.53	16,450,352.03	21,677,295.33	0.00	0.00	38,127,647.36
PS		9,468,650.84	(107,989.40)	9,360,661.44	385,406.00	1,222,620.00	0.00	0.00	1,608,026.00
MOOE		134,309,866.60	1,260,451.99	135,570,318.59	13,192,800.25	18,803,938.52	0.00	0.00	31,996,738.77
FinEx (if Applicable)		0.00	0.00	0.00	0.00	0.00	0.00	0.00	0.00
CO		96,293,159.91	(3,010,033.41)	93,283,126.50	2,872,145.78	1,650,736.81	0.00	0.00	4,522,882.59



# STATEMENT OF AF

Department : State Universities and Colleges (SUC)  
 Agency/Entity : Philippine Normal University  
 Operating Unit : < not applicable >  
 Organization Code (UACS) : 08 003 0000000  
 Fund Cluster : 05 - Internally Generated Funds  
 (e.g. UACS Fund Cluster: 05-Internall


Particulars	UACS CODE	Disbursements					Balances		
		1st Quarter Ending March 31	2nd Quarter Ending June 30	3rd Quarter Ending September 30	4th Quarter Ending December 31	Total	Unutilized Budget	Unpaid Obligations (10-15)=(17+18)	
		11	12	13	14	15=(11+12+13+14)	16=(5-10)	Due and Demandable 17	Not Yet Due and Demandable 18
1	2	11	12	13	14	15=(11+12+13+14)	16=(5-10)	17	18
General Administration and Support	1000000000000000	2,874,786.15	6,298,530.15	0.00	0.00	9,173,316.30	100,339,997.94	2,911,880.73	0.00
General Management and Supervision	100000100001000	2,874,786.15	6,298,530.15	0.00	0.00	9,173,316.30	100,339,997.94	2,911,880.73	0.00
PS		3,406.00	2,030.00	0.00	0.00	5,436.00	332,746.32	0.00	0.00
MOOE		2,666,733.79	5,498,667.43	0.00	0.00	8,165,401.22	29,414,272.48	191,300.58	0.00
CO		204,646.36	797,832.72	0.00	0.00	1,002,479.08	70,592,979.14	2,720,580.15	0.00
Sub-Total, General Administration and Support		2,874,786.15	6,298,530.15	0.00	0.00	9,173,316.30	100,339,997.94	2,911,880.73	0.00
PS		3,406.00	2,030.00	0.00	0.00	5,436.00	332,746.32	0.00	0.00
MOOE		2,666,733.79	5,498,667.43	0.00	0.00	8,165,401.22	29,414,272.48	191,300.58	0.00
FinEx (if Applicable)		0.00	0.00	0.00	0.00	0.00	0.00	0.00	0.00
CO		204,646.36	797,832.72	0.00	0.00	1,002,479.08	70,592,979.14	2,720,580.15	0.00
Support to Operations	2000000000000000	3,243,020.45	5,809,833.86	0.00	0.00	9,052,854.31	15,561,853.27	1,084,610.30	0.00
Auxiliary Services	200000100001000	3,243,020.45	5,809,833.86	0.00	0.00	9,052,854.31	15,561,853.27	1,084,610.30	0.00
MOOE		3,243,020.45	5,809,833.86	0.00	0.00	9,052,854.31	10,561,853.27	1,084,610.30	0.00
CO		0.00	0.00	0.00	0.00	0.00	5,000,000.00	0.00	0.00
Sub-Total, Support to Operations		3,243,020.45	5,809,833.86	0.00	0.00	9,052,854.31	15,561,853.27	1,084,610.30	0.00
PS		0.00	0.00	0.00	0.00	0.00	0.00	0.00	0.00
MOOE		3,243,020.45	5,809,833.86	0.00	0.00	9,052,854.31	10,561,853.27	1,084,610.30	0.00
FinEx (if Applicable)		0.00	0.00	0.00	0.00	0.00	0.00	0.00	0.00
CO		0.00	0.00	0.00	0.00	0.00	5,000,000.00	0.00	0.00
Operations	3000000000000000	5,613,782.13	7,968,868.23	0.00	0.00	13,582,650.36	84,184,607.96	2,322,335.36	0.00
OO : Relevant and quality tertiary education ensured to achieve inclusive growth and access of poor but deserving students to quality tertiary education increased	3100000000000000	4,668,363.08	6,249,775.79	0.00	0.00	10,918,138.87	58,872,634.33	2,242,395.36	0.00
HIGHER EDUCATION PROGRAM	3101000000000000	4,668,363.08	6,249,775.79	0.00	0.00	10,918,138.87	58,872,634.33	2,242,395.36	0.00
Provision of Higher Education Services	310100100002000	4,668,363.08	6,249,775.79	0.00	0.00	10,918,138.87	58,872,634.33	2,242,395.36	0.00
PS		0.00	981,500.00	0.00	0.00	981,500.00	2,618,500.00	0.00	0.00
MOOE		4,477,263.08	4,749,679.79	0.00	0.00	9,226,942.87	43,086,869.56	2,152,268.00	0.00
CO		191,100.00	518,596.00	0.00	0.00	709,696.00	13,167,264.77	90,127.36	0.00
OO : Higher education research improved to promote economic productivity and innovation	3200000000000000	767,219.05	1,142,222.44	0.00	0.00	1,909,441.49	22,242,495.04	79,940.00	0.00
ADVANCED EDUCATION PROGRAM	3201000000000000	7,750.00	93,338.00	0.00	0.00	101,088.00	3,248,923.89	29,100.00	0.00




Department : State Universities and Colleges (SUC)  
 Agency/Entity : Philippine Normal University  
 Operating Unit : < not applicable >  
 Organization Code (UACS) : 08 003 0000000  
 Fund Cluster : 05 - Internally Generated Funds  
 (e.g. UACS Fund Cluster: 05-Internal)

Particulars	UACS CODE	Disbursements					Balances		
		1st Quarter Ending March 31	2nd Quarter Ending June 30	3rd Quarter Ending September 30	4th Quarter Ending December 31	Total	Unutilized Budget	Unpaid Obligations (10-15)=(17+18)	
		11	12	13	14	15={11+12+13+14}	16={5-10}	Due and Demandable 17	Not Yet Due and Demandable 18
1	2	11	12	13	14	15={11+12+13+14}	16={5-10}	17	18
Provision of Advanced Education Services	320100100001000	7,750.00	93,338.00	0.00	0.00	101,088.00	3,248,923.89	29,100.00	0.00
MOOE		7,750.00	93,338.00	0.00	0.00	101,088.00	3,248,923.89	29,100.00	0.00
RESEARCH PROGRAM	3202000000000000	759,469.05	1,048,884.44	0.00	0.00	1,808,353.49	18,993,571.15	50,840.00	0.00
Conduct of Research Services	320200100001000	759,469.05	1,048,884.44	0.00	0.00	1,808,353.49	18,993,571.15	50,840.00	0.00
PS		382,000.00	239,090.00	0.00	0.00	621,090.00	4,801,389.12	0.00	0.00
MOOE		377,469.05	809,794.44	0.00	0.00	1,187,263.49	14,192,182.03	50,840.00	0.00
OO : Community engagement increased	3300000000000000	178,200.00	576,870.00	0.00	0.00	755,070.00	3,069,478.59	0.00	0.00
TECHNICAL ADVISORY EXTENSION PROGRAM	3301000000000000	178,200.00	576,870.00	0.00	0.00	755,070.00	3,069,478.59	0.00	0.00
Provision of Extension Services	330100100001000	178,200.00	576,870.00	0.00	0.00	755,070.00	3,069,478.59	0.00	0.00
MOOE		178,200.00	576,870.00	0.00	0.00	755,070.00	3,069,478.59	0.00	0.00
Sub-Total, Operations		5,613,782.13	7,968,868.23	0.00	0.00	13,582,650.36	84,184,607.96	2,322,335.36	0.00
PS		382,000.00	1,220,590.00	0.00	0.00	1,602,590.00	7,419,889.12	0.00	0.00
MOOE		5,040,682.13	6,229,682.23	0.00	0.00	11,270,364.36	63,597,454.07	2,232,208.00	0.00
FinEx (if Applicable)		0.00	0.00	0.00	0.00	0.00	0.00	0.00	0.00
CO		191,100.00	518,596.00	0.00	0.00	709,696.00	13,167,264.77	90,127.36	0.00
GRAND TOTAL		11,731,588.73	20,077,232.24	0.00	0.00	31,808,820.97	200,086,459.17	6,318,826.39	0.00
PS		385,406.00	1,222,620.00	0.00	0.00	1,608,026.00	7,752,635.44	0.00	0.00
MOOE		10,950,436.37	17,538,183.52	0.00	0.00	28,488,619.89	103,573,579.82	3,508,118.88	0.00
FinEx (if Applicable)		0.00	0.00	0.00	0.00	0.00	0.00	0.00	0.00
CO		395,746.36	1,316,428.72	0.00	0.00	1,712,175.08	88,760,243.91	2,810,707.51	0.00


Certified Correct:

  
 FLORENCE A. ALLEJIOS  
 Head, Budget and Resource Planning Unit  
 Date: July 28, 2023 06:53 PM


Certified Correct:

  
 RONNIE B. PAGAL CIA  
 Head, Accounting Unit  
 Date: July 28, 2023 06:53 PM

Recommending Approval By:

  
 JOSE M. OCAMPO, JR., PH.D.  
 Vice-President for Finance and Administration  
 Date: July 28, 2023 07:06 PM

Approved By:

  
 BERT J. TUGA, PH.D.  
 President  
 Date: July 28, 2023 07:14 PM



**STATEMENT OF APPROVED BUDGET, UTILIZATIONS, DISBURSEMENTS AND BALANCES**  
**(For Off-Budgetary Funds)**  
**As at the Quarter Ending June 30, 2023**

Department : State Universities and Colleges (SUCs)  
Agency/Entity : Philippine Normal University  
Operating Unit : < not applicable >  
Organization Code (UACS) : 08 003 0000000  
Fund Cluster : 07 - Trust Receipts  
(e.g. UACS Fund Cluster: 05-Internally Generated Funds and 06-Business Related Funds)

Particulars	UACS CODE	Approved Budget			Utilizations				
		Approved Budgeted Revenue	Adjustments (Reductions, Modifications/ Augmentations)	Adjusted Budgeted Revenue	1st Quarter Ending March 31	2nd Quarter Ending June 30	3rd Quarter Ending September 30	4th Quarter Ending December 31	Total
1	2	3	4	5=[(3+(-)4)]	6	7	8	9	10=(6+7+8+9)
<b>Operations</b>	<b>3000000000000000</b>	<b>141,681,579.06</b>	<b>12,318,833.52</b>	<b>154,000,412.58</b>	<b>35,815,344.32</b>	<b>41,396,526.24</b>	<b>0.00</b>	<b>0.00</b>	<b>77,211,870.56</b>
OO : Relevant and quality tertiary education ensured to achieve inclusive growth and access of poor but deserving students to quality tertiary education increased	3100000000000000	34,973,618.91	(32,830.56)	34,940,788.35	4,272,998.19	3,511,502.79	0.00	0.00	7,784,500.98
HIGHER EDUCATION PROGRAM	3101000000000000	34,973,618.91	(32,830.56)	34,940,788.35	4,272,998.19	3,511,502.79	0.00	0.00	7,784,500.98
Provision of Higher Education Services	310100100002000	34,973,618.91	(32,830.56)	34,940,788.35	4,272,998.19	3,511,502.79	0.00	0.00	7,784,500.98
PS		2,650,336.72	0.00	2,650,336.72	0.00	65,000.00	0.00	0.00	65,000.00
MOOE		31,985,981.54	(32,830.56)	31,953,150.98	4,272,998.19	3,446,502.79	0.00	0.00	7,719,500.98
CO		337,300.65	0.00	337,300.65	0.00	0.00	0.00	0.00	0.00
OO : Higher education research improved to promote economic productivity and innovation	3200000000000000	106,471,377.79	12,351,664.08	118,823,041.87	31,542,346.13	37,885,023.45	0.00	0.00	69,427,369.58
ADVANCED EDUCATION PROGRAM	3201000000000000	80,256,156.90	0.00	80,256,156.90	22,718,522.81	29,348,362.14	0.00	0.00	52,066,884.95
Provision of Advanced Education Services	320100100001000	80,256,156.90	0.00	80,256,156.90	22,718,522.81	29,348,362.14	0.00	0.00	52,066,884.95
PS		59,630,911.50	1,500,000.00	61,130,911.50	20,969,875.52	27,423,995.72	0.00	0.00	48,393,871.24
MOOE		20,625,245.40	(1,500,000.00)	19,125,245.40	1,748,647.29	1,924,366.42	0.00	0.00	3,673,013.71
RESEARCH PROGRAM	3202000000000000	26,215,220.89	12,351,664.08	38,566,884.97	8,823,823.32	8,536,661.31	0.00	0.00	17,360,484.63
Conduct of Research Services	320200100001000	26,215,220.89	12,351,664.08	38,566,884.97	8,823,823.32	8,536,661.31	0.00	0.00	17,360,484.63
PS		14,157,326.27	2,881,195.36	17,038,521.63	2,791,271.82	3,073,573.98	0.00	0.00	5,864,845.80
MOOE		10,043,686.62	9,470,468.72	19,514,155.34	5,970,646.74	5,463,087.33	0.00	0.00	11,433,734.07
CO		2,014,208.00	0.00	2,014,208.00	61,904.76	0.00	0.00	0.00	61,904.76
OO : Community engagement increased	3300000000000000	236,582.36	0.00	236,582.36	0.00	0.00	0.00	0.00	0.00
TECHNICAL ADVISORY EXTENSION PROGRAM	3301000000000000	236,582.36	0.00	236,582.36	0.00	0.00	0.00	0.00	0.00
Provision of Extension Services	330100100001000	236,582.36	0.00	236,582.36	0.00	0.00	0.00	0.00	0.00
PS		8,826.86	0.00	8,826.86	0.00	0.00	0.00	0.00	0.00
MOOE		227,755.50	0.00	227,755.50	0.00	0.00	0.00	0.00	0.00
<b>Sub-Total, Operations</b>		<b>141,681,579.06</b>	<b>12,318,833.52</b>	<b>154,000,412.58</b>	<b>35,815,344.32</b>	<b>41,396,526.24</b>	<b>0.00</b>	<b>0.00</b>	<b>77,211,870.56</b>
PS		76,447,401.35	4,381,195.36	80,828,596.71	23,761,147.34	30,562,569.70	0.00	0.00	54,323,717.04
MOOE		62,882,669.06	7,937,638.16	70,820,307.22	11,992,292.22	10,833,956.54	0.00	0.00	22,826,248.76
FinEx (if Applicable)		0.00	0.00	0.00	0.00	0.00	0.00	0.00	0.00
CO		2,351,508.65	0.00	2,351,508.65	61,904.76	0.00	0.00	0.00	61,904.76

Department : State Universities and Colleges (SUCs)  
 Agency/Entity : Philippine Normal University  
 Operating Unit : < not applicable >  
 Organization Code (UACS) : 08 003 0000000  
 Fund Cluster : 07 - Trust Receipts  
 (e.g. UACS Fund Cluster: 05-Internally Generated Funds and 06-Business Related Funds)

Particulars	UACS CODE	Approved Budget			Utilizations				
		Approved Budgeted Revenue	Adjustments (Reductions, Modifications/ Augmentations)	Adjusted Budgeted Revenue	1st Quarter Ending March 31	2nd Quarter Ending June 30	3rd Quarter Ending September 30	4th Quarter Ending December 31	Total
1	2	3	4	5=([3+(-)4])	6	7	8	9	10=(6+7+8+9)
GRAND TOTAL		141,681,579.06	12,318,833.52	154,000,412.58	35,815,344.32	41,396,526.24	0.00	0.00	77,211,870.56
PS		76,447,401.35	4,381,195.36	80,828,596.71	23,761,147.34	30,562,569.70	0.00	0.00	54,323,717.04
MOOE		62,882,669.06	7,937,638.16	70,820,307.22	11,992,292.22	10,833,956.54	0.00	0.00	22,826,248.76
FinEx (if Applicable)		0.00	0.00	0.00	0.00	0.00	0.00	0.00	0.00
CO		2,351,508.65	0.00	2,351,508.65	61,904.76	0.00	0.00	0.00	61,904.76



# STATEMENT OF APPRC


Department : State Universities and Colleges (SUC)  
 Agency/Entity : Philippine Normal University  
 Operating Unit : < not applicable >  
 Organization Code (UACS) : 08 003 0000000  
 Fund Cluster : 07 - Trust Receipts  
 (e.g. UACS Fund Cluster: 05-Internal

Particulars	UACS CODE	Disbursements					Balances		
		1st Quarter Ending March 31	2nd Quarter Ending June 30	3rd Quarter Ending September 30	4th Quarter Ending December 31	Total	Unutilized Budget	Unpaid Obligations (10-15)=(17+18)	
		11	12	13	14	15=(11+12+13+14)		Due and Demandable	Not Yet Due and Demandable
1	2	11	12	13	14	15=(11+12+13+14)	16=(5-10)	17	18
<b>Operations</b>	3000000000000000	34,651,122.28	42,071,718.12	0.00	0.00	76,722,840.40	76,788,542.02	489,030.16	0.00
OO : Relevant and quality tertiary education ensured to achieve inclusive growth and access of poor but deserving students to quality tertiary education increased	3100000000000000	4,197,998.19	3,327,952.79	0.00	0.00	7,525,950.98	27,156,287.37	258,550.00	0.00
HIGHER EDUCATION PROGRAM	3101000000000000	4,197,998.19	3,327,952.79	0.00	0.00	7,525,950.98	27,156,287.37	258,550.00	0.00
Provision of Higher Education Services	310100100002000	4,197,998.19	3,327,952.79	0.00	0.00	7,525,950.98	27,156,287.37	258,550.00	0.00
PS		0.00	65,000.00	0.00	0.00	65,000.00	2,585,336.72	0.00	0.00
MOOE		4,197,998.19	3,262,952.79	0.00	0.00	7,460,950.98	24,233,650.00	258,550.00	0.00
CO		0.00	0.00	0.00	0.00	0.00	337,300.65	0.00	0.00
OO : Higher education research improved to promote economic productivity and innovation	3200000000000000	30,453,124.09	38,743,765.33	0.00	0.00	69,196,889.42	49,395,672.29	230,480.16	0.00
ADVANCED EDUCATION PROGRAM	3201000000000000	22,642,422.81	29,300,062.14	0.00	0.00	51,942,484.95	28,189,271.95	124,400.00	0.00
Provision of Advanced Education Services	320100100001000	22,642,422.81	29,300,062.14	0.00	0.00	51,942,484.95	28,189,271.95	124,400.00	0.00
PS		20,894,875.52	27,498,995.72	0.00	0.00	48,393,871.24	12,737,040.26	0.00	0.00
MOOE		1,747,547.29	1,801,066.42	0.00	0.00	3,548,613.71	15,452,231.69	124,400.00	0.00
RESEARCH PROGRAM	3202000000000000	7,810,701.28	9,443,703.19	0.00	0.00	17,254,404.47	21,206,400.34	106,080.16	0.00
Conduct of Research Services	320200100001000	7,810,701.28	9,443,703.19	0.00	0.00	17,254,404.47	21,206,400.34	106,080.16	0.00
PS		2,652,371.82	3,212,473.98	0.00	0.00	5,864,845.80	11,173,675.83	0.00	0.00
MOOE		5,158,329.46	6,169,324.45	0.00	0.00	11,327,653.91	8,080,421.27	106,080.16	0.00
CO		0.00	61,904.76	0.00	0.00	61,904.76	1,952,303.24	0.00	0.00
OO : Community engagement increased	3300000000000000	0.00	0.00	0.00	0.00	0.00	236,582.36	0.00	0.00
TECHNICAL ADVISORY EXTENSION PROGRAM	3301000000000000	0.00	0.00	0.00	0.00	0.00	236,582.36	0.00	0.00
Provision of Extension Services	330100100001000	0.00	0.00	0.00	0.00	0.00	236,582.36	0.00	0.00
PS		0.00	0.00	0.00	0.00	0.00	8,826.86	0.00	0.00
MOOE		0.00	0.00	0.00	0.00	0.00	227,755.50	0.00	0.00
<b>Sub-Total, Operations</b>		34,651,122.28	42,071,718.12	0.00	0.00	76,722,840.40	76,788,542.02	489,030.16	0.00
PS		23,547,247.34	30,776,469.70	0.00	0.00	54,323,717.04	26,504,879.67	0.00	0.00
MOOE		11,103,874.94	11,233,343.66	0.00	0.00	22,337,218.60	47,994,058.46	489,030.16	0.00
<b>FinEx (if Applicable)</b>		0.00	0.00	0.00	0.00	0.00	0.00	0.00	0.00
CO		0.00	61,904.76	0.00	0.00	61,904.76	2,289,603.89	0.00	0.00


Department : State Universities and Colleges (SUC)  
 Agency/Entity : Philippine Normal University  
 Operating Unit : < not applicable >  
 Organization Code (UACS) : 08 003 0000000  
 Fund Cluster : 07 - Trust Receipts  
 (e.g. UACS Fund Cluster: 05-Internal

Particulars	UACS CODE	Disbursements					Balances		
		1st Quarter Ending March 31	2nd Quarter Ending June 30	3rd Quarter Ending September 30	4th Quarter Ending December 31	Total	Unutilized Budget	Unpaid Obligations (10-15)=(17+18)	
								Due and Demandable	Not Yet Due and Demandable
1	2	11	12	13	14	15=(11+12+13+14)	16=(5-10)	17	18
GRAND TOTAL		34,651,122.28	42,071,718.12	0.00	0.00	76,722,840.40	76,788,542.02	489,030.16	0.00
PS		23,547,247.34	30,776,469.70	0.00	0.00	54,323,717.04	26,504,879.67	0.00	0.00
MOOE		11,103,874.94	11,233,343.66	0.00	0.00	22,337,218.60	47,994,058.46	489,030.16	0.00
FinEx (if Applicable)		0.00	0.00	0.00	0.00	0.00	0.00	0.00	0.00
CO		0.00	61,904.76	0.00	0.00	61,904.76	2,289,603.89	0.00	0.00


Certified Correct:

  
 FLORENCE A. ALLEJOS  
 Head, Budget and Resource Planning Unit  
 Date: July 28, 2023 06:53 PM


Certified Correct:

  
 RONNIE B. PAGAL, CIA  
 Head, Accounting Unit  
 Date: July 28, 2023 06:53 PM

Recommending Approval By:

  
 JOSE M. OCAMPO, JR., PH.D.  
 Vice-President for Finance and Administration  
 Date: July 28, 2023 07:06 PM

Approved By:

  
 BERT J. TUGA, PH.D.  
 President  
 Date: July 28, 2023 07:14 PM