

# MONTHLY REPORT OF DISBURSEMENTS

For the month of June 2023

Department : State Universities and Colleges (SUCs)  
 Agency/Entity : Philippine Normal University  
 Operating Unit : < not applicable >  
 Organization Code (UACS) : 08 003 0000000  
 Fund Cluster : 01 - Regular Agency Fund

Particulars	Current Year Budget					Prior Year's Budget								
	PS	MOOE	FinEx	CO	TOTAL	Prior Year's Accounts Payable					Current Year's Accounts Payable			
						PS	MOOE	FinEx	CO	Sub-Total	PS	MOOE	FinEx	CO
1	2	3	4	5	6=(2+3+4+5)	7	8	9	10	11=(7+8+9+10)	12	13	14	15
CASH DISBURSEMENTS	38,316,695.12	30,212,599.60	0.00	0.00	68,529,294.72	879,414.11	8,141,065.40	0.00	2,657,679.67	11,678,159.18	0.00	7,400.00	0.00	0.00
Notice of Cash Allocation (NCA)	38,316,695.12	30,212,599.60	0.00	0.00	68,529,294.72	879,414.11	8,141,065.40	0.00	2,657,679.67	11,678,159.18	0.00	7,400.00	0.00	0.00
MDS Checks Issued	9,361,719.43	5,888,705.20	0.00	0.00	15,250,424.63	0.00	0.00	0.00	0.00	0.00	0.00	0.00	0.00	0.00
Advice to Debit Account	28,954,975.69	24,323,894.40	0.00	0.00	53,278,870.09	879,414.11	8,141,065.40	0.00	2,657,679.67	11,678,159.18	0.00	7,400.00	0.00	0.00
Notice of Transfer Allocations (NTA)	0.00	0.00	0.00	0.00	0.00	0.00	0.00	0.00	0.00	0.00	0.00	0.00	0.00	0.00
MDS Checks Issued	0.00	0.00	0.00	0.00	0.00	0.00	0.00	0.00	0.00	0.00	0.00	0.00	0.00	0.00
Advice to Debit Account	0.00	0.00	0.00	0.00	0.00	0.00	0.00	0.00	0.00	0.00	0.00	0.00	0.00	0.00
Working Fund for FAPs	0.00	0.00	0.00	0.00	0.00	0.00	0.00	0.00	0.00	0.00	0.00	0.00	0.00	0.00
Cash Disbursement Ceiling (CDC)	0.00	0.00	0.00	0.00	0.00	0.00	0.00	0.00	0.00	0.00	0.00	0.00	0.00	0.00
<b>TOTAL CASH DISBURSEMENTS</b>	<b>38,316,695.12</b>	<b>30,212,599.60</b>	<b>0.00</b>	<b>0.00</b>	<b>68,529,294.72</b>	<b>879,414.11</b>	<b>8,141,065.40</b>	<b>0.00</b>	<b>2,657,679.67</b>	<b>11,678,159.18</b>	<b>0.00</b>	<b>7,400.00</b>	<b>0.00</b>	<b>0.00</b>
NON-CASH DISBURSEMENTS	4,391,813.27	837,329.52	0.00	0.00	5,229,142.79	0.00	449,904.65	0.00	241,607.24	691,511.89	0.00	0.00	0.00	0.00
Tax Remittance Advices Issued (TRA)	4,391,813.27	837,329.52	0.00	0.00	5,229,142.79	0.00	449,904.65	0.00	241,607.24	691,511.89	0.00	0.00	0.00	0.00
Non-Cash Availment Authority (NCAA)	0.00	0.00	0.00	0.00	0.00	0.00	0.00	0.00	0.00	0.00	0.00	0.00	0.00	0.00
Disbursements effected through outright deductions from claims (please specify...)	0.00	0.00	0.00	0.00	0.00	0.00	0.00	0.00	0.00	0.00	0.00	0.00	0.00	0.00
Overpayment of expenses(e.g. personnel benefits)	0.00	0.00	0.00	0.00	0.00	0.00	0.00	0.00	0.00	0.00	0.00	0.00	0.00	0.00
Restitution for loss of government property	0.00	0.00	0.00	0.00	0.00	0.00	0.00	0.00	0.00	0.00	0.00	0.00	0.00	0.00
Liquidated damages and similar claims	0.00	0.00	0.00	0.00	0.00	0.00	0.00	0.00	0.00	0.00	0.00	0.00	0.00	0.00
Others(TEF, BTr-Documentary Stamp Tax, etc.)	0.00	0.00	0.00	0.00	0.00	0.00	0.00	0.00	0.00	0.00	0.00	0.00	0.00	0.00
<b>TOTAL NON-CASH DISBURSEMENTS</b>	<b>4,391,813.27</b>	<b>837,329.52</b>	<b>0.00</b>	<b>0.00</b>	<b>5,229,142.79</b>	<b>0.00</b>	<b>449,904.65</b>	<b>0.00</b>	<b>241,607.24</b>	<b>691,511.89</b>	<b>0.00</b>	<b>0.00</b>	<b>0.00</b>	<b>0.00</b>
<b>GRAND TOTAL</b>	<b>42,708,508.39</b>	<b>31,049,929.12</b>	<b>0.00</b>	<b>0.00</b>	<b>73,758,437.51</b>	<b>879,414.11</b>	<b>8,590,970.05</b>	<b>0.00</b>	<b>2,899,286.91</b>	<b>12,369,671.07</b>	<b>0.00</b>	<b>7,400.00</b>	<b>0.00</b>	<b>0.00</b>


Department : Stat  
 Agency/Entity : Phil  
 Operating Unit : < no  
 Organization Code (UACS) : 08 0  
 Fund Cluster : 01 -


Particulars				Trust Liabilities				Grand Total					Remarks
	Sub-Total	TOTAL	SUB-TOTAL	PS	MOOE	CO	TOTAL	PS	MOOE	FinEx	CO	TOTAL	
1	16=(12+13+14+15)	17=(11+16)	18=(6+17)	19	20	21	22=(19+20+21)	23	24	25	26	27=(23+24+25+26)	28
CASH DISBURSEMENTS	7,400.00	11,685,559.18	80,214,853.90	0.00	0.00	0.00	0.00	39,196,109.23	38,361,065.00	0.00	2,657,679.67	80,214,853.90	Payment of prior year's accounts payable by the regional campuses were taken out of their local currency, current account cash balances
Notice of Cash Allocation (NCA)	7,400.00	11,685,559.18	80,214,853.90	0.00	0.00	0.00	0.00	39,196,109.23	38,361,065.00	0.00	2,657,679.67	80,214,853.90	
MDS Checks Issued	0.00	0.00	15,250,424.63	0.00	0.00	0.00	0.00	9,361,719.43	5,888,705.20	0.00	0.00	15,250,424.63	
Advice to Debit Account	7,400.00	11,685,559.18	64,964,429.27	0.00	0.00	0.00	0.00	29,834,389.80	32,472,359.80	0.00	2,657,679.67	64,964,429.27	
Notice of Transfer Allocations (NTA)	0.00	0.00	0.00	0.00	0.00	0.00	0.00	0.00	0.00	0.00	0.00	0.00	
MDS Checks Issued	0.00	0.00	0.00	0.00	0.00	0.00	0.00	0.00	0.00	0.00	0.00	0.00	
Advice to Debit Account	0.00	0.00	0.00	0.00	0.00	0.00	0.00	0.00	0.00	0.00	0.00	0.00	
Working Fund for FAPs	0.00	0.00	0.00	0.00	0.00	0.00	0.00	0.00	0.00	0.00	0.00	0.00	
Cash Disbursement Ceiling (CDC)	0.00	0.00	0.00	0.00	0.00	0.00	0.00	0.00	0.00	0.00	0.00	0.00	
TOTAL CASH DISBURSEMENTS	7,400.00	11,685,559.18	80,214,853.90	0.00	0.00	0.00	0.00	39,196,109.23	38,361,065.00	0.00	2,657,679.67	80,214,853.90	
NON-CASH DISBURSEMENTS	0.00	691,511.89	5,920,654.68	0.00	0.00	0.00	0.00	4,391,813.27	1,287,234.17	0.00	241,607.24	5,920,654.68	
Tax Remittance Advices Issued (TRA)	0.00	691,511.89	5,920,654.68	0.00	0.00	0.00	0.00	4,391,813.27	1,287,234.17	0.00	241,607.24	5,920,654.68	
Non-Cash Availment Authority (NCAA)	0.00	0.00	0.00	0.00	0.00	0.00	0.00	0.00	0.00	0.00	0.00	0.00	
Disbursements effected through outright deductions from claims (please specify...)	0.00	0.00	0.00	0.00	0.00	0.00	0.00	0.00	0.00	0.00	0.00	0.00	
Overpayment of expenses(e.g. personnel benefits)	0.00	0.00	0.00	0.00	0.00	0.00	0.00	0.00	0.00	0.00	0.00	0.00	
Restitution for loss of government property	0.00	0.00	0.00	0.00	0.00	0.00	0.00	0.00	0.00	0.00	0.00	0.00	
Liquidated damages and similar claims	0.00	0.00	0.00	0.00	0.00	0.00	0.00	0.00	0.00	0.00	0.00	0.00	
Others(TEF, BTr-Documentary Stamp Tax, etc.)	0.00	0.00	0.00	0.00	0.00	0.00	0.00	0.00	0.00	0.00	0.00	0.00	
TOTAL NON-CASH DISBURSEMENTS	0.00	691,511.89	5,920,654.68	0.00	0.00	0.00	0.00	4,391,813.27	1,287,234.17	0.00	241,607.24	5,920,654.68	
GRAND TOTAL	7,400.00	12,377,071.07	86,135,508.58	0.00	0.00	0.00	0.00	43,587,922.50	39,648,299.17	0.00	2,899,286.91	86,135,508.58	


SUMMARY

Particulars	Previous Report	This Month	As at Date
(1)	(2)	(3)	(4)
Total Disbursement Authorities Received	362,205,744.06	60,513,245.68	422,718,989.74
NCA	330,473,349.00	54,592,591.00	385,065,940.00
NTA	0.00	0.00	0.00
Working Fund	0.00	0.00	0.00
TRA	31,732,395.06	5,920,654.68	37,653,049.74
CDC	0.00	0.00	0.00
NCAA	0.00	0.00	0.00
Less: Notice of Transfer of Allocations (NTA)* issued	0.00	0.00	0.00
Total Disbursement Authorities Available	362,205,744.06	60,513,245.68	422,718,989.74
Less:	0.00	0.00	0.00
Lapsed NCA	0.00	0.00	0.00
Disbursements	344,287,817.06	86,135,508.58	430,423,325.64
Less: Other Non-Cash Disbursements	0.00	0.00	0.00
Disbursements effected through outright deductions from claims	0.00	0.00	0.00
Overpayment of expenses(e.g. personnel benefits)	0.00	0.00	0.00
Restitution for loss of government property	0.00	0.00	0.00
Liquidated damages and similar claims	0.00	0.00	0.00
Others (e.g. TEF, BTr, Docs Stamp, etc.)	0.00	0.00	0.00
Add/Less: Adjustments (e.g. cancelled/staled checks)	0.00	0.00	0.00
Balance of Disbursement Authorities as at date	17,917,927.00	(25,622,262.90)	(7,704,335.90)
Total Disbursements Program	362,205,744.06	60,513,245.68	422,718,989.74
Less: *Actual Disbursements	344,287,817.06	86,135,508.58	430,423,325.64
(Over)/Under spending	17,917,927.00	(25,622,262.90)	(7,704,335.90)

Notes: \* The use of NTA is discouraged  
Notes: \*\* Amounts should tally with the grand total disbursemnt (column 27).

Certified Correct:  
  
RONNIE B. PAGAL  
Accountant IV  
Date: July 10, 2023 02:11 PM

Recommending Approval:  
  
JOSE M. OCAMPO, JR.  
Vice President for Finance and Administration  
Date:

Approved By:  
  
BERT J. TUGA  
University President  
Date: July 10, 2023 04:13 PM