

QUARTERLY PHYSICAL REPORT OF OPERATION
As of March 31, 2022

State Universities and Colleges (SUCs)

Agency :

< not applicable >

Organization Code (UACS) :

Particulars	UACS CODE	Physical Target (Budget Year)					Physical Accomplishment (Budget Year)					Variance	Remarks
		1st Quarter	2nd Quarter	3rd Quarter	4th Quarter	Total	1st Quarter	2nd Quarter	3rd Quarter	4th Quarter	Total		
1	2	3	4	5	6	7	8	9	10	11	12	13	14
HIGHER EDUCATION PROGRAM	310100000000000												
OO : Relevant and quality tertiary education ensured to achieve inclusive													
Outcome Indicators													
1. Percentage of first-time licensure exam takers that pass the licensure exams		90%	0%	0%	0%	90%	100%				100%		
2. Percentage of graduates (2 years prior) that are employed		30%	20%	20%	15%	85%	26.79%				26.79%		
Output Indicators													
1. Percentage of undergraduate students enrolled in CHED-identified and RDC-identified priority programs		100%	0%	0%	0%	100%	100%				100%		
2. Percentage of undergraduate programs with accreditation		100%	0%	0%	0%	100%	100%				100%		
ADVANCED EDUCATION PROGRAM	320100000000000												
OO : Higher education research improved to promote economic													
Outcome Indicator													
1. Percentage of graduate school faculty engaged in research work applied in any of the following:													
a. pursuing advanced research degree programs (Ph.D.) or		0%	0%	0%	0%	0%							
b. actively pursuing within the last three (3) years (investigative research, basic and applied scientific research, policy research, social science research) or		40%	30%	10%	10%	90%	100%				100%		
c. producing technologies for commercialization or livelihood improvement or		0%	0%	0%	0%	0%							

Particulars	UACS CODE	Physical Target (Budget Year)					Physical Accomplishment (Budget Year)					Variance	Remarks
		1st Quarter	2nd Quarter	3rd Quarter	4th Quarter	Total	1st Quarter	2nd Quarter	3rd Quarter	4th Quarter	Total		
1	2	3	4	5	6	7	8	9	10	11	12	13	14
d. whose research work resulted in an extension program		0%	0%	0%	0%	0%							
Output Indicators													
1. Percentage of graduate students enrolled in research degree programs		98%	0%	0%	0%	98%	100%				100%		
2. Percentage of accredited graduate programs		40%	0%	0%	0%	40%	51.11%				51.11%		
RESEARCH PROGRAM	3202000000000000												
OO : Higher education research improved to promote economic													
Outcome Indicator													
1. Number of research outputs in the last three years utilized by the industry or by other beneficiaries						0							
Output Indicators													
1. Number of research outputs completed within the year		21	15	20	10	66	28				28		
2. Percentage of research outputs published in internationally-refereed or CHED recognized journal within the year		5%	20%	17%	10%	52%	8				8		
TECHNICAL ADVISORY EXTENSION PROGRAM	3301000000000000												
OO : Community engagement increased													
Outcome Indicator													
1. Number of active partnerships with LGUs, industries, NGOs, NGAs, SMEs, and other stakeholders as a result of extension activities		10	10	10	8	38	62				62		
Output Indicators													
1. Number of trainees weighted by the length of training		200	400	400	100	1,100	549.00				549.00		
2. Number of extension programs organized and supported consistent with the SUC's mandated and priority programs		8	12	13	5	38	8				8		
3. Percentage of beneficiaries who rate the training course/s as satisfactory or higher in terms of quality and relevance		100%	0%	0%	0%	100%	100%				100%		

Prepared By:


RUEL A. AVILLA

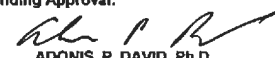
Director, Center for Planning and Quality Assurance
2022-04-27 17:12:15

In coordination with:


NERLYN J. MAKINANO

Budget Officer
2022-04-27 17:12:15

Recommending Approval:


ADONIS P. DAVID, Ph.D.

O.I.C., OFFICE OF THE Vice President for Research,
Planning and Quality Assurance
2022-04-28 11:01:18

Approved By:


BERT J. TUGA, Ph.D.

President
2022-04-28 11:01:18

QUARTERLY PHYSICAL REPORT OF OPERATION As of June 30, 2022

Department: State Universities and Colleges (SUCs)
 Agency : PHILIPPINE NORMAL UNIVERSITY
 Operating Unit: < not applicable >
 Organization Code (UACS): 800300000000

Particulars	UACS CODE	Physical Target (Budget Year)					Physical Accomplishment (Budget Year)					Variance	Remarks
		1st Quarter	2nd Quarter	3rd Quarter	4th Quarter	Total	1st Quarter	2nd Quarter	3rd Quarter	4th Quarter	Total		
1	2	3	4	5	6	7	8	9	10	11	12	13	14
HIGHER EDUCATION PROGRAM	3101000000000000												
OO : Relevant and quality tertiary education ensured to achieve inclusive													
Outcome Indicators													
1. Percentage of first-time licensure exam takers that pass the licensure exams		90%	0%	0%	0%	90%	100%				100%		
2. Percentage of graduates (2 years prior) that are employed		30%	20%	20%	15%	85%	26.79%	10.71%			37.50%		
Output Indicators													
1. Percentage of undergraduate students enrolled in CHED-identified and RDC-identified priority programs		100%	0%	0%	0%	100%	100%	100%			100%		
2. Percentage of undergraduate programs with accreditation		100%	0%	0%	0%	100%	100%	100%			100%		
ADVANCED EDUCATION PROGRAM	3201000000000000												
OO : Higher education research improved to promote economic													
Outcome Indicator													
1. Percentage of graduate school faculty engaged in research work applied in any of the following:													
a. pursuing advanced research degree programs (Ph.D.) or		0%	0%	0%	0%	0%							
b. actively pursuing within the last three (3) years (investigative research, basic and applied scientific research, policy research, social science research) or		40%	30%	10%	10%	90%	100%	100%			100%		
c. producing technologies for commercialization or livelihood improvement or		0%	0%	0%	0%	0%							

Particulars	UACS CODE	Physical Target (Budget Year)					Physical Accomplishment (Budget Year)					Variance	Remarks
		1st Quarter	2nd Quarter	3rd Quarter	4th Quarter	Total	1st Quarter	2nd Quarter	3rd Quarter	4th Quarter	Total		
1	2	3	4	5	6	7	8	9	10	11	12	13	14
d. whose research work resulted in an extension program		0%	0%	0%	0%	0%							
Output Indicators													
1. Percentage of graduate students enrolled in research degree programs		98%	0%	0%	0%	98%	100%	100%			100%		
2. Percentage of accredited graduate programs		40%	0%	0%	0%	40%	51.11%	51.11%			51.11%		
RESEARCH PROGRAM	3202000000000000												
OO : Higher education research improved to promote economic													
Outcome Indicator													
1. Number of research outputs in the last three years utilized by the industry or by other beneficiaries						0							
Output Indicators													
1. Number of research outputs completed within the year		21	15	20	10	66	28	12			40		
2. Percentage of research outputs published in internationally-refereed or CHED recognized journal within the year		5%	20%	17%	10%	52%	8	7			15		
TECHNICAL ADVISORY EXTENSION PROGRAM	3301000000000000												
OO : Community engagement increased													
Outcome Indicator													
1. Number of active partnerships with LGUs, business, NGOs, NGAs, SMEs, and other stakeholders as a result of extension activities		10	10	10	8	38	62	73			73		
Output Indicators													
1. Number of trainees weighted by the length of training		200	400	400	100	1,100	549.00	556.00			1105.00		
2. Number of extension programs organized and supported consistent with the SUC's mandated and priority programs		8	12	13	5	38	8	11			19		
3. Percentage of beneficiaries who rate the training course/s as satisfactory or higher in terms of quality and relevance		100%	0%	0%	0%	100%	100%	100%			100%		

Prepared By:


RUEL A. AVILLA

Director, Center for Planning and Quality Assurance

Date: 2022-07-29 15:43:48


In coordination with:


FLORENCE A. ALEJOS

Head, Budget and Resource Planning Unit

Date: 2022-07-29 15:43:48

Approved By:


BERT J. TUGA, PH.D.

President

Date: 2022-07-29 16:51:39

QUARTERLY PHYSICAL REPORT OF OPERATION
As of September 30, 2022

Department : State Universities and Colleges (SUCs)
Agency : Philippine Normal University
Operating Unit < not applicable >
Organization Code (UACS) : 080030400001

Particulars	UACS CODE	Physical Target (Budget Year)					Physical Accomplishment (Budget Year)					Variance	Remarks
		1st Quarter	2nd Quarter	3rd Quarter	4th Quarter	Total	1st Quarter	2nd Quarter	3rd Quarter	4th Quarter	Total		
1	2	3	4	5	6	7	8	9	10	11	12	13	14
HIGHER EDUCATION PROGRAM	310100000000000												
OO : Relevant and quality tertiary education ensured to achieve inclusive													
Outcome Indicators													
1. Percentage of first-time licensure exam takers that pass the licensure exams		90%	0%	0%	0%	90%	100%		100%		100%		All the first-time takers passed the Licensure Examination for Professional Teachers. The examination was held last June 2022 (for Quarter 3)
2. Percentage of graduates (2 years prior) that are employed		30%	20%	20%	15%	85%	26.79%	10.71%	19.64%		57.14%		About 1 alumni was not able to update her tracer survey form due to difficulty in getting her contact information.
Output Indicators													
1. Percentage of undergraduate students enrolled in CHED-identified and RDC-identified priority programs		100%	0%	0%	0%	100%	100%	100%	100%		100%		
2. Percentage of undergraduate programs with accreditation		100%	0%	0%	0%	100%	100%	100%	100%		100%		
ADVANCED EDUCATION PROGRAM	320100000000000												
OO : Higher education research improved to promote economic													
Outcome Indicator													
1. Percentage of graduate school faculty engaged in research work applied in any of the following:													
a. pursuing advanced research degree programs (Ph.D.) or		0%	0%	0%	0%	0%							
b. actively pursuing within the last three (3) years (investigative research, basic and applied scientific research, policy research, social science research) or		40%	30%	10%	10%	90%	100%	100%	100%		100%		All graduate faculty members in the University are engaged in research projects.

[illegible]

Particulars	UACS CODE	Physical Target (Budget Year)					Physical Accomplishment (Budget Year)					Variance	Remarks
		1st Quarter	2nd Quarter	3rd Quarter	4th Quarter	Total	1st Quarter	2nd Quarter	3rd Quarter	4th Quarter	Total		
1	2	3	4	5	6	7	8	9	10	11	12	13	14
1. Number of active partnerships with LGUs, industries, NGOs, NGAs, SMEs, and other stakeholders as a result of extension activities		10	10	10	8	38	62	73	76		76		There is a large number of requests for partnership as most schools and communities need help in uplifting literacy and development programs as they recover from the effects of pandemic
Output Indicators													
1. Number of trainees weighted by the length of training		200	400	400	100	1,100	549.00	556.00	820.50		1925.50		The online platform used in implementing activities provided greater opportunities for engagement.
2. Number of extension programs organized and supported consistent with the SUC's mandated and priority programs		8	12	13	5	38	8	11	12		31		Some units were not able to implement extension programs because most of the faculty members are in PVP (Vacation) from August 2022 to October 2022.
3. Percentage of beneficiaries who rate the training course/s as satisfactory or higher in terms of quality and relevance		100%	0%	0%	0%	100%	100%	100%	100%		100%		


Prepared By:


RUELL A. AVILLA

Director, Center for Planning and Quality Assurance

Date: 2022-10-28 10:25:13


In coordination with:


FLORENCE A. ALLEJOS

Head, Budget and Resource Planning Unit

Date: 2022-10-28 10:25:13

Recommending Approval:


ADONIS P. DAVID, Ph.D.

Vice President for Research, Planning & Quality Assurance

Date: 2022-10-29 11:25:36

Approved By:


BERT J. TUGA, Ph.D.

President

Date: 2022-10-29 11:25:36

This report was generated using the Unified Reporting System on 29/10/2022 11:31 ; Status : SUBMITTED

QUARTERLY PHYSICAL REPORT OF OPERATION
As of December 31, 2022

Department : State Universities and Colleges (SUCs)
Agency : Philippine Normal University
Operating Unit : < not applicable >
Organization Code (UACS) : 08 003 0000000

Particulars	UACS CODE	Physical Target (Budget Year)					Physical Accomplishment (Budget Year)					Variance as of 12/31/2022	Remarks
		1st Quarter	2nd Quarter	3rd Quarter	4th Quarter	Total	1st Quarter	2nd Quarter	3rd Quarter	4th Quarter	Total		
1	2	3	4	5	6	7	8	9	10	11	12	13	14
HIGHER EDUCATION PROGRAM	310100000000000												
OO : Relevant and quality tertiary education ensured to achieve inclusive growth and access of poor but deserving students to quality tertiary education increased													
Outcome Indicators													
1. Percentage of first-time licensure exam takers that pass the licensure exams		90%	0%	0%	0%	90%	100%		100%		100%		
2. Percentage of graduates (2 years prior) that are employed		30%	20%	20%	15%	85%	26.79%	10.71%	19.64%	28.57%	85.71%		
Output Indicators													
1. Percentage of undergraduate students enrolled in CHED-identified and RDC-identified priority programs		100%	0%	0%	0%	100%	100%	100%	100%	100%	100%		
2. Percentage of undergraduate programs with accreditation		100%	0%	0%	0%	100%	100%	100%	100%	100%	100%		
ADVANCED EDUCATION PROGRAM	320100000000000												
OO : Higher education research improved to promote economic productivity and innovation													
Outcome Indicator													
1. Percentage of graduate school faculty engaged in research work applied in any of the following:													
a. pursuing advanced research degree programs (Ph.D.) or		0%	0%	0%	0%	0%							
b. actively pursuing within the last three (3) years (investigative research, basic and applied scientific research, policy research, social science research) or		40%	30%	10%	10%	90%	100%	100%	100%	100%	100%		
c. producing technologies for commercialization or livelihood improvement or		0%	0%	0%	0%	0%							

Particulars	UACS CODE	Physical Target (Budget Year)					Physical Accomplishment (Budget Year)					Variance as of 12/31/2022	Remarks
		1st Quarter	2nd Quarter	3rd Quarter	4th Quarter	Total	1st Quarter	2nd Quarter	3rd Quarter	4th Quarter	Total		
1	2	3	4	5	6	7	8	9	10	11	12	13	14
d. whose research work resulted in an extension program		0%	0%	0%	0%	0%							
Output Indicators													
1. Percentage of graduate students enrolled in research degree programs		98%	0%	0%	0%	98%	100%	100%	100%	100%	100%		
2. Percentage of accredited graduate programs		40%	0%	0%	0%	40%	51.11%	51.11%	51.11%	51.11%	51.11%		
RESEARCH PROGRAM	320200000000000												
OO : Higher education research improved to promote economic productivity and innovation													
Outcome Indicator													
1. Number of research outputs in the last three years utilized by the industry or by other beneficiaries						0							
Output Indicators													
1. Number of research outputs completed within the year		21	15	20	10	66	28	12	15	30	85		There is overachievement of research completed in quarter 4 because many researches are scheduled to be completed during quarter 4 and those who were not able to submit as scheduled from quarter 1 to quarter 3 typically complete their research on or before the end of quarter 4 to allow them to hit their OPCR and IPCR targets for the fiscal year.
2. Percentage of research outputs published in internationally-refereed or CHED recognized journal within the year		5%	20%	17%	10%	52%	13.11%	11.48%	14.75%	57.38%	96.72%		There is overachievement of research published in quarter 4 because journal publication process typically takes 6 to 12 months. This leads to research typically being published in journals during quarter 3 and quarter 4. The researchers do not have control of the publication process because it varies among journals and will also depend on specific research papers.
TECHNICAL ADVISORY EXTENSION PROGRAM	330100000000000												
OO : Community engagement increased													
Outcome Indicator													
1. Number of active partnerships with LGUs, industries, NGOs, NGAs, SMEs, and other stakeholders as a result of extension activities		10	10	10	8	38	62	73	76	76	76		The number of partnerships reflected was a result of the cumulative system of reporting, which considers the period when the MOAs which are active in the year 2022. There are also partnerships that have MOAs that ended on the first and second quarters of the year 2022 and new forged partnerships during the 3rd and 4th quarter.

Particulars	UACS CODE	Physical Target (Budget Year)					Physical Accomplishment (Budget Year)					Variance as of 12/31/2022	Remarks
		1st Quarter	2nd Quarter	3rd Quarter	4th Quarter	Total	1st Quarter	2nd Quarter	3rd Quarter	4th Quarter	Total		
1	2	3	4	5	6	7	8	9	10	11	12	13	14
Output Indicators													
1. Number of trainees weighted by the length of training		200	400	400	100	1,100	549.00	556.00	820.50	3015.00	4940.50		Though extension activities were mostly done in the onsite format, the online platform was still used in implementing activities, thus provided greater opportunities for engagement among extension community partners.
2. Number of extension programs organized and supported consistent with the SUC's mandated and priority programs		8	12	13	5	38	8	11	12	28	59		Extension programs were organized to address the pertinent needs of the community extension partners and the different program objectives.
3. Percentage of beneficiaries who rate the training course/s as satisfactory or higher in terms of quality and relevance		100%	0%	0%	0%	100%	100%	100%	100%	100%	100%		

Prepared By:




RUEL A. AVILLA
Director, Center for Planning and Quality Assurance
Date: 2023-01-31 16:36:10

In coordination with:



FLORENCE A. ALLEJOS
Head, Budget and Resource Planning Unit
Date: 2023-01-31 16:36:10

Approved By:



BERT J. TUGA, PH.D.
President
Date: 2023-01-31 20:38:52