

QUARTERLY PHYSICAL REPORT OF OPERATION  
As of March 31, 2021

Department: State Universities and Colleges (SUCs)  
Appropriations: Current Year Appropriations  
Agency: Philippine Normal University  
Operating Unit: N/A  
Organization Code (UACS): 080030000000  
Report Status: SUBMITTED

Particulars 1	UACS CODE 2	Physical Targets					Physical Accomplishments					Variance as of Mar. 31, 2021 13	Remarks 14
		1st Quarter 3	2nd Quarter 4	3rd Quarter 5	4th Quarter 6	Total 7=(3+4+5+6)	1st Quarter 8	2nd Quarter 9	3rd Quarter 10	4th Quarter 11	Total 12=(8+9+10+11)		
Part A													
I. Operations													
OO : Relevant and quality tertiary education ensured to achieve inclusive growth and access of deserving but poor students to quality tertiary education increased													
HIGHER EDUCATION PROGRAM	310100000000000												
Outcome Indicators													
1. Percentage of first-time licensure exam-takers that pass the licensure exams						90%	0%						
2. Percentage of graduates (2 years prior) that are employed						85%	42.58% (780/1832)						
Output Indicators													
1. Percentage of undergraduate student population enrolled in CHED-identified and RDC-identified priority programs						100%	100% (4,974/4,974)						
2. Percentage of undergraduate programs with accreditation						100%	94.12% (48/51)						
OO : Higher education research improved to promote economic productivity and innovation													
ADVANCED EDUCATION PROGRAM	320100000000000												
Outcome Indicator													
1. Percentage of graduate school faculty engaged in research work applied in any of the following:													
a. pursuing advanced research degree programs (Ph.D)													
b. actively pursuing research in the last three (3) years (investigative research, basic and applied scientific research, policy research, social science research)						90%	90%						
c. producing technologies for commercialization or livelihood improvement													
d. whose research work resulted in an extension program													
Output Indicators													
1. Percentage of graduate students enrolled						98%	100% (1369/1369)						



Particulars 1	UACS CODE 2	Physical Targets					Physical Accomplishments					Variance as of Mar. 31, 2021 13	Remarks 14
		1st Quarter 3	2nd Quarter 4	3rd Quarter 5	4th Quarter 6	Total 7=(3+4+5+6)	1st Quarter 8	2nd Quarter 9	3rd Quarter 10	4th Quarter 11	Total 12=(8+9+10+11)		
in research degree programs						40%	48% (24/50)						
2. Percentage of accredited graduate programs													
RESEARCH PROGRAM	3202000000000000												
Outcome Indicator													
1. Number of research outputs in the last three years utilized by the industry or by other beneficiaries													
Output Indicators													
1. Number of research outputs completed within the year						66	31						
2. Percentage of research outputs published in internationally-refereed or CHED recognized journal within the year	* = frequency					52%	7						
OO : Community engagement increased													
TECHNICAL ADVISORY EXTENSION PROGRAM	3301000000000000												
Outcome Indicator													
1. Number of active partnerships with LGUs, industries, NGOs, NGAs, SMEs, and other stakeholders as a result of extension activities						38	31						
Output Indicators													
1. Number of trainees weighted by the length of training						1,100	428						
2. Number of extension programs organized and supported consistent with the SUC's mandated and priority programs						38	10						
3. Percentage of beneficiaries who rate the training course/s and advisory services as satisfactory or higher in terms of quality and relevance						100%	100%						
II. Projects													
Operations	3000000000000000												
OO : Relevant and quality tertiary education ensured to achieve inclusive growth and access of deserving but poor students to quality tertiary education increased	3100000000000000												
HIGHER EDUCATION PROGRAM	3101000000000000												
Locally-Funded Project(s)	3101002000000000												
Completion of the Innovation Hub Building for PNU-North Luzon and PNU-South Luzon	3101002000002000												
Construction/Repair/Rehabilitation of Academic Building	3101002000003000												
Purchase of Various Equipment Outlay	3101002000004000												

Prepared By:

  
RUEL A. AVILLA  
Director, Center for Planning and Quality Assurance

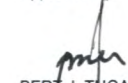
In coordination with:

  
NERLYN M. MAKINANO  
Budget Officer

Recommending Approval:

  
RONALD ALLAN S. MABUNGA, Ph.D.  
Vice President for Research, Planning & Quality Assurance

Approved By:

  
BERT J. TUGA, Ph. D.  
President

## QUARTERLY PHYSICAL REPORT OF OPERATION

As of June 30, 2021

Department :	State Universities and Colleges (SUCs)
Agency/Entity :	Philippine Normal University
Operating Unit :	< not applicable >
Organization Code (UACS) :	08 003 0000000

Particulars	UACS CODE	Physical Target (Budget Year)					Physical Accomplishment (Budget Year)					Variance	Remarks
		1st Quarter	2nd Quarter	3rd Quarter	4th Quarter	Total	1st Quarter	2nd Quarter	3rd Quarter	4th Quarter	Total		
1	2	3	4	5	6	7	8	9	10	11	12	13	14
HIGHER EDUCATION PROGRAM	310100000000000												
OO : Relevant and quality tertiary education ensured to achieve inclusive													
Outcome Indicators													
1. Percentage of first-time licensure exam takers that pass the licensure exams			90%		90%	90%	0%	0%					
2. Percentage of graduates (2 years prior) that are employed		10%	15%	45%	15%	85%	42.58%	8.94%					
Output Indicators													
1. Percentage of undergraduate students enrolled in CHED-identified and RDC-identified priority programs		100%	100%	100%	100%	100%	100%	100%					
2. Percentage of undergraduate programs with accreditation		100%	100%	100%	100%	100%	94.12%	97.78%					
ADVANCED EDUCATION PROGRAM	320100000000000												
OO : Higher education research improved to promote economic													
Outcome Indicator													
1. Percentage of graduate school faculty engaged in research work applied in any of the following:													
a. pursuing advanced research degree programs (Ph.D.) or													
b. actively pursuing within the last three (3) years (investigative research, basic and applied scientific research, policy research, social science research) or		40%	30%	10%	10%	90%	90%	100%					
c. producing technologies for commercialization or livelihood improvement or													
d. whose research work resulted in an extension program													
Output Indicators													
1. Percentage of graduate students enrolled in research degree programs		100%	100%	100%	100%	98%	100%	100%					
2. Percentage of accredited graduate programs		40%	40%	40%	40%	40%	48%	48%					

Particulars	UACS CODE	Physical Target (Budget Year)					Physical Accomplishment (Budget Year)					Variance	Remarks
		1st Quarter	2nd Quarter	3rd Quarter	4th Quarter	Total	1st Quarter	2nd Quarter	3rd Quarter	4th Quarter	Total		
RESEARCH PROGRAM	320200000000000												
OO : Higher education research improved to promote economic													
Outcome Indicator													
1. Number of research outputs in the last													
three years utilized by the industry or													
by other beneficiaries													
Output Indicators													
1. Number of research outputs completed		6	15	15	30	66	31	11					
within the year													
2. Percentage of research outputs published		5%	10%	17%	20%	52%	7	19					
in internationally-refereed or CHED													
recognized journal within the year													
TECHNICAL ADVISORY EXTENSION PROGRAM	330100000000000												
OO : Community engagement increased													
Outcome Indicator													
1. Number of active partnerships with LGUs,		10	10	10	8	38	34	67					
industries, NGOs, NGAs, SMEs, and													
other stakeholders as a result of													
extension activities													
Output Indicators													
1. Number of trainees weighted by the		200	400	400	100	1100	565.00	1983.50					
length of training													
2. Number of extension programs organized		8	12	13	5	38	10	24					
and supported consistent with the SUC's													
mandated and priority programs													
3. Percentage of beneficiaries who rate the		100%	100%	100%	100%	100%	100%	100%					
training course/s as satisfactory or higher													
in terms of quality and relevance													


Prepared by:

  
**RUEL A. AVILLA**  
 Director, Center for Planning and Quality Assurance

In Coordination with:

  
**NERLYN M. MAKINANO**  
 Budget Officer

Recommending approval

  
**RONALD ALLAN S. MABUNGA**  
 Vice President for Research, Planning & Quality Assurance

Approved by:

  
**BERT J. TUGA, Ph.D.**  
 President



## As of September 30, 2021

Agency :

< not applicable >

Organization Code (UACS)

[illegible]

Particulars	UACS CODE	Physical Target (Budget Year)					Physical Accomplishment (Budget Year)					Variance	Remarks
		1st Quarter	2nd Quarter	3rd Quarter	4th Quarter	Total	1st Quarter	2nd Quarter	3rd Quarter	4th Quarter	Total		
1. Percentage of graduate students enrolled in research degree programs		100%	100%	100%	100%	98%	100%	100%	100%		100%		
2. Percentage of accredited graduate programs		40%	40%	40%	40%	40%	48%	48%	48%		48%		
RESEARCH PROGRAM	3202000000000000												
OO : Higher education research improved to promote economic Outcome Indicator													
1. Number of research outputs in the last three years utilized by the industry or by other beneficiaries													
Output Indicators													
1. Number of research outputs completed within the year		6	15	15	30	66	31	11	22		64		
2. Percentage of research outputs published in internationally-refereed or CHED recognized journal within the year		5%	10%	17%	20%	52%	7	19	5		31 (58.5%)		
TECHNICAL ADVISORY EXTENSION PROGRAM	3301000000000000												
OO : Community engagement increased Outcome Indicator													
1. Number of active partnerships with LGUs, industries, NGOs, NGAs, SMEs, and other stakeholders as a result of extension activities		10	10	10	8	38	34	67	70		70		
Output Indicators													
1. Number of trainees weighted by the length of training		200	400	400	100	1100	565.00	1983.50	2504.50		5053.00		
2. Number of extension programs organized and supported consistent with the SUC's mandated and priority programs		8	12	13	5	38	10	24	15		49		
3. Percentage of beneficiaries who rate the training course/s as satisfactory or higher in terms of quality and relevance		100%	100%	100%	100%	100%	100%	100%	100%		100%		


Prepared By:

  
**RUEL A. AVILLA**  
 Director, Center for Planning & Quality Assurance


In coordination with:

  
**NERLYN M. MAKINANO**  
 Budget Officer

Recommending Approval:

  
**RONALD ALLAN S. MABUNGA, Ph.D.**  
 Vice President for Research, Planning & Quality Assurance

Approved By:

  
**BERT J. TUGA, Ph.D.**  
 President



## QUARTERLY PHYSICAL REPORT OF OPERATION

**As of December 31, 2021**

### State Universities and Colleges (SUCs)

**Agency :**

**< not applicable >**

**Organization Code (UACS)**

Particulars	UACS CODE	Physical Target (Budget Year)					Physical Accomplishment (Budget Year)					Variance	Remarks
		1st Quarter	2nd Quarter	3rd Quarter	4th Quarter	Total	1st Quarter	2nd Quarter	3rd Quarter	4th Quarter	Total		
1	2	3	4	5	6	7	8	9	10	11	12	13	14
HIGHER EDUCATION PROGRAM	310100000000000												
OO : Relevant and quality tertiary education ensured to achieve inclusive													
Outcome Indicators													
1. Percentage of first-time licensure exam takers that pass the licensure exams			90%		90%	90%	0%	0%	0%	90.48%	90.48%		Per PRC Resolution No. 1427 (s.2021) PRC postponed the September 2021 Licensure Examination for Professional Teachers in the National Capital Region and rescheduling thereof to January 30, 2022; Per PRC Resolution No. 1426 (s. 2021), PRC Postponed the September 2021 Licensure Examination for Professional Teachers in Butuan, Lucena and Romblon
2. Percentage of graduates (2 years prior) that are employed		10%	15%	45%	15%	85%	42.58%	8.94%	10.58%	9.70%	71.80%		
Output Indicators													
1. Percentage of undergraduate students enrolled in CHED-identified and RDC-identified priority programs		100%	100%	100%	100%	100%	100%	100%	100%	100%	100%		
2. Percentage of undergraduate programs with accreditation		100%	100%	100%	100%	100%	94.12%	97.78%	100%	100%	100%		
ADVANCED EDUCATION PROGRAM	320100000000000												
OO : Higher education research improved to promote economic													
Outcome Indicator													
1. Percentage of graduate school faculty engaged in research work applied in any of the following:													
a. pursuing advanced research degree programs (Ph.D.) or b. actively pursuing within the last three (3) years (investigative research, basic and applied scientific research, policy research, social science research) or c. producing technologies for commercialization or livelihood		40%	30%	10%	10%	90%	90%	100%	100%	100%	100%		

Agency : < not applicable >

Organization Code (UACS)

Particulars	UACS CODE	Physical Target (Budget Year)					Physical Accomplishment (Budget Year)					Variance	Remarks
		1st Quarter	2nd Quarter	3rd Quarter	4th Quarter	Total	1st Quarter	2nd Quarter	3rd Quarter	4th Quarter	Total		
improvement or													
d. whose research work resulted in an													
extension program													
Output Indicators													
1. Percentage of graduate students enrolled		100%	100%	100%	100%	98%	100%	100%	100%	100%	100%		
in research degree programs													
2. Percentage of accredited graduate		40%	40%	40%	40%	40%	48%	48%	48%	47%	47%		
programs													
RESEARCH PROGRAM	320200000000000												
OO : Higher education research improved to promote													
economic													
Outcome Indicator													
1. Number of research outputs in the last													



State Universities and Colleges (SUCs)

Agency :

< not applicable >

Organization Code (UACS)

Particulars	UACS CODE	Physical Target (Budget Year)					Physical Accomplishment (Budget Year)					Variance	Remarks
		1st Quarter	2nd Quarter	3rd Quarter	4th Quarter	Total	1st Quarter	2nd Quarter	3rd Quarter	4th Quarter	Total		
three years utilized by the industry or													
by other beneficiaries													
Output Indicators													
1. Number of research outputs completed		6	15	15	30	66	31	11	22	34	98		
within the year													
2. Percentage of research outputs published		5%	10%	17%	20%	52%	7	19	5	17	55.17%		
in internationally-refereed or CHED													
recognized journal within the year													
TECHNICAL ADVISORY EXTENSION PROGRAM	3301000000000000												
OO : Community engagement increased													
Outcome Indicator													
1. Number of active partnerships with LGUs,		10	10	10	8	38	34	67	70	79	79		
industries, NGOs, NGAs, SMEs, and													
other stakeholders as a result of													
extension activities													
Output Indicators													
1. Number of trainees weighted by the		200	400	400	100	1100	565.00	1983.50	2504.50	7658.75	12711.75		
length of training													
2. Number of extension programs organized		8	12	13	5	38	10	24	15	42	91		
and supported consistent with the SUC's													
mandated and priority programs													
3. Percentage of beneficiaries who rate the		100%	100%	100%	100%	100%	100%	100%	100%	100%	100%		
training course/s as satisfactory or higher													
in terms of quality and relevance													

Prepared By:

  
RUEL A. AVILLA


Director, Planning  
2022-01-28 17:37:20

In coordination with:

  
NERLYN M. MAKINANO


Budget Officer  
2022-01-28 17:37:20

Recommending Approval:

  
ADONIS P. DAVID, Ph.d.

OIC, Office of the Vice President for Research, Planning & Quality Assurance  
2022-01-30 23:53:37

Approved By:

  
BERT J. TUGA, Ph.D.

President  
2022-01-30 23:53:37

This report was generated using the Unified Reporting System on 30/01/2022 15:53 ; Status : SUBMITTED