

QUARTERLY PHYSICAL REPORT OF OPERATION  
As of March 31, 2020

Agency : State Universities and Colleges (SUCs)

Organization Code (UACS) : < not applicable >

Particulars	UACS CODE	Physical Target (Budget Year)					Physical Accomplishment (Budget Year)					Variance	Remarks
		1st Quarter	2nd Quarter	3rd Quarter	4th Quarter	Total	1st Quarter	2nd Quarter	3rd Quarter	4th Quarter	Total		
1	2	3	4	5	6	7	8	9	10	11	12	13	14
HIGHER EDUCATION PROGRAM	31010000000000												
OO : Relevant and quality tertiary education ensured to													
Outcome Indicators													
1. Percentage of first-time licensure exam-takers that pass the licensure exams					90%	90%							
2. Percentage of graduates (2 years prior) that are employed		10%	10%	50%	16%	85%							
Output Indicators													
1. Percentage of undergraduate student population enrolled in CHED-identified and RDC-identified priority programs			100%			100%	100% (3444/3444)						enrollment for Term 3, 2019-2020
2. Percentage of undergraduate programs with accreditation					100%	100%	100% (37/37)						
ADVANCED EDUCATION PROGRAM	32010000000000												
OO : Higher education research improved to promote													
Outcome Indicator													
1. Percentage of graduate school faculty engaged in research work applied in any of the following:													
a. pursuing advanced research degree programs (Ph.D)						0							
b. actively pursuing in the last three (3) years (investigative research, basic and applied scientific research, policy research, social science research)				90%		90%	90%						
c. producing technologies for commercialization or livelihood improvement						0							
d. whose research work resulted in an extension program						0							

Particulars	UACS CODE	Physical Target (Budget Year)					Physical Accomplishment (Budget Year)					Variance	Remarks
		1st Quarter	2nd Quarter	3rd Quarter	4th Quarter	Total	1st Quarter	2nd Quarter	3rd Quarter	4th Quarter	Total		
1	2	3	4	5	6	7	8	9	10	11	12	13	14
Output Indicators													
1. Percentage of graduate students enrolled in research degree programs			98%			98%	100% (1528/1529)						enrollment for Term 3, 2019-2020
2. Percentage of accredited graduate programs					42%	40%	38% (17/43)						
RESEARCH PROGRAM	32020000000000												
OO : Higher education research improved to promote													
Outcome Indicator													
1. Number of research outputs in the last three years utilized by the industry or by other beneficiaries						0							
Output Indicators													
1. Number of research outputs completed within the year		5	15	30	16	66	10						
2. Percentage of research outputs published in internationally-refereed or CHED recognized journal within the year		3%	4%	17%	28%	52%	10%						
TECHNICAL ADVISORY EXTENSION PROGRAM	33010000000000												
OO : Community engagement increased													
Outcome Indicator													
1. Number of active partnerships with LGUs, industries, NGOs, NGAs, SMEs, and other stakeholders as a result of extension activities		10	10	10	8	38	38						
Output Indicators													
1. Number of trainees weighted by the length of training		300	400	300	100	1,100							
2. Number of extension programs organized and supported consistent with the SUC's mandated and priority programs		8	10	15	5	38	38						
3. Percentage of beneficiaries who rate the training course/s and advisory services as satisfactory or higher in terms of quality and relevance					100%	100%							

Prepared By:

RONALD ALLAN S. MABUNGA, Ph.D.  
Vice President for Research, Planning & Quality Assurance  
Date: 5/15/2020

In coordination with:

NERLYN M. MAKINANO  
Budget Officer  
Date: 5/15/2020

Approved By:

BERY J. TUGA, Ph.D.  
President  
Date: 5/15/2020

## QUARTERLY PHYSICAL REPORT OF OPERATION

As of June 30, 2020

State Universities and Colleges (SUCs)

Agency :

&lt; not applicable &gt;

Organization Code (UACS)

:

Particulars	UACS CODE	Physical Target (Budget Year)					Physical Accomplishment (Budget Year)					Variance	Remarks
		1st Quarter	2nd Quarter	3rd Quarter	4th Quarter	Total	1st Quarter	2nd Quarter	3rd Quarter	4th Quarter	Total		
1	2	3	4	5	6	7	8	9	10	11	12	13	14
HIGHER EDUCATION PROGRAM	31010000000000												
OO : Relevant and quality tertiary education ensured to													
Outcome Indicators									0	0	0		
1. Percentage of first-time licensure exam-takers that pass the licensure exams					90%	90%	0	0	0	0	0		
2. Percentage of graduates (2 years prior) that are employed		10%	10%	50%	15%	85%	0	50%	0	0	0		
Output Indicators							0	0	0	0	0		
1. Percentage of undergraduate student population enrolled in CHED-identified and RDC-identified priority programs			100%			100%	100% (3444/3444)	0	0	0	0		enrollment for Term 3, 2019-2020
2. Percentage of undergraduate programs with accreditation					100%	100%	100% (37/37)	100% (37/37)	0	0	0		
ADVANCED EDUCATION PROGRAM	32010000000000												
OO : Higher education research improved to promote													
Outcome Indicator									0	0	0		
1. Percentage of graduate school faculty engaged in research work applied in any of the following:									0	0	0		
a. pursuing advanced research degree programs (Ph.D)						0			0	0	0		
b. actively pursuing in the last three (3) years (investigative research, basic and applied scientific research, policy research, social science research)				90%		90%	90%	90%	0	0	0		
c. producing technologies for commercialization or livelihood improvement									0	0	0		
d. whose research work resulted in an extension program						0			0	0	0		
Output Indicators									0	0	0		
1. Percentage of graduate students enrolled in research degree programs			98%			98%	100% (1529/1529)	0	0	0	0		enrollment for Term 3, 2019-2020
2. Percentage of accredited graduate programs					42%	40%	39% (17/44)	39% (17/44)	0	0	0		
							0	0	0	0	0		

Particulars	UACS CODE	Physical Target (Budget Year)					Physical Accomplishment (Budget Year)					Variance	Remarks
		1st Quarter	2nd Quarter	3rd Quarter	4th Quarter	Total	1st Quarter	2nd Quarter	3rd Quarter	4th Quarter	Total		
1	2	3	4	5	6	7	8	9	10	11	12	13	14
RESEARCH PROGRAM	32020000000000												
OO : Higher education research improved to promote													
Outcome Indicator									0	0	0		
1. Number of research outputs in the last						0			0	0	0		
three years utilized by the industry or									0	0	0		
by other beneficiaries									0	0	0		
Output Indicators									0	0	0		
1. Number of research outputs completed		5	15	30	16	66	10	28	0	0	0		
within the year									0	0	0		
2. Percentage of research outputs published		3%	4%	17%	28%	52%	10%	10%	0	0	0		
in internationally-refereed or CHED									0	0	0		
recognized journal within the year									0	0	0		
TECHNICAL ADVISORY EXTENSION PROGRAM	33010000000000												
OO : Community engagement increased													
Outcome Indicator									0	0	0		
1. Number of active partnerships with LGUs,		10	10	10	8	38	38	49	0	0	0		
industries, NGOs, NGAs, SMEs, and									0	0	0		
other stakeholders as a result of									0	0	0		
extension activities									0	0	0		
Output Indicators									0	0	0		
1. Number of trainees weighted by the		300	400	300	100	1,100	0	380	0	0	0		
length of training									0	0	0		
2. Number of extension programs organized		8	10	15	5	38	38	38	0	0	0		
and supported consistent with the SUC's									0	0	0		
mandated and priority programs									0	0	0		
3. Percentage of beneficiaries who rate the					100%	100%	0	100%	0	0	0		
training course/s and advisory services							0	0	0	0	0		
as satisfactory or higher in terms of							0	0	0	0	0		
quality and relevance							0	0	0	0	0		

Prepared By:


In coordination with:


Recommending Approval:

Approved by:

  
**PROF. RUEL A. AVILLA**  
 Director, Center for Planning and Quality Assurance

  
**NERLYN M. MAKINANO**  
 Budget Officer

  
**RONALD ALLAN S. MABUNGA, Ph.D.**  
 Vice President for Research, Planning and Quality Assurance

  
**BERT J. TUGA, Ph.D.**  
 President

## QUARTERLY PHYSICAL REPORT OF OPERATION

As of September 30, 2020

State Universities and Colleges (SUCs)

Agency :

&lt; not applicable &gt;

Organization Code (UACS) :

Particulars	UACS CODE	Physical Target (Budget Year)					Physical Accomplishment (Budget Year)					Variance	Remarks
		1st Quarter	2nd Quarter	3rd Quarter	4th Quarter	Total	1st Quarter	2nd Quarter	3rd Quarter	4th Quarter	Total		
1	2	3	4	5	6	7	8	9	10	11	12	13	14
HIGHER EDUCATION PROGRAM	31010000000000												
OO : Relevant and quality tertiary education ensured to													
Outcome Indicators													
1. Percentage of first-time licensure exam-takers that pass the licensure exams					90%	90%	0	0	0	0	0		
2. Percentage of graduates (2 years prior) that are employed		10%	10%	50%	15%	85%	0	50%	64.21%	0	0		
Output Indicators													
1. Percentage of undergraduate student population enrolled in CHED-identified and RDC-identified priority programs			100%			100%	100% (3444/3444)	0	100% (4 791/4 791)	0	0		enrollment for Term 3, 2019-2020
2. Percentage of undergraduate programs with accreditation					100%	100%	100% (37/37)	100% (37/37)	100% (37/37)	0	0		
ADVANCED EDUCATION PROGRAM	32010000000000												
OO : Higher education research improved to promote													
Outcome Indicator													
1. Percentage of graduate school faculty engaged in research work applied in any of the following:													
a. pursuing advanced research degree programs (Ph.D)						0							
b. actively pursuing in the last three (3) years (investigative research, basic and applied scientific research, policy research, social science research)				90%		90%	0	0	100%	0	0		

Particulars	UACS CODE	Physical Target (Budget Year)					Physical Accomplishment (Budget Year)					Variance	Remarks
		1st Quarter	2nd Quarter	3rd Quarter	4th Quarter	Total	1st Quarter	2nd Quarter	3rd Quarter	4th Quarter	Total		
1	2	3	4	5	6	7	8	9	10	11	12	13	14
c. producing technologies for commercialization or livelihood improvement						0							
d. whose research work resulted in an extension program						0							
Output Indicators													
1. Percentage of graduate students enrolled in research degree programs			98%			98%	100%(1529/1529)	0	100% (1,139/1,139)	0	0		enrollment for Term 3, 2019-2020
2. Percentage of accredited graduate programs					42%	40%	39% (17/44)	39% (17/44)	39% (17/44)	0	0		
RESEARCH PROGRAM	32020000000000												
OO : Higher education research improved to promote Outcome Indicator													
1. Number of research outputs in the last three years utilized by the industry or by other beneficiaries						0							
Output Indicators													
1. Number of research outputs completed within the year		5	15	30	16	66	10	28	51	0	0		
2. Percentage of research outputs published in internationally-refereed or CHED recognized journal within the year		3%	4%	17%	28%	52%	10%	10%	40.20%	0	0		
TECHNICAL ADVISORY EXTENSION PROGRAM	33010000000000												
OO : Community engagement increased Outcome Indicator													
1. Number of active partnerships with LGUs, industries, NGOs, NGAs, SMEs, and other stakeholders as a result of extension activities		10	10	10	8	38	38	49	37	0	0		

Particulars	UACS CODE	Physical Target (Budget Year)					Physical Accomplishment (Budget Year)					Variance	Remarks
		1st Quarter	2nd Quarter	3rd Quarter	4th Quarter	Total	1st Quarter	2nd Quarter	3rd Quarter	4th Quarter	Total		
1	2	3	4	5	6	7	8	9	10	11	12	13	14
Output Indicators													
1. Number of trainees weighted by the length of training		300	400	300	100	1,100	0	380	8,338	0	0		
2. Number of extension programs organized and supported consistent with the SUC's mandated and priority programs		8	10	15	5	38	38	38	39	0	0		
3. Percentage of beneficiaries who rate the training course/s and advisory services as satisfactory or higher in terms of quality and relevance					100%	100%	0	100%	100%	0	0		

Prepared By:

  
RUEL A. AVILLA

Director, Center for Planning and Quality Assurance  
Date: 2020-10-29 14:18:59.0


In coordination with:

  
NERLYN M. MAKINANO  
Budget Officer  
Date: 2020-10-29 14:18:59.0

Recommending Approval:

  
RONALD ALLAN S. MABUNGA, Ph.D.  
Vice President for Research, Planning & Quality Assurance  
Date: 2020-10-29 14:32:16.0

Approved By:

  
BERT J. TUGA, Ph.D.  
President  
Date: 2020-10-29 14:32:16.0

**QUARTERLY PHYSICAL REPORT OF OPERATION**  
As of December 31, 2020

State Universities and Colleges (SUCs)  
Agency : PHILIPPINE NORMAL UNIVERSITY  
Operating Unit: < not applicable >  
Organization Code (UACS) :

Particulars	UACS CODE	Physical Target (Budget Year)					Physical Accomplishment (Budget Year)					Variance	Remarks
		1st Quarter	2nd Quarter	3rd Quarter	4th Quarter	Total	1st Quarter	2nd Quarter	3rd Quarter	4th Quarter	Total		
1	2	3	4	5	6	7	8	9	10	11	12	13	14
HIGHER EDUCATION PROGRAM	31010000000000												
OO : Relevant and quality tertiary education ensured to													
Outcome Indicators													
1. Percentage of first-time licensure exam-takers that pass the licensure exams					90%	90%	0	0	0	0	0		PRC cancelled all BLEPT schedules in 2020 due to COVID-19 pandemic
2. Percentage of graduates (2 years prior) that are employed		10%	10%	50%	15%	85%	0	50%	64.21%	82.85%	82.85%		
Output Indicators													
1. Percentage of undergraduate student population enrolled in CHED-identified and RDC-identified priority programs			100%			100%	100% (3444/3444)	0	100%	100%	100%		Term 1 SY 2020-2021 began in September 2020 and ended in December 2020
2. Percentage of undergraduate programs with accreditation					100%	100%	100% (37/37)	100% (37/37)	100% (37/37)	98% (44/45)	98% (44/45)		The BECED program of PNU Visayas was subjected to Level I Accreditation last December 2020. Waiting for the results of accreditation.
ADVANCED EDUCATION PROGRAM	32010000000000												
OO : Higher education research improved to promote													
Outcome Indicator													
1. Percentage of graduate school faculty engaged in research work applied in any of the following:													
a. pursuing advanced research degree programs (Ph.D)						0							



Particulars	UACS CODE	Physical Target (Budget Year)					Physical Accomplishment (Budget Year)					Variance	Remarks
		1st Quarter	2nd Quarter	3rd Quarter	4th Quarter	Total	1st Quarter	2nd Quarter	3rd Quarter	4th Quarter	Total		
1	2	3	4	5	6	7	8	9	10	11	12	13	14
b. actively pursuing in the last three (3) years (investigative research, basic and applied scientific research, policy research, social science research)				90%		90%	0	0	100%	100%	100%		
c. producing technologies for commercialization or livelihood improvement						0							
d. whose research work resulted in an extension program						0							
Output Indicators													
1. Percentage of graduate students enrolled in research degree programs			98%			98%	100%(1529/1529)	0	100%	100%	100%		Term 1 SY 2020-2021 began in September 2020 and ended in December 2020
2. Percentage of accredited graduate programs					42%	40%	39% (17/44)	39% (17/44)	39% (17/44)	52%(23/44)	52%		
RESEARCH PROGRAM	32020000000000												
OO : Higher education research improved to promote													
Outcome Indicator													
1. Number of research outputs in the last three years utilized by the industry or by other beneficiaries						0							
Output Indicators													
1. Number of research outputs completed within the year		5	15	30	16	66	10	28	51	77	77		
2. Percentage of research outputs published in internationally-refereed or CHED recognized journal within the year		3%	4%	17%	28%	52%	10%	10%	40.20%	83.91%	83.91%		
TECHNICAL ADVISORY EXTENSION PROGRAM	33010000000000												
OO : Community engagement increased													
Outcome Indicator													
1. Number of active partnerships with LGUs, industries, NGOs, NGAs, SMEs, and other stakeholders as a result of extension activities		10	10	10	8	38	38	49	37	38	38		

Particulars	UACS CODE	Physical Target (Budget Year)					Physical Accomplishment (Budget Year)					Variance	Remarks
		1st Quarter	2nd Quarter	3rd Quarter	4th Quarter	Total	1st Quarter	2nd Quarter	3rd Quarter	4th Quarter	Total		
1	2	3	4	5	6	7	8	9	10	11	12	13	14
Output Indicators													
1. Number of trainees weighted by the length of training		300	400	300	100	1,100	0	380	8,338	14,442	14,442		
2. Number of extension programs organized and supported consistent with the SUC's mandated and priority programs		8	10	15	5	38	38	38	39	40	40		
3. Percentage of beneficiaries who rate the training course/s and advisory services as satisfactory or higher in terms of quality and relevance					100%	100%	0	100%	100%	100%	100%		


Prepared By:

  
**RUEL A. AVILLA**  
 Director, Center for Planning and Quality Assurance  
 Date: 2021-01-29


In coordination with:

  
**NERLYN M. MAKINANO**  
 Budget Officer  
 Date: 2021-01-29

Recommending Approval:

  
**RONALD ALLAN S. MABUNGA, Ph.D.**  
 Vice President for Research, Planning & Quality Assurance  
 Date: 2021-01-30

Approved By:

  
**BERT J. TUGA, Ph.D.**  
 President  
 Date: 2021-01-30