

**MONTHLY REPORT OF DISBURSEMENTS**  
For the month of January, 2019

| Department: State Universities and Colleges (SUCs) |                     |              |          |    |               |                               |            |          |            |               | Agency: Philippine Normal University   |      |          |    |                  |              |               | Operating Unit: N/A      |      |    |               |               |              |          |            |                  |         |
|--|---------------------|--------------|----------|----|---------------|-------------------------------|------------|----------|------------|---------------|--|------|----------|----|------------------|--------------|---------------|--------------------------|------|----|---------------|---------------|--------------|----------|------------|------------------|---------|
| Organization Code (UACS): 080030000000             |                     |              |          |    |               |                               |            |          |            |               | Fund Cluster: 01 - Regular Agency Fund |      |          |    |                  |              |               | Report Status: SUBMITTED |      |    |               |               |              |          |            |                  |         |
| PARTICULARS  | CURRENT YEAR BUDGET |              |          |    |               | PRIOR YEAR'S BUDGET           |            |          |            |               |  |      |          |    |                  |              | SUB-TOTAL     | TRUST LIABILITIES        |      |    |               | GRAND TOTAL   |              |          |            |                  | REMARKS |
|  |                     |              |          |    |               | PRIOR YEAR'S ACCOUNTS PAYABLE |            |          |            |               | CURRENT YEAR'S ACCOUNTS PAYABLE        |      |          |    |                  |              |               | PS                       | MOOE | CO | TOTAL         | PS            | MOOE         | Fin. Exp | CO         | TOTAL            |         |
|  | PS                  | MOOE         | Fin. Exp | CO | TOTAL         | PS                            | MOOE       | Fin. Exp | CO         | Sub-Total     | PS                                     | MOOE | Fin. Exp | CO | Sub-Total        | TOTAL        |               |                          |      |    |               |               |              |          |            |                  |         |
| 1  | 2                   | 3            | 4        | 5  | 6=(2+3+4+5)   | 7                             | 8          | 9        | 10         | 11=(7+8+9+10) | 12                                     | 13   | 14       | 15 | 16=(12+13+14+15) | 17=(11+16)   | 18=(6+17)     | 19                       | 20   | 21 | 22=(19+20+21) | 23            | 24           | 25       | 26         | 27=(23+24+25+26) | 28      |
| Notice of Cash Allocation (NCA)                    | 15,140,194.41       | 3,755,076.81 |          |    | 18,895,271.22 | 6,339,167.13                  | 691,320.36 |          | 538,694.61 | 7,569,182.10  | 304,010.89                             |      |          |    | 304,010.89       | 7,873,192.99 | 26,768,464.21 |                          |      |    |               | 21,783,372.43 | 4,446,397.17 |          | 538,694.61 | 26,768,464.21    |         |
| MDS Checks Issued                                  | 3,418,558.27        | 2,409,953.47 |          |    | 5,828,511.74  | 1,228,387.02                  | 663,320.36 |          |            | 1,891,707.38  | 74,395.45                              |      |          |    | 74,395.45        | 1,966,102.83 | 7,794,614.57  |                          |      |    |               | 4,721,340.74  | 3,073,273.83 |          |            | 7,794,614.57     |         |
| Advice to Debit Account                            | 11,721,636.14       | 1,345,123.34 |          |    | 13,066,759.48 | 5,110,780.11                  | 28,000.00  |          | 538,694.61 | 5,677,474.72  | 229,615.44                             |      |          |    | 229,615.44       | 5,907,090.16 | 18,973,849.64 |                          |      |    |               | 17,062,031.69 | 1,373,123.34 |          | 538,694.61 | 18,973,849.64    |         |
| Notice of Transfer of Allocation (NTA)             |                     |              |          |    |               |                               |            |          |            |               |  |      |          |    |                  |              |               |                          |      |    |               |               |              |          |            |                  |         |
| MDS Checks Issued                                  |                     |              |          |    |               |                               |            |          |            |               |  |      |          |    |                  |              |               |                          |      |    |               |               |              |          |            |                  |         |
| Advice to Debit Account                            |                     |              |          |    |               |                               |            |          |            |               |  |      |          |    |                  |              |               |                          |      |    |               |               |              |          |            |                  |         |
| Working Fund (NCA issued to BTr)                   |                     |              |          |    |               |                               |            |          |            |               |  |      |          |    |                  |              |               |                          |      |    |               |               |              |          |            |                  |         |
| Tax Remittance Advices Issued (TRA)                | 1,739,006.88        | 198,032.12   |          |    | 1,937,039.00  |                               | 18,412.03  |          |            | 18,412.03     | 69,561.74                              |      |          |    | 69,561.74        | 87,973.77    | 2,025,012.77  |                          |      |    |               | 1,808,568.62  | 216,444.15   |          |            | 2,025,012.77     |         |
| Cash Disbursement Ceiling (CDC)                    |                     |              |          |    |               |                               |            |          |            |               |  |      |          |    |                  |              |               |                          |      |    |               |               |              |          |            |                  |         |
| Non-Cash Availment Authority (NCAA)                |                     |              |          |    |               |                               |            |          |            |               |  |      |          |    |                  |              |               |                          |      |    |               |               |              |          |            |                  |         |
| Others (CDT, BTr Docs Stamp, etc.)                 |                     |              |          |    |               |                               |            |          |            |               |  |      |          |    |                  |              |               |                          |      |    |               |               |              |          |            |                  |         |

## Summary

| PARTICULARS  | PREVIOUS REPORT | CURRENT MONTH | AS OF DATE    |
|--|-----------------|---------------|---------------|
| -1   | -2              | -3            | -4            |
| Total Disbursement Authorities Received            |                 |               |               |
| NCA  |                 | 47,796,000.00 | 47,796,000.00 |
| Working Fund                                       |                 |               |               |
| TRA  |                 | 2,025,012.77  | 2,025,012.77  |
| CDC  |                 |               |               |
| NCAA   |                 |               |               |
| Others (CDT, BTr Docs Stamp, etc.)                 |                 |               |               |
| Less: Notice of Transfer Allocations (NTA)* issued |                 |               |               |
| Total Disbursements Authorities Available          |                 | 49,821,012.77 | 49,821,012.77 |
| Less   |                 |               |               |
| Lapsed NCA Disbursements                           |                 | 28,793,476.98 | 28,793,476.98 |
| Balance of Disbursements Authorities as of to date |                 | 21,027,535.79 | 21,027,535.79 |
| Total Disbursements Program                        |                 | 49,821,012.77 | 49,821,012.77 |
| Less: * Actual Disbursements                       |                 | 28,793,476.98 | 28,793,476.98 |
| (Over)/Under spending~                             |                 | 21,027,535.79 | 21,027,535.79 |

Certified Correct:

  
**RONNIE B. PAGAL**  
 Chief Accountant  
 Date: 13/Apr/2019

Approved By:

  
**MA. ANTOINETTE C. MONTELEGRE, D.A.**  
 Officer-in-Charge, Office of the President


**MONTHLY REPORT OF DISBURSEMENTS**  
For the month of February, 2019

| Department: State Universities and Colleges (SUCs) |                     |              |          |    |               |                               |            |          |    | Agency: Philippine Normal University   |                                 |      |          |    |                  |            |               |                   |      | Operating Unit: N/A      |               |               |              |          |    |                  |         |  |  |
|--|---------------------|--------------|----------|----|---------------|-------------------------------|------------|----------|----|--|---------------------------------|------|----------|----|------------------|------------|---------------|-------------------|------|--------------------------|---------------|---------------|--------------|----------|----|------------------|---------|--|--|
| Organization Code (UACS): 080030000000             |                     |              |          |    |               |                               |            |          |    | Fund Cluster: 01 - Regular Agency Fund |                                 |      |          |    |                  |            |               |                   |      | Report Status: SUBMITTED |               |               |              |          |    |                  |         |  |  |
| PARTICULARS  | CURRENT YEAR BUDGET |              |          |    |               | PRIOR YEAR'S BUDGET           |            |          |    |  |                                 |      |          |    |                  |            | SUB-TOTAL     | TRUST LIABILITIES |      |                          |               | GRAND TOTAL   |              |          |    |                  | REMARKS |  |  |
|  |                     |              |          |    |               | PRIOR YEAR'S ACCOUNTS PAYABLE |            |          |    |  | CURRENT YEAR'S ACCOUNTS PAYABLE |      |          |    |                  |            |               | TOTAL             |      |                          |               |               |              |          |    |                  |         |  |  |
|  | PS                  | MOOE         | Fin. Exp | CO | TOTAL         | PS                            | MOOE       | Fin. Exp | CO | Sub-Total                              | PS                              | MOOE | Fin. Exp | CO | Sub-Total        | TOTAL      |               | PS                | MOOE | CO                       | TOTAL         | PS            | MOOE         | Fin. Exp | CO | TOTAL            |         |  |  |
| 1  | 2                   | 3            | 4        | 5  | 6=(2+3+4+5)   | 7                             | 8          | 9        | 10 | 11=(7+8+9+10)                          | 12                              | 13   | 14       | 15 | 16=(12+13+14+15) | 17=(11+16) | 18=(6+17)     | 19                | 20   | 21                       | 22=(19+20+21) | 23            | 24           | 25       | 26 | 27=(23+24+25+26) | 28      |  |  |
| Notice of Cash Allocation (NCA)                    | 26,338,637.33       | 5,580,872.69 |          |    | 31,919,510.02 | 49,640.00                     | 323,165.96 |          |    | 372,805.96                             |                                 |      |          |    |                  | 372,805.96 | 32,292,315.98 |                   |      |                          |               | 26,388,277.33 | 5,904,038.65 |          |    | 32,292,315.98    |         |  |  |
| MDS Checks Issued                                  | 10,990,639.27       | 3,703,402.63 |          |    | 14,694,041.90 | 49,640.00                     | 323,165.96 |          |    | 372,805.96                             |                                 |      |          |    |                  | 372,805.96 | 15,066,847.86 |                   |      |                          |               | 11,040,279.27 | 4,026,568.59 |          |    | 15,066,847.86    |         |  |  |
| Advice to Debit Account                            | 15,347,998.06       | 1,877,470.06 |          |    | 17,225,468.12 |                               |            |          |    |  |                                 |      |          |    |                  |            | 17,225,468.12 |                   |      |                          |               | 15,347,998.06 | 1,877,470.06 |          |    | 17,225,468.12    |         |  |  |
| Notice of Transfer of Allocation (NTA)             |                     |              |          |    |               |                               |            |          |    |  |                                 |      |          |    |                  |            |               |                   |      |                          |               |               |              |          |    |                  |         |  |  |
| MDS Checks Issued                                  |                     |              |          |    |               |                               |            |          |    |  |                                 |      |          |    |                  |            |               |                   |      |                          |               |               |              |          |    |                  |         |  |  |
| Advice to Debit Account                            |                     |              |          |    |               |                               |            |          |    |  |                                 |      |          |    |                  |            |               |                   |      |                          |               |               |              |          |    |                  |         |  |  |
| Working Fund (NCA issued to BTr)                   |                     |              |          |    |               |                               |            |          |    |  |                                 |      |          |    |                  |            |               |                   |      |                          |               |               |              |          |    |                  |         |  |  |
| Tax Remittance Advices Issued (TRA)                | 2,442,182.54        | 249,639.25   |          |    | 2,691,821.79  |                               | 596.58     |          |    | 596.58                                 |                                 |      |          |    |                  | 596.58     | 2,692,418.37  |                   |      |                          |               | 2,442,182.54  | 250,235.83   |          |    | 2,692,418.37     |         |  |  |
| Cash Disbursement Ceiling (CDC)                    |                     |              |          |    |               |                               |            |          |    |  |                                 |      |          |    |                  |            |               |                   |      |                          |               |               |              |          |    |                  |         |  |  |
| Non-Cash Availment Authority (NCAA)                |                     |              |          |    |               |                               |            |          |    |  |                                 |      |          |    |                  |            |               |                   |      |                          |               |               |              |          |    |                  |         |  |  |
| Others (CDT, BTr Docs Stamp, etc.)                 |                     |              |          |    |               |                               |            |          |    |  |                                 |      |          |    |                  |            |               |                   |      |                          |               |               |              |          |    |                  |         |  |  |

## Summary

| PARTICULARS  | PREVIOUS REPORT | CURRENT MONTH | AS OF DATE     |
|--|-----------------|---------------|----------------|
| 1  | 2               | 3             | 4              |
| Total Disbursement Authorities Received            |                 |               |                |
| NCA  | 47,796,000.00   | 47,796,000.00 | 95,592,000.00  |
| Working Fund                                       |                 |               |                |
| TRA  | 2,025,012.77    | 2,692,418.37  | 4,717,431.14   |
| CDC  |                 |               |                |
| NCAA   |                 |               |                |
| Others (CDT, BTr Docs Stamp, etc.)                 |                 |               |                |
| Less: Notice of Transfer Allocations (NTA)* issued |                 |               |                |
| Total Disbursements Authorities Available          | 49,821,012.77   | 50,488,418.37 | 100,309,431.14 |
| Less   |                 |               |                |
| Lapsed NCA   |                 |               |                |
| Disbursements                                      | 28,793,476.98   | 34,984,734.35 | 63,778,211.33  |
| Balance of Disbursements Authorities as of to date | 21,027,535.79   | 15,503,684.02 | 36,531,219.81  |
| Total Disbursements Program                        | 49,821,012.77   | 50,488,418.37 | 100,309,431.14 |
| Less: * Actual Disbursements                       | 28,793,476.98   | 34,984,734.35 | 63,778,211.33  |
| (Over)/Under spending~                             | 21,027,535.79   | 15,503,684.02 | 36,531,219.81  |

Certified Correct:

  
RONNIE B. PAGAL  
Chief Accountant  
Date: 13/Apr/2019

Approved By:

  
MA. ANTOINETTE C. MONTEALEGRE,  
Officer-in-Charge, Office of the President




**MONTHLY REPORT OF DISBURSEMENTS**  
For the month of March, 2019

| Department: State Universities and Colleges (SUCs) |                     |               |          |    |               |                               |            |          |    | Agency: Philippine Normal University   |                                 |      |          |    |                  |            |                   |    |      | Operating Unit: N/A         |               |               |               |          |    |                  |       |  |  |
|--|---------------------|---------------|----------|----|---------------|-------------------------------|------------|----------|----|--|---------------------------------|------|----------|----|------------------|------------|-------------------|----|------|-----------------------------|---------------|---------------|---------------|----------|----|------------------|-------|--|--|
| Organization Code (UACS): 080030000000             |                     |               |          |    |               |                               |            |          |    | Fund Cluster: 01 - Regular Agency Fund |                                 |      |          |    |                  |            |                   |    |      | Report Status: FOR APPROVAL |               |               |               |          |    |                  |       |  |  |
| PARTICULARS  | CURRENT YEAR BUDGET |               |          |    |               | PRIOR YEAR'S BUDGET           |            |          |    |  |                                 |      |          |    |                  | SUB-TOTAL  | TRUST LIABILITIES |    |      |                             | GRAND TOTAL   |               |               |          |    | REMARKS          |       |  |  |
|  |                     |               |          |    |               | PRIOR YEAR'S ACCOUNTS PAYABLE |            |          |    |  | CURRENT YEAR'S ACCOUNTS PAYABLE |      |          |    |                  |            |                   |    |      |                             |               |               |               |          |    |                  |       |  |  |
|  | PS                  | MOOE          | Fin. Exp | CO | TOTAL         | PS                            | MOOE       | Fin. Exp | CO | Sub-Total                              | PS                              | MOOE | Fin. Exp | CO | Sub-Total        |            | TOTAL             | PS | MOOE | CO                          | TOTAL         | PS            | MOOE          | Fin. Exp | CO |                  | TOTAL |  |  |
| 1  | 2                   | 3             | 4        | 5  | 6=(2+3+4+5)   | 7                             | 8          | 9        | 10 | 11=(7+8+9+10)                          | 12                              | 13   | 14       | 15 | 16=(12+13+14+15) | 17=(11+16) | 18=(6+17)         | 19 | 20   | 21                          | 22=(19+20+21) | 23            | 24            | 25       | 26 | 27=(23+24+25+26) | 28    |  |  |
| Notice of Cash Allocation (NCA)                    | 31,571,482.05       | 12,040,623.19 |          |    | 43,612,105.24 | 116,878.06                    | 726,497.57 |          |    | 843,375.63                             |                                 |      |          |    | 843,375.63       | 843,375.63 | 44,455,480.87     |    |      |                             |               | 31,688,360.11 | 12,767,120.76 |          |    | 44,455,480.87    |       |  |  |
| MDS Checks Issued                                  | 12,920,945.19       | 5,454,537.99  |          |    | 18,375,483.18 | 102,838.06                    | 726,497.57 |          |    | 829,335.63                             |                                 |      |          |    | 829,335.63       | 829,335.63 | 19,204,818.81     |    |      |                             |               | 13,023,783.25 | 6,181,035.56  |          |    | 19,204,818.81    |       |  |  |
| Advice to Debit Account                            | 18,650,536.86       | 6,586,085.20  |          |    | 25,236,622.06 | 14,040.00                     |            |          |    | 14,040.00                              |                                 |      |          |    | 14,040.00        | 14,040.00  | 25,250,662.06     |    |      |                             |               | 18,664,576.86 | 6,586,085.20  |          |    | 25,250,662.06    |       |  |  |
| Notice of Transfer of Allocation (NTA)             |                     |               |          |    |               |                               |            |          |    |  |                                 |      |          |    |                  |            |                   |    |      |                             |               |               |               |          |    |                  |       |  |  |
| MDS Checks Issued                                  |                     |               |          |    |               |                               |            |          |    |  |                                 |      |          |    |                  |            |                   |    |      |                             |               |               |               |          |    |                  |       |  |  |
| Advice to Debit Account                            |                     |               |          |    |               |                               |            |          |    |  |                                 |      |          |    |                  |            |                   |    |      |                             |               |               |               |          |    |                  |       |  |  |
| Working Fund (NCA issued to BTr)                   |                     |               |          |    |               |                               |            |          |    |  |                                 |      |          |    |                  |            |                   |    |      |                             |               |               |               |          |    |                  |       |  |  |
| Tax Remittance Advices Issued (TRA)                | 3,510,259.16        | 411,984.82    |          |    | 3,922,243.98  |                               | 63,857.74  |          |    | 63,857.74                              |                                 |      |          |    |                  | 63,857.74  | 3,986,101.72      |    |      |                             |               | 3,510,259.16  | 475,842.56    |          |    | 3,986,101.72     |       |  |  |
| Cash Disbursement Ceiling (CDC)                    |                     |               |          |    |               |                               |            |          |    |  |                                 |      |          |    |                  |            |                   |    |      |                             |               |               |               |          |    |                  |       |  |  |
| Non-Cash Availment Authority (NCAA)                |                     |               |          |    |               |                               |            |          |    |  |                                 |      |          |    |                  |            |                   |    |      |                             |               |               |               |          |    |                  |       |  |  |
| Others (CDT, BTr Docs Stamp, etc.)                 |                     |               |          |    |               |                               |            |          |    |  |                                 |      |          |    |                  |            |                   |    |      |                             |               |               |               |          |    |                  |       |  |  |

**Summary**

| PARTICULARS  | PREVIOUS REPORT | CURRENT MONTH  | AS OF DATE     |
|--|-----------------|----------------|----------------|
| -1   | -2              | -3             | -4             |
| Total Disbursement Authorities Received            |                 |                |                |
| NCA  | 95,592,000.00   | 47,796,000.00  | 143,388,000.00 |
| Working Fund                                       |                 |                |                |
| TRA  | 4,717,431.14    | 3,986,101.72   | 8,703,532.86   |
| CDC  |                 |                |                |
| NCAA   |                 |                |                |
| Others (CDT, BTr Docs Stamp, etc.)                 |                 |                |                |
| Less: Notice of Transfer Allocations (NTA)* issued |                 |                |                |
| Total Disbursements Authorities Available          | 100,309,431.14  | 51,782,101.72  | 152,091,532.86 |
| Less   |                 |                |                |
| Lapsed NCA   |                 | 14,101,230.80  | 14,101,230.80  |
| Disbursements                                      | 63,778,211.33   | 48,441,582.59  | 112,219,793.92 |
| Balance of Disbursements Authorities as of to date | 36,531,219.81   | -10,760,711.67 | 25,770,508.14  |
| Total Disbursements Program                        | 100,309,431.14  | 51,782,101.72  | 152,091,532.86 |
| Less: * Actual Disbursements                       | 63,778,211.33   | 48,441,582.59  | 112,219,793.92 |
| (Over)/Under spending-                             | 36,531,219.81   | 3,340,519.13   | 39,871,738.94  |

Certified Correct:

  
**RONNIE B. PAGAL**  
Chief Accountant  
Date: 13/Apr/2019

Approved By:

  
**MA. ANTOINETTE C. MONTEALEGRE,**  
Officer-in-Charge, Office of the President

**MONTHLY REPORT OF DISBURSEMENTS**  
For the month of April 2019

Department: State Universities and Colleges (SUCs)  
Agency: Philippine Normal University  
Operating Unit: < not applicable >  
Organization Code: 08 003 000000  
Fund Cluster: 01 Regular Agency Fund

|  |
|--|
|  |
|  |
|  |

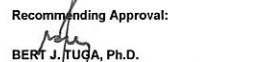
| Particulars   | Current Year Budget |              |       |      |               | Prior Year's Budget           |              |       |            |               |                                 |      |       |      |                  |              | SUB-TOTAL     | Trust Liabilities |      |      |               |               | Grand Total   |       |            |                  |    | Remarks |
|---|---------------------|--------------|-------|------|---------------|-------------------------------|--------------|-------|------------|---------------|---------------------------------|------|-------|------|------------------|--------------|---------------|-------------------|------|------|---------------|---------------|---------------|-------|------------|------------------|----|---------|
|   | PS                  | MOOE         | FinEx | CO   | TOTAL         | Prior Year's Accounts Payable |              |       |            |               | Current Year's Accounts Payable |      |       |      |                  | TOTAL        |               | PS                | MOOE | CO   | TOTAL         | PS            | MOOE          | FinEx | CO         | TOTAL            |    |         |
|   |                     |              |       |      |               | PS                            | MOOE         | FinEx | CO         | Sub-Total     | PS                              | MOOE | FinEx | CO   | Sub-Total        |              |               |                   |      |      |               |               |               |       |            |                  |    |         |
| 1   | 2                   | 3            | 4     | 5    | 6=(2+3+4+5)   | 7                             | 8            | 9     | 10         | 11=(7+8+9+10) | 12                              | 13   | 14    | 15   | 16=(12+13+14+15) | 17=(11+16)   | 18=(6+17)     | 19                | 20   | 21   | 22=(19+20+21) | 23            | 24            | 25    | 26         | 27=(23+24+25+26) | 28 |         |
| CASH DISBURSEMENTS  | 31,320,948.68       | 8,202,496.92 | 0.00  | 0.00 | 39,523,445.60 | 1,038,654.18                  | 2,211,995.72 | 0.00  | 690,936.02 | 3,941,585.92  | 0.00                            | 0.00 | 0.00  | 0.00 | 0.00             | 3,941,585.92 | 43,465,031.52 | 0.00              | 0.00 | 0.00 | 0.00          | 32,359,602.86 | 10,414,492.64 | 0.00  | 690,936.02 | 43,465,031.52    |    |         |
| Notice of Cash Allocation (NCA)   | 31,320,948.68       | 8,202,496.92 | 0.00  | 0.00 | 39,523,445.60 | 1,038,654.18                  | 2,211,995.72 | 0.00  | 690,936.02 | 3,941,585.92  | 0.00                            | 0.00 | 0.00  | 0.00 | 0.00             | 3,941,585.92 | 43,465,031.52 | 0.00              | 0.00 | 0.00 | 0.00          | 32,359,602.86 | 10,414,492.64 | 0.00  | 690,936.02 | 43,465,031.52    |    |         |
| MDS Checks Issued   | 6,641,510.35        | 2,395,584.51 | 0.00  | 0.00 | 9,037,094.86  | 0.00                          | 831,884.64   | 0.00  | 0.00       | 831,884.64    | 0.00                            | 0.00 | 0.00  | 0.00 | 0.00             | 831,884.64   | 9,868,979.50  | 0.00              | 0.00 | 0.00 | 0.00          | 6,641,510.35  | 3,227,469.15  | 0.00  | 0.00       | 9,868,979.50     |    |         |
| Advice to Debit Account   | 24,679,438.33       | 5,806,912.41 | 0.00  | 0.00 | 30,486,350.74 | 1,038,654.18                  | 1,380,111.08 | 0.00  | 690,936.02 | 3,109,701.28  | 0.00                            | 0.00 | 0.00  | 0.00 | 0.00             | 3,109,701.28 | 33,596,052.02 | 0.00              | 0.00 | 0.00 | 0.00          | 25,718,092.51 | 7,187,023.49  | 0.00  | 690,936.02 | 33,596,052.02    |    |         |
| Notice of Transfer Allocations (NTA)  | 0.00                | 0.00         | 0.00  | 0.00 | 0.00          | 0.00                          | 0.00         | 0.00  | 0.00       | 0.00          | 0.00                            | 0.00 | 0.00  | 0.00 | 0.00             | 0.00         | 0.00          | 0.00              | 0.00 | 0.00 | 0.00          | 0.00          | 0.00          | 0.00  | 0.00       | 0.00             |    |         |
| MDS Checks Issued   | 0.00                | 0.00         | 0.00  | 0.00 | 0.00          | 0.00                          | 0.00         | 0.00  | 0.00       | 0.00          | 0.00                            | 0.00 | 0.00  | 0.00 | 0.00             | 0.00         | 0.00          | 0.00              | 0.00 | 0.00 | 0.00          | 0.00          | 0.00          | 0.00  | 0.00       | 0.00             |    |         |
| Advice to Debit Account   | 0.00                | 0.00         | 0.00  | 0.00 | 0.00          | 0.00                          | 0.00         | 0.00  | 0.00       | 0.00          | 0.00                            | 0.00 | 0.00  | 0.00 | 0.00             | 0.00         | 0.00          | 0.00              | 0.00 | 0.00 | 0.00          | 0.00          | 0.00          | 0.00  | 0.00       | 0.00             |    |         |
| Working Fund for FAPs   | 0.00                | 0.00         | 0.00  | 0.00 | 0.00          | 0.00                          | 0.00         | 0.00  | 0.00       | 0.00          | 0.00                            | 0.00 | 0.00  | 0.00 | 0.00             | 0.00         | 0.00          | 0.00              | 0.00 | 0.00 | 0.00          | 0.00          | 0.00          | 0.00  | 0.00       | 0.00             |    |         |
| Cash Disbursement Ceiling (CDC)   | 0.00                | 0.00         | 0.00  | 0.00 | 0.00          | 0.00                          | 0.00         | 0.00  | 0.00       | 0.00          | 0.00                            | 0.00 | 0.00  | 0.00 | 0.00             | 0.00         | 0.00          | 0.00              | 0.00 | 0.00 | 0.00          | 0.00          | 0.00          | 0.00  | 0.00       | 0.00             |    |         |
| TOTAL CASH DISBURSEMENTS  | 31,320,948.68       | 8,202,496.92 | 0.00  | 0.00 | 39,523,445.60 | 1,038,654.18                  | 2,211,995.72 | 0.00  | 690,936.02 | 3,941,585.92  | 0.00                            | 0.00 | 0.00  | 0.00 | 0.00             | 3,941,585.92 | 43,465,031.52 | 0.00              | 0.00 | 0.00 | 0.00          | 32,359,602.86 | 10,414,492.64 | 0.00  | 690,936.02 | 43,465,031.52    |    |         |
| NON-CASH DISBURSEMENTS  | 5,444,098.88        | 394,210.56   | 0.00  | 0.00 | 5,838,309.44  | 43,388.51                     | 160,756.73   | 0.00  | 0.00       | 204,145.24    | 0.00                            | 0.00 | 0.00  | 0.00 | 0.00             | 204,145.24   | 6,042,454.68  | 0.00              | 0.00 | 0.00 | 0.00          | 5,487,487.39  | 554,967.29    | 0.00  | 0.00       | 6,042,454.68     |    |         |
| Tax Remittance Advices Issued (TRA)   | 5,444,098.88        | 394,210.56   | 0.00  | 0.00 | 5,838,309.44  | 43,388.51                     | 160,756.73   | 0.00  | 0.00       | 204,145.24    | 0.00                            | 0.00 | 0.00  | 0.00 | 0.00             | 204,145.24   | 6,042,454.68  | 0.00              | 0.00 | 0.00 | 0.00          | 5,487,487.39  | 554,967.29    | 0.00  | 0.00       | 6,042,454.68     |    |         |
| Non-Cash Availment Authority (NCAA)   | 0.00                | 0.00         | 0.00  | 0.00 | 0.00          | 0.00                          | 0.00         | 0.00  | 0.00       | 0.00          | 0.00                            | 0.00 | 0.00  | 0.00 | 0.00             | 0.00         | 0.00          | 0.00              | 0.00 | 0.00 | 0.00          | 0.00          | 0.00          | 0.00  | 0.00       | 0.00             |    |         |
| Disbursements effected through outright deductions from claims (please specify) | 0.00                | 0.00         | 0.00  | 0.00 | 0.00          | 0.00                          | 0.00         | 0.00  | 0.00       | 0.00          | 0.00                            | 0.00 | 0.00  | 0.00 | 0.00             | 0.00         | 0.00          | 0.00              | 0.00 | 0.00 | 0.00          | 0.00          | 0.00          | 0.00  | 0.00       | 0.00             |    |         |
| Overpayment of expenses(e.g. personnel benefits)                                | 0.00                | 0.00         | 0.00  | 0.00 | 0.00          | 0.00                          | 0.00         | 0.00  | 0.00       | 0.00          | 0.00                            | 0.00 | 0.00  | 0.00 | 0.00             | 0.00         | 0.00          | 0.00              | 0.00 | 0.00 | 0.00          | 0.00          | 0.00          | 0.00  | 0.00       | 0.00             |    |         |
| Restitution for loss of government property                                     | 0.00                | 0.00         | 0.00  | 0.00 | 0.00          | 0.00                          | 0.00         | 0.00  | 0.00       | 0.00          | 0.00                            | 0.00 | 0.00  | 0.00 | 0.00             | 0.00         | 0.00          | 0.00              | 0.00 | 0.00 | 0.00          | 0.00          | 0.00          | 0.00  | 0.00       | 0.00             |    |         |
| Liquidated damages and similar claims   | 0.00                | 0.00         | 0.00  | 0.00 | 0.00          | 0.00                          | 0.00         | 0.00  | 0.00       | 0.00          | 0.00                            | 0.00 | 0.00  | 0.00 | 0.00             | 0.00         | 0.00          | 0.00              | 0.00 | 0.00 | 0.00          | 0.00          | 0.00          | 0.00  | 0.00       | 0.00             |    |         |
| Others(TEF, BTR-Documentary Stamp Tax, etc.)                                    | 0.00                | 0.00         | 0.00  | 0.00 | 0.00          | 0.00                          | 0.00         | 0.00  | 0.00       | 0.00          | 0.00                            | 0.00 | 0.00  | 0.00 | 0.00             | 0.00         | 0.00          | 0.00              | 0.00 | 0.00 | 0.00          | 0.00          | 0.00          | 0.00  | 0.00       | 0.00             |    |         |
| TOTAL NON-CASH DISBURSEMENTS  | 5,444,098.88        | 394,210.56   | 0.00  | 0.00 | 5,838,309.44  | 43,388.51                     | 160,756.73   | 0.00  | 0.00       | 204,145.24    | 0.00                            | 0.00 | 0.00  | 0.00 | 0.00             | 204,145.24   | 6,042,454.68  | 0.00              | 0.00 | 0.00 | 0.00          | 5,487,487.39  | 554,967.29    | 0.00  | 0.00       | 6,042,454.68     |    |         |
| GRAND TOTAL   | 36,765,047.56       | 8,596,707.48 | 0.00  | 0.00 | 45,361,755.04 | 1,082,042.69                  | 2,372,752.45 | 0.00  | 690,936.02 | 4,145,731.16  | 0.00                            | 0.00 | 0.00  | 0.00 | 0.00             | 4,145,731.16 | 49,507,486.20 | 0.00              | 0.00 | 0.00 | 0.00          | 37,847,090.25 | 10,969,459.93 | 0.00  | 690,936.02 | 49,507,486.20    |    |         |


**SUMMARY**

| Particulars<br>(1)   | Previous Report<br>(2) | This Month<br>(3) | As at Date<br>(4) |
|--|------------------------|-------------------|-------------------|
| Total Disbursement Authorities Received                        | 0.00                   | 0.00              | 0.00              |
| NCA  | 143,388,000.00         | 55,822,674.00     | 199,210,674.00    |
| NTA  | 0.00                   | 0.00              | 0.00              |
| Working Fund   | 0.00                   | 0.00              | 0.00              |
| TRA  | 8,703,532.86           | 6,042,454.68      | 14,745,987.54     |
| CDC  | 0.00                   | 0.00              | 0.00              |
| NCAA   | 0.00                   | 0.00              | 0.00              |
| Less: Notice of Transfer of Allocations (NTA)* issued          | 0.00                   | 0.00              | 0.00              |
| Total Disbursement Authorities Available                       | 152,091,532.86         | 61,865,128.68     | 213,956,661.54    |
| Less:  | 0.00                   | 0.00              | 0.00              |
| Lapsed NCA   | 14,101,230.80          | 0.00              | 14,101,230.80     |
| Disbursements  | 112,219,793.92         | 49,507,486.20     | 161,727,280.12    |
| Less: Other Non-Cash Disbursements                             | 0.00                   | 0.00              | 0.00              |
| Disbursements effected through outright deductions from claims | 0.00                   | 0.00              | 0.00              |
| Overpayment of expenses (e.g. personnel benefits)              | 0.00                   | 0.00              | 0.00              |
| Restitution for loss of government property                    | 0.00                   | 0.00              | 0.00              |
| Liquidated damages and similar claims                          | 0.00                   | 0.00              | 0.00              |
| Others (e.g. TEF, BTR, Docs Stamp, etc.)                       | 0.00                   | 0.00              | 0.00              |
| Add/Less: Adjustments (e.g. cancelled/staled checks)           | 0.00                   | 0.00              | 0.00              |
| Balance of Disbursement Authorities as at date                 | 25,770,508.14          | 12,357,642.48     | 38,128,150.62     |
| Total Disbursements Program                                    | 152,091,532.86         | 61,865,128.68     | 213,956,661.54    |
| Less: *Actual Disbursements                                    | 112,219,793.92         | 49,507,486.20     | 161,727,280.12    |
| (Over)/Under spending  | 39,871,738.94          | 12,357,642.48     | 52,229,381.42     |

Notes: \* The use of NTA is discouraged  
Notes: \*\* Amounts should tally with the grand total disbursement (column 27).

Certified Correct:  
  
RONNIE P. PAGAL  
Accountant IV  
Date

Recommending Approval:  
  
BERT J. TUGA, Ph.D.  
Vice President for Finance and Administration  
Date

Approved By:  
  
for MA. ANTONETTE C. MONTEALEGRE  
Officer-in-Charge, Office of the President  
Date



**MONTHLY REPORT OF DISBURSEMENTS**  
For the month of May 2019

Department: State Universities and Colleges (SUCs)  
Agency: Philippine Normal University  
Operating Unit: < not applicable >  
Organization Code: 08 003 0000000  
Fund Cluster: 01 Regular Agency Fund

|  |
|--|
|  |
|  |
|  |


| Particulars  | Current Year Budget |               |       |      |               | Prior Year's Budget           |              |       |      |               |                                 |      |       |      |                  |               | SUB-TOTAL | Trust Liabilities |      |      | Grand Total   |               |      |       | Remarks |                  |       |
|--|---------------------|---------------|-------|------|---------------|-------------------------------|--------------|-------|------|---------------|---------------------------------|------|-------|------|------------------|---------------|-----------|-------------------|------|------|---------------|---------------|------|-------|---------|------------------|-------|
|  | PS                  | MOOE          | FinEx | CO   | TOTAL         | Prior Year's Accounts Payable |              |       |      |               | Current Year's Accounts Payable |      |       |      |                  | TOTAL         |           | PS                | MOOE | CO   | TOTAL         | PS            | MOOE | FinEx |         | CO               | TOTAL |
|  |                     |               |       |      |               | PS                            | MOOE         | FinEx | CO   | Sub-Total     | PS                              | MOOE | FinEx | CO   | Sub-Total        |               |           |                   |      |      |               |               |      |       |         |                  |       |
| 1  | 2                   | 3             | 4     | 5    | 6=(2+3+4+5)   | 7                             | 8            | 9     | 10   | 11=(7+8+9+10) | 12                              | 13   | 14    | 15   | 16=(12+13+14+15) | 17=(11+16)    | 18=(6+17) | 19                | 20   | 21   | 22=(19+20+21) | 23            | 24   | 25    | 26      | 27=(23+24+25+26) | 28    |
| CASH DISBURSEMENTS   | 52,901,451.23       | 12,483,034.32 | 0.00  | 0.00 | 65,384,485.55 | 0.00                          | 897,107.42   | 0.00  | 0.00 | 897,107.42    | 0.00                            | 0.00 | 0.00  | 0.00 | 897,107.42       | 66,281,592.97 | 0.00      | 0.00              | 0.00 | 0.00 | 52,901,451.23 | 13,380,141.74 | 0.00 | 0.00  | 0.00    | 66,281,592.97    |       |
| Notice of Cash Allocation (NCA)  | 52,901,451.23       | 12,483,034.32 | 0.00  | 0.00 | 65,384,485.55 | 0.00                          | 897,107.42   | 0.00  | 0.00 | 897,107.42    | 0.00                            | 0.00 | 0.00  | 0.00 | 897,107.42       | 66,281,592.97 | 0.00      | 0.00              | 0.00 | 0.00 | 52,901,451.23 | 13,380,141.74 | 0.00 | 0.00  | 0.00    | 66,281,592.97    |       |
| MDS Checks Issued  | 15,216,266.31       | 7,849,837.97  | 0.00  | 0.00 | 23,066,104.28 | 0.00                          | 897,107.42   | 0.00  | 0.00 | 897,107.42    | 0.00                            | 0.00 | 0.00  | 0.00 | 897,107.42       | 23,963,211.70 | 0.00      | 0.00              | 0.00 | 0.00 | 15,216,266.31 | 8,746,945.39  | 0.00 | 0.00  | 0.00    | 23,963,211.70    |       |
| Advice to Debit Account  | 37,685,184.92       | 4,633,196.35  | 0.00  | 0.00 | 42,318,381.27 | 0.00                          | 0.00         | 0.00  | 0.00 | 0.00          | 0.00                            | 0.00 | 0.00  | 0.00 | 0.00             | 42,318,381.27 | 0.00      | 0.00              | 0.00 | 0.00 | 37,685,184.92 | 4,633,196.35  | 0.00 | 0.00  | 0.00    | 42,318,381.27    |       |
| Notice of Transfer Allocations (NTA)   | 0.00                | 0.00          | 0.00  | 0.00 | 0.00          | 0.00                          | 0.00         | 0.00  | 0.00 | 0.00          | 0.00                            | 0.00 | 0.00  | 0.00 | 0.00             | 0.00          | 0.00      | 0.00              | 0.00 | 0.00 | 0.00          | 0.00          | 0.00 | 0.00  | 0.00    | 0.00             |       |
| MDS Checks Issued  | 0.00                | 0.00          | 0.00  | 0.00 | 0.00          | 0.00                          | 0.00         | 0.00  | 0.00 | 0.00          | 0.00                            | 0.00 | 0.00  | 0.00 | 0.00             | 0.00          | 0.00      | 0.00              | 0.00 | 0.00 | 0.00          | 0.00          | 0.00 | 0.00  | 0.00    | 0.00             |       |
| Advice to Debit Account  | 0.00                | 0.00          | 0.00  | 0.00 | 0.00          | 0.00                          | 0.00         | 0.00  | 0.00 | 0.00          | 0.00                            | 0.00 | 0.00  | 0.00 | 0.00             | 0.00          | 0.00      | 0.00              | 0.00 | 0.00 | 0.00          | 0.00          | 0.00 | 0.00  | 0.00    | 0.00             |       |
| Working Fund for FAPs  | 0.00                | 0.00          | 0.00  | 0.00 | 0.00          | 0.00                          | 0.00         | 0.00  | 0.00 | 0.00          | 0.00                            | 0.00 | 0.00  | 0.00 | 0.00             | 0.00          | 0.00      | 0.00              | 0.00 | 0.00 | 0.00          | 0.00          | 0.00 | 0.00  | 0.00    | 0.00             |       |
| Cash Disbursement Ceiling (CDC)  | 0.00                | 0.00          | 0.00  | 0.00 | 0.00          | 0.00                          | 0.00         | 0.00  | 0.00 | 0.00          | 0.00                            | 0.00 | 0.00  | 0.00 | 0.00             | 0.00          | 0.00      | 0.00              | 0.00 | 0.00 | 0.00          | 0.00          | 0.00 | 0.00  | 0.00    | 0.00             |       |
| TOTAL CASH DISBURSEMENTS   | 52,901,451.23       | 12,483,034.32 | 0.00  | 0.00 | 65,384,485.55 | 0.00                          | 897,107.42   | 0.00  | 0.00 | 897,107.42    | 0.00                            | 0.00 | 0.00  | 0.00 | 897,107.42       | 66,281,592.97 | 0.00      | 0.00              | 0.00 | 0.00 | 52,901,451.23 | 13,380,141.74 | 0.00 | 0.00  | 0.00    | 66,281,592.97    |       |
| NON-CASH DISBURSEMENTS   | 4,529,961.08        | 609,105.78    | 0.00  | 0.00 | 5,139,066.86  | 0.00                          | 123,104.82   | 0.00  | 0.00 | 123,104.82    | 0.00                            | 0.00 | 0.00  | 0.00 | 123,104.82       | 5,262,171.68  | 0.00      | 0.00              | 0.00 | 0.00 | 4,529,961.08  | 732,210.60    | 0.00 | 0.00  | 0.00    | 5,262,171.68     |       |
| Tax Remittance Advances Issued (TRA)   | 4,529,961.08        | 609,105.78    | 0.00  | 0.00 | 5,139,066.86  | 0.00                          | 123,104.82   | 0.00  | 0.00 | 123,104.82    | 0.00                            | 0.00 | 0.00  | 0.00 | 123,104.82       | 5,262,171.68  | 0.00      | 0.00              | 0.00 | 0.00 | 4,529,961.08  | 732,210.60    | 0.00 | 0.00  | 0.00    | 5,262,171.68     |       |
| Non-Cash Availment Authority (NCAA)  | 0.00                | 0.00          | 0.00  | 0.00 | 0.00          | 0.00                          | 0.00         | 0.00  | 0.00 | 0.00          | 0.00                            | 0.00 | 0.00  | 0.00 | 0.00             | 0.00          | 0.00      | 0.00              | 0.00 | 0.00 | 0.00          | 0.00          | 0.00 | 0.00  | 0.00    | 0.00             |       |
| Disbursements effected through outright deductions from claims (please specify...) | 0.00                | 0.00          | 0.00  | 0.00 | 0.00          | 0.00                          | 0.00         | 0.00  | 0.00 | 0.00          | 0.00                            | 0.00 | 0.00  | 0.00 | 0.00             | 0.00          | 0.00      | 0.00              | 0.00 | 0.00 | 0.00          | 0.00          | 0.00 | 0.00  | 0.00    | 0.00             |       |
| Overpayment of expenses(e.g. personnel benefits)                                   | 0.00                | 0.00          | 0.00  | 0.00 | 0.00          | 0.00                          | 0.00         | 0.00  | 0.00 | 0.00          | 0.00                            | 0.00 | 0.00  | 0.00 | 0.00             | 0.00          | 0.00      | 0.00              | 0.00 | 0.00 | 0.00          | 0.00          | 0.00 | 0.00  | 0.00    | 0.00             |       |
| Restitution for loss of government property  | 0.00                | 0.00          | 0.00  | 0.00 | 0.00          | 0.00                          | 0.00         | 0.00  | 0.00 | 0.00          | 0.00                            | 0.00 | 0.00  | 0.00 | 0.00             | 0.00          | 0.00      | 0.00              | 0.00 | 0.00 | 0.00          | 0.00          | 0.00 | 0.00  | 0.00    | 0.00             |       |
| Liquidated damages and similar claims  | 0.00                | 0.00          | 0.00  | 0.00 | 0.00          | 0.00                          | 0.00         | 0.00  | 0.00 | 0.00          | 0.00                            | 0.00 | 0.00  | 0.00 | 0.00             | 0.00          | 0.00      | 0.00              | 0.00 | 0.00 | 0.00          | 0.00          | 0.00 | 0.00  | 0.00    | 0.00             |       |
| Others(TEF, BTr-Documentary Stamp Tax, etc.)                                       | 0.00                | 0.00          | 0.00  | 0.00 | 0.00          | 0.00                          | 0.00         | 0.00  | 0.00 | 0.00          | 0.00                            | 0.00 | 0.00  | 0.00 | 0.00             | 0.00          | 0.00      | 0.00              | 0.00 | 0.00 | 0.00          | 0.00          | 0.00 | 0.00  | 0.00    | 0.00             |       |
| TOTAL NON-CASH DISBURSEMENTS   | 4,529,961.08        | 609,105.78    | 0.00  | 0.00 | 5,139,066.86  | 0.00                          | 123,104.82   | 0.00  | 0.00 | 123,104.82    | 0.00                            | 0.00 | 0.00  | 0.00 | 123,104.82       | 5,262,171.68  | 0.00      | 0.00              | 0.00 | 0.00 | 4,529,961.08  | 732,210.60    | 0.00 | 0.00  | 0.00    | 5,262,171.68     |       |
| GRAND TOTAL  | 57,431,412.31       | 13,092,140.10 | 0.00  | 0.00 | 70,523,552.41 | 0.00                          | 1,020,212.24 | 0.00  | 0.00 | 1,020,212.24  | 0.00                            | 0.00 | 0.00  | 0.00 | 1,020,212.24     | 71,543,764.65 | 0.00      | 0.00              | 0.00 | 0.00 | 57,431,412.31 | 14,112,352.34 | 0.00 | 0.00  | 0.00    | 71,543,764.65    |       |

## SUMMARY

| Particulars<br>(1)   | Previous Report<br>(2) | This Month<br>(3) | As at Date<br>(4) |
|--|------------------------|-------------------|-------------------|
| Total Disbursement Authorities Received                        | 0.00                   | 0.00              | 0.00              |
| NCA  | 199,210,674.00         | 72,425,530.00     | 271,636,204.00    |
| NTA  | 0.00                   | 0.00              | 0.00              |
| Working Fund   | 0.00                   | 0.00              | 0.00              |
| TRA  | 14,745,987.54          | 5,262,171.68      | 20,008,159.22     |
| CDC  | 0.00                   | 0.00              | 0.00              |
| NCAA   | 0.00                   | 0.00              | 0.00              |
| Less: Notice of Transfer of Allocations (NTA) issued           | 0.00                   | 0.00              | 0.00              |
| Total Disbursement Authorities Available                       | 213,956,661.54         | 77,687,701.68     | 291,644,363.22    |
| Less:  | 0.00                   | 0.00              | 0.00              |
| Lapsed NCA   | 14,101,230.80          | 0.00              | 14,101,230.80     |
| Disbursements  | 161,727,280.12         | 71,543,764.65     | 233,271,044.77    |
| Less: Other Non-Cash Disbursements                             | 0.00                   | 0.00              | 0.00              |
| Disbursements effected through outright deductions from claims | 0.00                   | 0.00              | 0.00              |
| Overpayment of expenses(e.g. personnel benefits)               | 0.00                   | 0.00              | 0.00              |
| Restitution for loss of government property                    | 0.00                   | 0.00              | 0.00              |
| Liquidated damages and similar claims                          | 0.00                   | 0.00              | 0.00              |
| Others (e.g. TEF, BTr, Docs Stamp, etc.)                       | 0.00                   | 0.00              | 0.00              |
| Add/Less: Adjustments (e.g. cancelled/staled checks)           | 0.00                   | 0.00              | 0.00              |
| Balance of Disbursement Authorities as at date                 | 38,128,150.62          | 6,143,937.03      | 44,272,087.65     |
| Total Disbursements Program                                    | 213,956,661.54         | 77,687,701.68     | 291,644,363.22    |
| Less: Actual Disbursements                                     | 161,727,280.12         | 71,543,764.65     | 233,271,044.77    |
| (Over)/Under spending  | 52,229,381.42          | 6,143,937.03      | 58,373,318.45     |

Notes: \* The use of NTA is discouraged  
Notes: \*\* Amounts should tally with the grand total disbursement (column 27).

Certified correct:


  
RONNEL S. PAGAL  
Accountant/V  
Date

Recommending Approval:

BERT J. TUGA, Ph.D.

Vice President for Finance and Administration  
Date

Approved By

  
for MA. ANTOINETTE C. MONTEALEGRE  
Officer-in-Charge, Office of the President  
Date

**MONTHLY REPORT OF DISBURSEMENTS**  
For the month of June 2019

Department: State Universities and Colleges (SUCs)  
Agency: Philippine Normal University  
Operating Unit: < not applicable >  
Organization Code: 08 003 0000000  
Fund Cluster: 01 Regular Agency Fund

|  |
|--|
|  |
|  |
|  |

| Particulars  | Current Year Budget |               |       |      |               | Prior Year's Budget           |              |       |              |               |                                 |           |       |      |                  |              | SUB-TOTAL        | Trust Liabilities |      |      |               | Grand Total   |               |       |              |                  | Remarks |
|--|---------------------|---------------|-------|------|---------------|-------------------------------|--------------|-------|--------------|---------------|---------------------------------|-----------|-------|------|------------------|--------------|------------------|-------------------|------|------|---------------|---------------|---------------|-------|--------------|------------------|---------|
|  | PS                  | MOOE          | FinEx | CO   | TOTAL         | Prior Year's Accounts Payable |              |       |              |               | Current Year's Accounts Payable |           |       |      |                  | TOTAL        |                  | PS                | MOOE | CO   | TOTAL         | PS            | MOOE          | FinEx | CO           | TOTAL            |         |
|  |                     |               |       |      |               | PS                            | MOOE         | FinEx | CO           | Sub-Total     | PS                              | MOOE      | FinEx | CO   | Sub-Total        |              | 16=(12+13+14+15) |                   |      |      |               |               |               |       |              |                  |         |
| 1  | 2                   | 3             | 4     | 5    | 6=(2+3+4+5)   | 7                             | 8            | 9     | 10           | 11=(7+8+9+10) | 12                              | 13        | 14    | 15   | 16=(12+13+14+15) | 17=(11+16)   | 18=(8+17)        | 19                | 20   | 21   | 22=(19+20+21) | 23            | 24            | 25    | 26           | 27=(23+24+25+26) | 28      |
| CASH DISBURSEMENTS   | 31,489,891.13       | 12,040,582.00 | 0.00  | 0.00 | 43,530,473.13 | 0.00                          | 3,747,184.26 | 0.00  | 4,686,839.49 | 8,434,023.75  | 0.00                            | 31,670.68 | 0.00  | 0.00 | 31,670.68        | 8,465,694.43 | 51,996,167.56    | 0.00              | 0.00 | 0.00 | 0.00          | 31,489,891.13 | 15,819,436.94 | 0.00  | 4,686,839.49 | 51,996,167.56    |         |
| Notice of Cash Allocation (NCA)  | 31,489,891.13       | 12,040,582.00 | 0.00  | 0.00 | 43,530,473.13 | 0.00                          | 3,747,184.26 | 0.00  | 4,686,839.49 | 8,434,023.75  | 0.00                            | 31,670.68 | 0.00  | 0.00 | 31,670.68        | 8,465,694.43 | 51,996,167.56    | 0.00              | 0.00 | 0.00 | 0.00          | 31,489,891.13 | 15,819,436.94 | 0.00  | 4,686,839.49 | 51,996,167.56    |         |
| MDS Checks Issued  | 15,185,307.97       | 3,679,666.01  | 0.00  | 0.00 | 18,864,973.98 | 0.00                          | 249,651.13   | 0.00  | 0.00         | 249,651.13    | 0.00                            | 31,670.68 | 0.00  | 0.00 | 31,670.68        | 281,321.81   | 19,146,295.79    | 0.00              | 0.00 | 0.00 | 0.00          | 15,185,307.97 | 3,960,987.82  | 0.00  | 0.00         | 19,146,295.79    |         |
| Advice to Debit Account  | 16,304,583.16       | 8,360,915.99  | 0.00  | 0.00 | 24,665,499.15 | 0.00                          | 3,497,533.13 | 0.00  | 4,686,839.49 | 8,184,372.62  | 0.00                            | 0.00      | 0.00  | 0.00 | 0.00             | 8,184,372.62 | 32,849,871.77    | 0.00              | 0.00 | 0.00 | 0.00          | 16,304,583.16 | 11,858,449.12 | 0.00  | 4,686,839.49 | 32,849,871.77    |         |
| Notice of Transfer Allocations (NTA)   | 0.00                | 0.00          | 0.00  | 0.00 | 0.00          | 0.00                          | 0.00         | 0.00  | 0.00         | 0.00          | 0.00                            | 0.00      | 0.00  | 0.00 | 0.00             | 0.00         | 0.00             | 0.00              | 0.00 | 0.00 | 0.00          | 0.00          | 0.00          | 0.00  | 0.00         | 0.00             |         |
| MDS Checks Issued  | 0.00                | 0.00          | 0.00  | 0.00 | 0.00          | 0.00                          | 0.00         | 0.00  | 0.00         | 0.00          | 0.00                            | 0.00      | 0.00  | 0.00 | 0.00             | 0.00         | 0.00             | 0.00              | 0.00 | 0.00 | 0.00          | 0.00          | 0.00          | 0.00  | 0.00         | 0.00             |         |
| Advice to Debit Account  | 0.00                | 0.00          | 0.00  | 0.00 | 0.00          | 0.00                          | 0.00         | 0.00  | 0.00         | 0.00          | 0.00                            | 0.00      | 0.00  | 0.00 | 0.00             | 0.00         | 0.00             | 0.00              | 0.00 | 0.00 | 0.00          | 0.00          | 0.00          | 0.00  | 0.00         | 0.00             |         |
| Working Fund for FAPs  | 0.00                | 0.00          | 0.00  | 0.00 | 0.00          | 0.00                          | 0.00         | 0.00  | 0.00         | 0.00          | 0.00                            | 0.00      | 0.00  | 0.00 | 0.00             | 0.00         | 0.00             | 0.00              | 0.00 | 0.00 | 0.00          | 0.00          | 0.00          | 0.00  | 0.00         | 0.00             |         |
| Cash Disbursement Ceiling (CDC)  | 0.00                | 0.00          | 0.00  | 0.00 | 0.00          | 0.00                          | 0.00         | 0.00  | 0.00         | 0.00          | 0.00                            | 0.00      | 0.00  | 0.00 | 0.00             | 0.00         | 0.00             | 0.00              | 0.00 | 0.00 | 0.00          | 0.00          | 0.00          | 0.00  | 0.00         | 0.00             |         |
| TOTAL CASH DISBURSEMENTS   | 31,489,891.13       | 12,040,582.00 | 0.00  | 0.00 | 43,530,473.13 | 0.00                          | 3,747,184.26 | 0.00  | 4,686,839.49 | 8,434,023.75  | 0.00                            | 31,670.68 | 0.00  | 0.00 | 31,670.68        | 8,465,694.43 | 51,996,167.56    | 0.00              | 0.00 | 0.00 | 0.00          | 31,489,891.13 | 15,819,436.94 | 0.00  | 4,686,839.49 | 51,996,167.56    |         |
| NON-CASH DISBURSEMENTS   | 3,041,895.41        | 501,735.55    | 0.00  | 0.00 | 3,543,630.96  | 0.00                          | 272,033.67   | 0.00  | 265,292.80   | 537,326.47    | 0.00                            | 1,099.09  | 0.00  | 0.00 | 1,099.09         | 538,425.56   | 4,082,056.52     | 0.00              | 0.00 | 0.00 | 0.00          | 3,041,895.41  | 774,868.31    | 0.00  | 265,292.80   | 4,082,056.52     |         |
| Tax Remittance Advices Issued (TRA)  | 3,041,895.41        | 501,735.55    | 0.00  | 0.00 | 3,543,630.96  | 0.00                          | 272,033.67   | 0.00  | 265,292.80   | 537,326.47    | 0.00                            | 1,099.09  | 0.00  | 0.00 | 1,099.09         | 538,425.56   | 4,082,056.52     | 0.00              | 0.00 | 0.00 | 0.00          | 3,041,895.41  | 774,868.31    | 0.00  | 265,292.80   | 4,082,056.52     |         |
| Non-Cash Availment Authority (NCAA)  | 0.00                | 0.00          | 0.00  | 0.00 | 0.00          | 0.00                          | 0.00         | 0.00  | 0.00         | 0.00          | 0.00                            | 0.00      | 0.00  | 0.00 | 0.00             | 0.00         | 0.00             | 0.00              | 0.00 | 0.00 | 0.00          | 0.00          | 0.00          | 0.00  | 0.00         | 0.00             |         |
| Disbursements effected through outright deductions from claims (please specify...) | 0.00                | 0.00          | 0.00  | 0.00 | 0.00          | 0.00                          | 0.00         | 0.00  | 0.00         | 0.00          | 0.00                            | 0.00      | 0.00  | 0.00 | 0.00             | 0.00         | 0.00             | 0.00              | 0.00 | 0.00 | 0.00          | 0.00          | 0.00          | 0.00  | 0.00         | 0.00             |         |
| Overpayment of expenses(e.g. personnel benefits)                                   | 0.00                | 0.00          | 0.00  | 0.00 | 0.00          | 0.00                          | 0.00         | 0.00  | 0.00         | 0.00          | 0.00                            | 0.00      | 0.00  | 0.00 | 0.00             | 0.00         | 0.00             | 0.00              | 0.00 | 0.00 | 0.00          | 0.00          | 0.00          | 0.00  | 0.00         | 0.00             |         |
| Restitution for loss of government property  | 0.00                | 0.00          | 0.00  | 0.00 | 0.00          | 0.00                          | 0.00         | 0.00  | 0.00         | 0.00          | 0.00                            | 0.00      | 0.00  | 0.00 | 0.00             | 0.00         | 0.00             | 0.00              | 0.00 | 0.00 | 0.00          | 0.00          | 0.00          | 0.00  | 0.00         | 0.00             |         |
| Liquidated damages and similar claims  | 0.00                | 0.00          | 0.00  | 0.00 | 0.00          | 0.00                          | 0.00         | 0.00  | 0.00         | 0.00          | 0.00                            | 0.00      | 0.00  | 0.00 | 0.00             | 0.00         | 0.00             | 0.00              | 0.00 | 0.00 | 0.00          | 0.00          | 0.00          | 0.00  | 0.00         | 0.00             |         |
| Others(TEF, BTR-Documentary Stamp Tax, etc.)                                       | 0.00                | 0.00          | 0.00  | 0.00 | 0.00          | 0.00                          | 0.00         | 0.00  | 0.00         | 0.00          | 0.00                            | 0.00      | 0.00  | 0.00 | 0.00             | 0.00         | 0.00             | 0.00              | 0.00 | 0.00 | 0.00          | 0.00          | 0.00          | 0.00  | 0.00         | 0.00             |         |
| TOTAL NON-CASH DISBURSEMENTS   | 3,041,895.41        | 501,735.55    | 0.00  | 0.00 | 3,543,630.96  | 0.00                          | 272,033.67   | 0.00  | 265,292.80   | 537,326.47    | 0.00                            | 1,099.09  | 0.00  | 0.00 | 1,099.09         | 538,425.56   | 4,082,056.52     | 0.00              | 0.00 | 0.00 | 0.00          | 3,041,895.41  | 774,868.31    | 0.00  | 265,292.80   | 4,082,056.52     |         |
| GRAND TOTAL  | 34,531,786.54       | 12,542,317.55 | 0.00  | 0.00 | 47,074,104.09 | 0.00                          | 4,019,217.93 | 0.00  | 4,952,132.29 | 8,971,350.22  | 0.00                            | 32,769.77 | 0.00  | 0.00 | 32,769.77        | 9,004,119.99 | 56,078,224.08    | 0.00              | 0.00 | 0.00 | 0.00          | 34,531,786.54 | 16,594,305.25 | 0.00  | 4,952,132.29 | 56,078,224.08    |         |

**SUMMARY**

| Particulars<br>(1)   | Previous Report<br>(2) | This Month<br>(3) | As at Date<br>(4) |
|--|------------------------|-------------------|-------------------|
| Total Disbursement Authorities Received                        | 0.00                   | 0.00              | 0.00              |
| NCA  | 271,636,204.00         | 43,920,000.00     | 315,556,204.00    |
| NTA  | 0.00                   | 0.00              | 0.00              |
| Working Fund   | 0.00                   | 0.00              | 0.00              |
| TRA  | 20,008,159.22          | 4,082,056.52      | 24,090,215.74     |
| CDC  | 0.00                   | 0.00              | 0.00              |
| NCAA   | 0.00                   | 0.00              | 0.00              |
| Less: Notice of Transfer of Allocations (NTA)* issued          | 0.00                   | 0.00              | 0.00              |
| Total Disbursement Authorities Available                       | 291,644,363.22         | 48,002,056.52     | 339,646,419.74    |
| Less:  | 0.00                   | 0.00              | 0.00              |
| Lapsed NCA   | 14,101,230.80          | 833,452.22        | 14,934,683.02     |
| Disbursements  | 233,271,044.77         | 56,078,224.08     | 289,349,268.85    |
| Less: Other Non-Cash Disbursements                             | 0.00                   | 0.00              | 0.00              |
| Disbursements effected through outright deductions from claims | 0.00                   | 0.00              | 0.00              |
| Overpayment of expenses (e.g. personnel benefits)              | 0.00                   | 0.00              | 0.00              |
| Restitution for loss of government property                    | 0.00                   | 0.00              | 0.00              |
| Liquidated damages and similar claims                          | 0.00                   | 0.00              | 0.00              |
| Others (e.g. TEF, BTR, Docs Stamp, etc.)                       | 0.00                   | 0.00              | 0.00              |
| Add/Less: Adjustments (e.g. cancelled/staled checks)           | 0.00                   | 0.00              | 0.00              |
| Balance of Disbursement Authorities as at date                 | 44,272,087.85          | (-8,909,819.78)   | 35,362,467.87     |
| Total Disbursements Program                                    | 291,644,363.22         | 48,002,056.52     | 339,646,419.74    |
| Less: *Actual Disbursements                                    | 233,271,044.77         | 56,078,224.08     | 289,349,268.85    |
| (Over)/Under spending  | 58,373,318.45          | (-8,076,167.56)   | 50,297,150.89     |

Notes: \* The use of NTA is discouraged  
Notes: \*\* Amounts should tally with the grand total disbursement (column 27).

Certified Correct:

RONNIE B. PAGAL

Accountant IV

Date

Recommending Approval:

BERT J. TUGA, Ph.D.

Vice President for Finance and Administration

Date

Approved By:

MA. ANTOINETTE C. MONTEALEGRE

Officer-in-Charge, Office of the President

Date

## MONTHLY REPORT OF DISBURSEMENTS

For the month of July 2019

Department: State Universities and Colleges (SUCs)  
 Agency: Philippine Normal University  
 Operating Unit: < not applicable >  
 Organization Code: 08 003 0000000  
 Fund Cluster: 01 Regular Agency Fund

|   |                             |
|---|-----------------------------|
| x | Current Year Appropriations |
|   | Supplemental Appropriations |
|   | Continuing appropriations   |

| Particulars  | Current Year Budget |               |       |      |               | Prior Year's Budget         |            |       |      |               |                                 |           |       |      |                  |            | SUB-TOTAL     |
|--|---------------------|---------------|-------|------|---------------|-----------------------------|------------|-------|------|---------------|---------------------------------|-----------|-------|------|------------------|------------|---------------|
|  | PS                  | MOOE          | FinEx | CO   | TOTAL         | Prior Year Accounts Payable |            |       |      |               | Current Year's Accounts Payable |           |       |      |                  | TOTAL      |               |
|  |                     |               |       |      |               | PS                          | MOOE       | FinEx | CO   | Sub-total     | PS                              | MOOE      | FinEx | CO   | Sub-total        |            |               |
| 1  | 2                   | 3             | 4     | 5    | 6=(2+3+4+5)   | 7                           | 8          | 9     | 10   | 11=(7+8+9+10) | 12                              | 13        | 14    | 15   | 16=(12+13+14+15) | 17=(11+16) | 18=(6+17)     |
| CASH DISBURSEMENTS   | 29,490,435.11       | 10,936,672.49 | 0.00  | 0.00 | 40,427,107.60 | 0.00                        | 138,327.15 | 0.00  | 0.00 | 138,327.15    | 0.00                            | 31,054.99 | 0.00  | 0.00 | 31,054.99        | 169,382.14 | 40,596,489.74 |
| Notice of Cash Allocation (NCA)  | 29,490,435.11       | 10,936,672.49 | 0.00  | 0.00 | 40,427,107.60 | 0.00                        | 138,327.15 | 0.00  | 0.00 | 138,327.15    | 0.00                            | 31,054.99 | 0.00  | 0.00 | 31,054.99        | 169,382.14 | 40,596,489.74 |
| MDS Checks Issued  | 12,439,492.77       | 4,261,887.13  | 0.00  | 0.00 | 16,701,379.90 | 0.00                        | 101,170.37 | 0.00  | 0.00 | 101,170.37    | 0.00                            | 31,054.99 | 0.00  | 0.00 | 31,054.99        | 132,225.36 | 16,833,605.26 |
| Advice to Debit Account  | 17,050,942.34       | 6,674,785.36  | 0.00  | 0.00 | 23,725,727.70 | 0.00                        | 37,156.78  | 0.00  | 0.00 | 37,156.78     | 0.00                            | 0.00      | 0.00  | 0.00 | 0.00             | 37,156.78  | 23,762,884.48 |
| Notice of Transfer Allocations (NTA)   | 0.00                | 0.00          | 0.00  | 0.00 | 0.00          | 0.00                        | 0.00       | 0.00  | 0.00 | 0.00          | 0.00                            | 0.00      | 0.00  | 0.00 | 0.00             | 0.00       | 0.00          |
| MDS Checks Issued  | 0.00                | 0.00          | 0.00  | 0.00 | 0.00          | 0.00                        | 0.00       | 0.00  | 0.00 | 0.00          | 0.00                            | 0.00      | 0.00  | 0.00 | 0.00             | 0.00       | 0.00          |
| Advice to Debit Account  | 0.00                | 0.00          | 0.00  | 0.00 | 0.00          | 0.00                        | 0.00       | 0.00  | 0.00 | 0.00          | 0.00                            | 0.00      | 0.00  | 0.00 | 0.00             | 0.00       | 0.00          |
| Working Fund for FAPs  | 0.00                | 0.00          | 0.00  | 0.00 | 0.00          | 0.00                        | 0.00       | 0.00  | 0.00 | 0.00          | 0.00                            | 0.00      | 0.00  | 0.00 | 0.00             | 0.00       | 0.00          |
| Cash Disbursement Ceiling (CDC)  | 0.00                | 0.00          | 0.00  | 0.00 | 0.00          | 0.00                        | 0.00       | 0.00  | 0.00 | 0.00          | 0.00                            | 0.00      | 0.00  | 0.00 | 0.00             | 0.00       | 0.00          |
| TOTAL CASH DISBURSEMENTS   | 29,490,435.11       | 10,936,672.49 | 0.00  | 0.00 | 40,427,107.60 | 0.00                        | 138,327.15 | 0.00  | 0.00 | 138,327.15    | 0.00                            | 31,054.99 | 0.00  | 0.00 | 31,054.99        | 169,382.14 | 40,596,489.74 |
| NON-CASH DISBURSEMENTS   | 3,115,749.87        | 447,318.76    | 0.00  | 0.00 | 3,563,068.63  | 0.00                        | 7,829.85   | 0.00  | 0.00 | 7,829.85      | 0.00                            | 1,361.20  | 0.00  | 0.00 | 1,361.20         | 9,191.05   | 3,572,259.68  |
| Tax Remittance Advices Issued (TRA)  | 3,115,749.87        | 447,318.76    | 0.00  | 0.00 | 3,563,068.63  | 0.00                        | 7,829.85   | 0.00  | 0.00 | 7,829.85      | 0.00                            | 1,361.20  | 0.00  | 0.00 | 1,361.20         | 9,191.05   | 3,572,259.68  |
| Non-Cash Availment Authority (NCAA)  | 0.00                | 0.00          | 0.00  | 0.00 | 0.00          | 0.00                        | 0.00       | 0.00  | 0.00 | 0.00          | 0.00                            | 0.00      | 0.00  | 0.00 | 0.00             | 0.00       | 0.00          |
| Disbursements effected through outright deductions from claims (please specify...) | 0.00                | 0.00          | 0.00  | 0.00 | 0.00          | 0.00                        | 0.00       | 0.00  | 0.00 | 0.00          | 0.00                            | 0.00      | 0.00  | 0.00 | 0.00             | 0.00       | 0.00          |
| Overpayment of expenses(e.g. personnel benefits)                                   | 0.00                | 0.00          | 0.00  | 0.00 | 0.00          | 0.00                        | 0.00       | 0.00  | 0.00 | 0.00          | 0.00                            | 0.00      | 0.00  | 0.00 | 0.00             | 0.00       | 0.00          |
| Restitution for loss of government property  | 0.00                | 0.00          | 0.00  | 0.00 | 0.00          | 0.00                        | 0.00       | 0.00  | 0.00 | 0.00          | 0.00                            | 0.00      | 0.00  | 0.00 | 0.00             | 0.00       | 0.00          |
| Liquidated damages and similar claims  | 0.00                | 0.00          | 0.00  | 0.00 | 0.00          | 0.00                        | 0.00       | 0.00  | 0.00 | 0.00          | 0.00                            | 0.00      | 0.00  | 0.00 | 0.00             | 0.00       | 0.00          |
| Others(TEF, BTr-Documentary Stamp Tax, etc.)                                       | 0.00                | 0.00          | 0.00  | 0.00 | 0.00          | 0.00                        | 0.00       | 0.00  | 0.00 | 0.00          | 0.00                            | 0.00      | 0.00  | 0.00 | 0.00             | 0.00       | 0.00          |
| TOTAL NON-CASH DISBURSEMENTS   | 3,115,749.87        | 447,318.76    | 0.00  | 0.00 | 3,563,068.63  | 0.00                        | 7,829.85   | 0.00  | 0.00 | 7,829.85      | 0.00                            | 1,361.20  | 0.00  | 0.00 | 1,361.20         | 9,191.05   | 3,572,259.68  |
| GRAND TOTAL  | 32,606,184.98       | 11,383,991.25 | 0.00  | 0.00 | 43,990,176.23 | 0.00                        | 146,157.00 | 0.00  | 0.00 | 146,157.00    | 0.00                            | 32,416.19 | 0.00  | 0.00 | 32,416.19        | 178,573.19 | 44,168,749.42 |



Department: State Un  
 Agency: Philippir  
 Operating Unit: < not ap  
 Organization Code: 08 003 0  
 Fund Cluster: 01 Regu

| Particulars  | Trust Liabilities |      |      |               | Grand Total   |               |       |      |                  | Remarks |
|--|-------------------|------|------|---------------|---------------|---------------|-------|------|------------------|---------|
|  | PS                | MOOE | CO   | TOTAL         | PS            | MOOE          | FinEX | CO   | TOTAL            |         |
| 1  | 19                | 20   | 21   | 22=(19+20+21) | 23            | 24            | 25    | 26   | 27=(23+24+25+26) | 28      |
| CASH DISBURSEMENTS   | 0.00              | 0.00 | 0.00 | 0.00          | 29,490,435.11 | 11,106,054.63 | 0.00  | 0.00 | 40,596,489.74    |         |
| Notice of Cash Allocation (NCA)  | 0.00              | 0.00 | 0.00 | 0.00          | 29,490,435.11 | 11,106,054.63 | 0.00  | 0.00 | 40,596,489.74    |         |
| MDS Checks Issued  | 0.00              | 0.00 | 0.00 | 0.00          | 12,439,492.77 | 4,394,112.49  | 0.00  | 0.00 | 16,833,605.26    |         |
| Advice to Debit Account  | 0.00              | 0.00 | 0.00 | 0.00          | 17,050,942.34 | 6,711,942.14  | 0.00  | 0.00 | 23,762,884.48    |         |
| Notice of Transfer Allocations (NTA)   | 0.00              | 0.00 | 0.00 | 0.00          | 0.00          | 0.00          | 0.00  | 0.00 | 0.00             |         |
| MDS Checks Issued  | 0.00              | 0.00 | 0.00 | 0.00          | 0.00          | 0.00          | 0.00  | 0.00 | 0.00             |         |
| Advice to Debit Account  | 0.00              | 0.00 | 0.00 | 0.00          | 0.00          | 0.00          | 0.00  | 0.00 | 0.00             |         |
| Working Fund for FAPs  | 0.00              | 0.00 | 0.00 | 0.00          | 0.00          | 0.00          | 0.00  | 0.00 | 0.00             |         |
| Cash Disbursement Ceiling (CDC)  | 0.00              | 0.00 | 0.00 | 0.00          | 0.00          | 0.00          | 0.00  | 0.00 | 0.00             |         |
| TOTAL CASH DISBURSEMENTS   | 0.00              | 0.00 | 0.00 | 0.00          | 29,490,435.11 | 11,106,054.63 | 0.00  | 0.00 | 40,596,489.74    |         |
| NON-CASH DISBURSEMENTS   | 0.00              | 0.00 | 0.00 | 0.00          | 3,115,749.87  | 456,509.81    | 0.00  | 0.00 | 3,572,259.68     |         |
| Tax Remittance Advices Issued (TRA)  | 0.00              | 0.00 | 0.00 | 0.00          | 3,115,749.87  | 456,509.81    | 0.00  | 0.00 | 3,572,259.68     |         |
| Non-Cash Availment Authority (NCAA)  | 0.00              | 0.00 | 0.00 | 0.00          | 0.00          | 0.00          | 0.00  | 0.00 | 0.00             |         |
| Disbursements effected through outright deductions from claims (please specify...) | 0.00              | 0.00 | 0.00 | 0.00          | 0.00          | 0.00          | 0.00  | 0.00 | 0.00             |         |
| Overpayment of expenses(e.g. personnel benefits)                                   | 0.00              | 0.00 | 0.00 | 0.00          | 0.00          | 0.00          | 0.00  | 0.00 | 0.00             |         |
| Restitution for loss of government property  | 0.00              | 0.00 | 0.00 | 0.00          | 0.00          | 0.00          | 0.00  | 0.00 | 0.00             |         |
| Liquidated damages and similar claims  | 0.00              | 0.00 | 0.00 | 0.00          | 0.00          | 0.00          | 0.00  | 0.00 | 0.00             |         |
| Others(TEF, BTr-Documentary Stamp Tax, etc.)                                       | 0.00              | 0.00 | 0.00 | 0.00          | 0.00          | 0.00          | 0.00  | 0.00 | 0.00             |         |
| TOTAL NON-CASH DISBURSEMENTS   | 0.00              | 0.00 | 0.00 | 0.00          | 3,115,749.87  | 456,509.81    | 0.00  | 0.00 | 3,572,259.68     |         |
| GRAND TOTAL  | 0.00              | 0.00 | 0.00 | 0.00          | 32,606,184.98 | 11,562,564.44 | 0.00  | 0.00 | 44,168,749.42    |         |

SUMMARY


| Particulars  | Previous Report | This Month    | As at Date     |
|--|-----------------|---------------|----------------|
| (1)  | (2)             | (3)           | (4)            |
| Total Disbursement Authorities Received                        | 0.00            | 0.00          | 0.00           |
| NCA  | 315,556,204.00  | 49,133,000.00 | 364,689,204.00 |
| NTA  | 0.00            | 0.00          | 0.00           |
| Working Fund   | 0.00            | 0.00          | 0.00           |
| TRA  | 24,090,215.74   | 3,572,259.68  | 27,662,475.42  |
| CDC  | 0.00            | 0.00          | 0.00           |
| NCAA   | 0.00            | 0.00          | 0.00           |
| Less: Notice of Transfer of Allocations (NTA)* issued          | 0.00            | 0.00          | 0.00           |
| Total Disbursement Authorities Available                       | 339,646,419.74  | 52,705,259.68 | 392,351,679.42 |
| Less:  | 0.00            | 0.00          | 0.00           |
| Lapsed NCA   | 14,934,683.02   | 0.00          | 14,934,683.02  |
| Disbursements  | 289,349,268.85  | 44,168,749.42 | 333,518,018.27 |
| Less: Other Non-Cash Disbursements                             | 0.00            | 0.00          | 0.00           |
| Disbursements effected through outright deductions from claims | 0.00            | 0.00          | 0.00           |
| Overpayment of expenses(e.g. personnel benefits)               | 0.00            | 0.00          | 0.00           |
| Restitution for loss of government property                    | 0.00            | 0.00          | 0.00           |
| Liquidated damages and similar claims                          | 0.00            | 0.00          | 0.00           |
| Others (e.g. TEF, BTr, Docs Stamp, etc.)                       | 0.00            | 0.00          | 0.00           |
| Add/Less: Adjustments (e.g. cancelled/staled checks)           | 0.00            | 0.00          | 0.00           |
| Balance of Disbursement Authorities as at date                 | 35,362,467.87   | 8,536,510.26  | 43,898,978.13  |
| Total Disbursements Program                                    | 339,646,419.74  | 52,705,259.68 | 392,351,679.42 |
| Less: *Actual Disbursements                                    | 289,349,268.85  | 44,168,749.42 | 333,518,018.27 |
| (Over)/Under spending  | 50,297,150.89   | 8,536,510.26  | 58,833,661.15  |

Notes: \* The use of NTA is discouraged  
Notes: \*\* Amounts should tally with the grand total disbursemnt (column 27).


Certified Correct:

Recommending Approval:

Approved by:

  
RONNIE B. PAGAL  
Accountant IV  
Date: 20-Jul-2019

  
HARRY B. PULIGANGA, CPA  
Director, Financial Management Services  
Date: 20-Jul-2019

  
MA. ANTOINETTE C. MONTEALEGRE, D.A.  
Officer-in-Charge, Office of the President  
Date: 20-Jul-2019

**MONTHLY REPORT OF DISBURSEMENTS**  
For the month of August 2019

Department: State Universities and Colleges (SUCs)  
Agency: Philippine Normal University  
Operating Unit: < not applicable >  
Organization Code: 08 003 0000000  
Fund Cluster: 01 Regular Agency Fund

|   |                             |
|---|-----------------------------|
| x | Current Year Appropriations |
|   | Supplemental Appropriations |
|   | Continuing appropriations   |

| Particulars  | Current Year Budget |              |       |      |               | Prior Year's Budget         |      |       |      |               |                                 |      |       |      |                  |            |               | SUB-TOTAL |
|--|---------------------|--------------|-------|------|---------------|-----------------------------|------|-------|------|---------------|---------------------------------|------|-------|------|------------------|------------|---------------|-----------|
|  | PS                  | MOOE         | FinEx | CO   | TOTAL         | Prior Year Accounts Payable |      |       |      |               | Current Year's Accounts Payable |      |       |      |                  | TOTAL      |               |           |
|  |                     |              |       |      |               | PS                          | MOOE | FinEx | CO   | Sub-total     | PS                              | MOOE | FinEx | CO   | Sub-total        |            |               |           |
| 1  | 2                   | 3            | 4     | 5    | 6=(2+3+4+5)   | 7                           | 8    | 9     | 10   | 11=(7+8+9+10) | 12                              | 13   | 14    | 15   | 16=(12+13+14+15) | 17=(11+16) | 18=(6+17)     |           |
| CASH DISBURSEMENTS   | 28,314,097.38       | 8,385,698.33 | 0.00  | 0.00 | 36,699,795.71 | 0.00                        | 0.00 | 0.00  | 0.00 | 0.00          | 126,965.96                      | 0.00 | 0.00  | 0.00 | 126,965.96       | 126,965.96 | 36,826,761.67 |           |
| Notice of Cash Allocation (NCA)  | 28,314,097.38       | 8,385,698.33 | 0.00  | 0.00 | 36,699,795.71 | 0.00                        | 0.00 | 0.00  | 0.00 | 0.00          | 126,965.96                      | 0.00 | 0.00  | 0.00 | 126,965.96       | 126,965.96 | 36,826,761.67 |           |
| MDS Checks Issued  | 6,965,189.35        | 3,622,198.16 | 0.00  | 0.00 | 10,587,387.51 | 0.00                        | 0.00 | 0.00  | 0.00 | 0.00          | 126,087.96                      | 0.00 | 0.00  | 0.00 | 126,087.96       | 126,087.96 | 10,713,475.47 |           |
| Advice to Debit Account  | 21,348,908.03       | 4,763,500.17 | 0.00  | 0.00 | 26,112,408.20 | 0.00                        | 0.00 | 0.00  | 0.00 | 0.00          | 878.00                          | 0.00 | 0.00  | 0.00 | 878.00           | 878.00     | 26,113,286.20 |           |
| Notice of Transfer Allocations (NTA)   | 0.00                | 0.00         | 0.00  | 0.00 | 0.00          | 0.00                        | 0.00 | 0.00  | 0.00 | 0.00          | 0.00                            | 0.00 | 0.00  | 0.00 | 0.00             | 0.00       | 0.00          |           |
| MDS Checks Issued  | 0.00                | 0.00         | 0.00  | 0.00 | 0.00          | 0.00                        | 0.00 | 0.00  | 0.00 | 0.00          | 0.00                            | 0.00 | 0.00  | 0.00 | 0.00             | 0.00       | 0.00          |           |
| Advice to Debit Account  | 0.00                | 0.00         | 0.00  | 0.00 | 0.00          | 0.00                        | 0.00 | 0.00  | 0.00 | 0.00          | 0.00                            | 0.00 | 0.00  | 0.00 | 0.00             | 0.00       | 0.00          |           |
| Working Fund for FAPs  | 0.00                | 0.00         | 0.00  | 0.00 | 0.00          | 0.00                        | 0.00 | 0.00  | 0.00 | 0.00          | 0.00                            | 0.00 | 0.00  | 0.00 | 0.00             | 0.00       | 0.00          |           |
| Cash Disbursement Ceiling (CDC)  | 0.00                | 0.00         | 0.00  | 0.00 | 0.00          | 0.00                        | 0.00 | 0.00  | 0.00 | 0.00          | 0.00                            | 0.00 | 0.00  | 0.00 | 0.00             | 0.00       | 0.00          |           |
| TOTAL CASH DISBURSEMENTS   | 28,314,097.38       | 8,385,698.33 | 0.00  | 0.00 | 36,699,795.71 | 0.00                        | 0.00 | 0.00  | 0.00 | 0.00          | 126,965.96                      | 0.00 | 0.00  | 0.00 | 126,965.96       | 126,965.96 | 36,826,761.67 |           |
| NON-CASH DISBURSEMENTS   | 4,671,252.80        | 379,798.95   | 0.00  | 0.00 | 5,051,051.75  | 0.00                        | 0.00 | 0.00  | 0.00 | 0.00          | 6,636.20                        | 0.00 | 0.00  | 0.00 | 6,636.20         | 6,636.20   | 5,057,687.95  |           |
| Tax Remittance Advices Issued (TRA)  | 4,671,252.80        | 379,798.95   | 0.00  | 0.00 | 5,051,051.75  | 0.00                        | 0.00 | 0.00  | 0.00 | 0.00          | 6,636.20                        | 0.00 | 0.00  | 0.00 | 6,636.20         | 6,636.20   | 5,057,687.95  |           |
| Non-Cash Availment Authority (NCAA)  | 0.00                | 0.00         | 0.00  | 0.00 | 0.00          | 0.00                        | 0.00 | 0.00  | 0.00 | 0.00          | 0.00                            | 0.00 | 0.00  | 0.00 | 0.00             | 0.00       | 0.00          |           |
| Disbursements effected through outright deductions from claims (please specify...) | 0.00                | 0.00         | 0.00  | 0.00 | 0.00          | 0.00                        | 0.00 | 0.00  | 0.00 | 0.00          | 0.00                            | 0.00 | 0.00  | 0.00 | 0.00             | 0.00       | 0.00          |           |
| Overpayment of expenses(e.g. personnel benefits)                                   | 0.00                | 0.00         | 0.00  | 0.00 | 0.00          | 0.00                        | 0.00 | 0.00  | 0.00 | 0.00          | 0.00                            | 0.00 | 0.00  | 0.00 | 0.00             | 0.00       | 0.00          |           |
| Restitution for loss of government property  | 0.00                | 0.00         | 0.00  | 0.00 | 0.00          | 0.00                        | 0.00 | 0.00  | 0.00 | 0.00          | 0.00                            | 0.00 | 0.00  | 0.00 | 0.00             | 0.00       | 0.00          |           |
| Liquidated damages and similar claims  | 0.00                | 0.00         | 0.00  | 0.00 | 0.00          | 0.00                        | 0.00 | 0.00  | 0.00 | 0.00          | 0.00                            | 0.00 | 0.00  | 0.00 | 0.00             | 0.00       | 0.00          |           |
| Others(TEF, BTr-Documentary Stamp Tax, etc.)                                       | 0.00                | 0.00         | 0.00  | 0.00 | 0.00          | 0.00                        | 0.00 | 0.00  | 0.00 | 0.00          | 0.00                            | 0.00 | 0.00  | 0.00 | 0.00             | 0.00       | 0.00          |           |
| TOTAL NON-CASH DISBURSEMENTS   | 4,671,252.80        | 379,798.95   | 0.00  | 0.00 | 5,051,051.75  | 0.00                        | 0.00 | 0.00  | 0.00 | 0.00          | 6,636.20                        | 0.00 | 0.00  | 0.00 | 6,636.20         | 6,636.20   | 5,057,687.95  |           |
| GRAND TOTAL  | 32,985,350.18       | 8,765,497.28 | 0.00  | 0.00 | 41,750,847.46 | 0.00                        | 0.00 | 0.00  | 0.00 | 0.00          | 133,602.16                      | 0.00 | 0.00  | 0.00 | 133,602.16       | 133,602.16 | 41,884,449.62 |           |



Department: State Un  
Agency: Philippir  
Operating Unit: < not ap  
Organization Code: 08 003 0  
Fund Cluster: 01 Regu

| Particulars  | Trust Liabilities |      |      |               | Grand Total   |              |       |      |                  | Remarks |
|--|-------------------|------|------|---------------|---------------|--------------|-------|------|------------------|---------|
|  | PS                | MOOE | CO   | TOTAL         | PS            | MOOE         | FinEX | CO   | TOTAL            |         |
| 1  | 19                | 20   | 21   | 22=(19+20+21) | 23            | 24           | 25    | 26   | 27=(23+24+25+26) | 28      |
| CASH DISBURSEMENTS   | 0.00              | 0.00 | 0.00 | 0.00          | 28,441,063.34 | 8,385,698.33 | 0.00  | 0.00 | 36,826,761.67    |         |
| Notice of Cash Allocation (NCA)  | 0.00              | 0.00 | 0.00 | 0.00          | 28,441,063.34 | 8,385,698.33 | 0.00  | 0.00 | 36,826,761.67    |         |
| MDS Checks Issued  | 0.00              | 0.00 | 0.00 | 0.00          | 7,091,277.31  | 3,622,198.16 | 0.00  | 0.00 | 10,713,475.47    |         |
| Advice to Debit Account  | 0.00              | 0.00 | 0.00 | 0.00          | 21,349,786.03 | 4,763,500.17 | 0.00  | 0.00 | 26,113,286.20    |         |
| Notice of Transfer Allocations (NTA)   | 0.00              | 0.00 | 0.00 | 0.00          | 0.00          | 0.00         | 0.00  | 0.00 | 0.00             |         |
| MDS Checks Issued  | 0.00              | 0.00 | 0.00 | 0.00          | 0.00          | 0.00         | 0.00  | 0.00 | 0.00             |         |
| Advice to Debit Account  | 0.00              | 0.00 | 0.00 | 0.00          | 0.00          | 0.00         | 0.00  | 0.00 | 0.00             |         |
| Working Fund for FAPs  | 0.00              | 0.00 | 0.00 | 0.00          | 0.00          | 0.00         | 0.00  | 0.00 | 0.00             |         |
| Cash Disbursement Ceiling (CDC)  | 0.00              | 0.00 | 0.00 | 0.00          | 0.00          | 0.00         | 0.00  | 0.00 | 0.00             |         |
| TOTAL CASH DISBURSEMENTS   | 0.00              | 0.00 | 0.00 | 0.00          | 28,441,063.34 | 8,385,698.33 | 0.00  | 0.00 | 36,826,761.67    |         |
| NON-CASH DISBURSEMENTS   | 0.00              | 0.00 | 0.00 | 0.00          | 4,677,889.00  | 379,798.95   | 0.00  | 0.00 | 5,057,687.95     |         |
| Tax Remittance Advices Issued (TRA)  | 0.00              | 0.00 | 0.00 | 0.00          | 4,677,889.00  | 379,798.95   | 0.00  | 0.00 | 5,057,687.95     |         |
| Non-Cash Availment Authority (NCAA)  | 0.00              | 0.00 | 0.00 | 0.00          | 0.00          | 0.00         | 0.00  | 0.00 | 0.00             |         |
| Disbursements effected through outright deductions from claims (please specify...) | 0.00              | 0.00 | 0.00 | 0.00          | 0.00          | 0.00         | 0.00  | 0.00 | 0.00             |         |
| Overpayment of expenses(e.g. personnel benefits)                                   | 0.00              | 0.00 | 0.00 | 0.00          | 0.00          | 0.00         | 0.00  | 0.00 | 0.00             |         |
| Restitution for loss of government property  | 0.00              | 0.00 | 0.00 | 0.00          | 0.00          | 0.00         | 0.00  | 0.00 | 0.00             |         |
| Liquidated damages and similar claims  | 0.00              | 0.00 | 0.00 | 0.00          | 0.00          | 0.00         | 0.00  | 0.00 | 0.00             |         |
| Others(TEF, BTr-Documentary Stamp Tax, etc.)                                       | 0.00              | 0.00 | 0.00 | 0.00          | 0.00          | 0.00         | 0.00  | 0.00 | 0.00             |         |
| TOTAL NON-CASH DISBURSEMENTS   | 0.00              | 0.00 | 0.00 | 0.00          | 4,677,889.00  | 379,798.95   | 0.00  | 0.00 | 5,057,687.95     |         |
| GRAND TOTAL  | 0.00              | 0.00 | 0.00 | 0.00          | 33,118,952.34 | 8,765,497.28 | 0.00  | 0.00 | 41,884,449.62    |         |


# SUMMARY

| Particulars<br>(1)   | Previous Report<br>(2) | This Month<br>(3) | As at Date<br>(4) |
|--|------------------------|-------------------|-------------------|
| Total Disbursement Authorities Received                        | 0.00                   | 0.00              | 0.00              |
| NCA  | 364,689,204.00         | 49,133,000.00     | 413,822,204.00    |
| NTA  | 0.00                   | 0.00              | 0.00              |
| Working Fund   | 0.00                   | 0.00              | 0.00              |
| TRA  | 27,662,475.42          | 5,057,687.95      | 32,720,163.37     |
| CDC  | 0.00                   | 0.00              | 0.00              |
| NCAA   | 0.00                   | 0.00              | 0.00              |
| Less: Notice of Transfer of Allocations (NTA)* issued          | 0.00                   | 0.00              | 0.00              |
| Total Disbursement Authorities Available                       | 392,351,679.42         | 54,190,687.95     | 446,542,367.37    |
| Less:  | 0.00                   | 0.00              | 0.00              |
| Lapsed NCA   | 14,934,683.02          | 0.00              | 14,934,683.02     |
| Disbursements  | 333,518,018.27         | 41,884,449.62     | 375,402,467.89    |
| Less: Other Non-Cash Disbursements                             | 0.00                   | 0.00              | 0.00              |
| Disbursements effected through outright deductions from claims | 0.00                   | 0.00              | 0.00              |
| Overpayment of expenses(e.g. personnel benefits)               | 0.00                   | 0.00              | 0.00              |
| Restitution for loss of government property                    | 0.00                   | 0.00              | 0.00              |
| Liquidated damages and similar claims                          | 0.00                   | 0.00              | 0.00              |
| Others (e.g. TEF, BTr, Docs Stamp, etc.)                       | 0.00                   | 0.00              | 0.00              |
| Add/Less: Adjustments (e.g. cancelled/staled checks)           | 0.00                   | 0.00              | 0.00              |
| Balance of Disbursement Authorities as at date                 | 43,898,978.13          | 12,306,238.33     | 56,205,216.46     |
| Total Disbursements Program                                    | 392,351,679.42         | 54,190,687.95     | 446,542,367.37    |
| Less: *Actual Disbursements                                    | 333,518,018.27         | 41,884,449.62     | 375,402,467.89    |
| (Over)/Under spending  | 58,833,661.15          | 12,306,238.33     | 71,139,899.48     |


Notes: \* The use of NTA is discouraged

Notes: \*\* Amounts should tally with the grand total disbursement (column 27).

Certified Correct:

  
**RONNIE B. PAGAL**  
 Accountant IV  
 Date: 20-Jul-2019

Recommending Approval:

  
**HARRY B. HULTSANGA, CPA**  
 Director, Financial Management Services  
 Date: 20-Jul-2019

Approved by:

  
**MA. ANTOINETTE C. MONTEALEGRE, D.A.**  
 Officer-in-Charge, Office of the President  
 Date: 20-Jul-2019

MONTHLY REPORT OF DISBURSEMENTS  
For the month of September 2019

Department: State Universities and Colleges (SUCs)  
Agency: Philippine Normal University  
Operating Unit: < not applicable >  
Organization Code: 08 003 0000000  
Fund Cluster: 01 Regular Agency Fund

|   |                             |
|---|-----------------------------|
| x | Current Year Appropriations |
|   | Supplemental Appropriations |
|   | Continuing appropriations   |

| Particulars  | Current Year Budget |               |       |      |               | Prior Year's Budget         |      |       |      |               |                                 |      |       |      |                  |            | SUB-TOTAL     |
|--|---------------------|---------------|-------|------|---------------|-----------------------------|------|-------|------|---------------|---------------------------------|------|-------|------|------------------|------------|---------------|
|  | PS                  | MOOE          | FinEx | CO   | TOTAL         | Prior Year Accounts Payable |      |       |      |               | Current Year's Accounts Payable |      |       |      |                  | TOTAL      |               |
|  |                     |               |       |      |               | PS                          | MOOE | FinEx | CO   | Sub-total     | PS                              | MOOE | FinEx | CO   | Sub-total        |            |               |
| 1  | 2                   | 3             | 4     | 5    | 6=(2+3+4+5)   | 7                           | 8    | 9     | 10   | 11=(7+8+9+10) | 12                              | 13   | 14    | 15   | 16=(12+13+14+15) | 17=(11+16) | 18=(6+17)     |
| CASH DISBURSEMENTS   | 35,241,614.75       | 12,695,747.69 | 0.00  | 0.00 | 47,937,362.44 | 16,289.40                   | 0.00 | 0.00  | 0.00 | 16,289.40     | 0.00                            | 0.00 | 0.00  | 0.00 | 0.00             | 16,289.40  | 47,953,651.84 |
| Notice of Cash Allocation (NCA)  | 35,241,614.75       | 12,695,747.69 | 0.00  | 0.00 | 47,937,362.44 | 16,289.40                   | 0.00 | 0.00  | 0.00 | 16,289.40     | 0.00                            | 0.00 | 0.00  | 0.00 | 0.00             | 16,289.40  | 47,953,651.84 |
| MDS Checks Issued  | 15,243,535.18       | 5,577,147.96  | 0.00  | 0.00 | 20,820,683.14 | 16,289.40                   | 0.00 | 0.00  | 0.00 | 16,289.40     | 0.00                            | 0.00 | 0.00  | 0.00 | 0.00             | 16,289.40  | 20,836,972.54 |
| Advice to Debit Account  | 19,998,079.57       | 7,118,599.73  | 0.00  | 0.00 | 27,116,679.30 | 0.00                        | 0.00 | 0.00  | 0.00 | 0.00          | 0.00                            | 0.00 | 0.00  | 0.00 | 0.00             | 0.00       | 27,116,679.30 |
| Notice of Transfer Allocations (NTA)   | 0.00                | 0.00          | 0.00  | 0.00 | 0.00          | 0.00                        | 0.00 | 0.00  | 0.00 | 0.00          | 0.00                            | 0.00 | 0.00  | 0.00 | 0.00             | 0.00       | 0.00          |
| MDS Checks Issued  | 0.00                | 0.00          | 0.00  | 0.00 | 0.00          | 0.00                        | 0.00 | 0.00  | 0.00 | 0.00          | 0.00                            | 0.00 | 0.00  | 0.00 | 0.00             | 0.00       | 0.00          |
| Advice to Debit Account  | 0.00                | 0.00          | 0.00  | 0.00 | 0.00          | 0.00                        | 0.00 | 0.00  | 0.00 | 0.00          | 0.00                            | 0.00 | 0.00  | 0.00 | 0.00             | 0.00       | 0.00          |
| Working Fund for FAPs  | 0.00                | 0.00          | 0.00  | 0.00 | 0.00          | 0.00                        | 0.00 | 0.00  | 0.00 | 0.00          | 0.00                            | 0.00 | 0.00  | 0.00 | 0.00             | 0.00       | 0.00          |
| Cash Disbursement Ceiling (CDC)  | 0.00                | 0.00          | 0.00  | 0.00 | 0.00          | 0.00                        | 0.00 | 0.00  | 0.00 | 0.00          | 0.00                            | 0.00 | 0.00  | 0.00 | 0.00             | 0.00       | 0.00          |
| TOTAL CASH DISBURSEMENTS   | 35,241,614.75       | 12,695,747.69 | 0.00  | 0.00 | 47,937,362.44 | 16,289.40                   | 0.00 | 0.00  | 0.00 | 16,289.40     | 0.00                            | 0.00 | 0.00  | 0.00 | 0.00             | 16,289.40  | 47,953,651.84 |
| NON-CASH DISBURSEMENTS   | 4,455,131.41        | 567,933.88    | 0.00  | 0.00 | 5,023,065.29  | 0.00                        | 0.00 | 0.00  | 0.00 | 0.00          | 0.00                            | 0.00 | 0.00  | 0.00 | 0.00             | 0.00       | 5,023,065.29  |
| Tax Remittance Advices Issued (TRA)  | 4,455,131.41        | 567,933.88    | 0.00  | 0.00 | 5,023,065.29  | 0.00                        | 0.00 | 0.00  | 0.00 | 0.00          | 0.00                            | 0.00 | 0.00  | 0.00 | 0.00             | 0.00       | 5,023,065.29  |
| Non-Cash Availment Authority (NCAA)  | 0.00                | 0.00          | 0.00  | 0.00 | 0.00          | 0.00                        | 0.00 | 0.00  | 0.00 | 0.00          | 0.00                            | 0.00 | 0.00  | 0.00 | 0.00             | 0.00       | 0.00          |
| Disbursements effected through outright deductions from claims (please specify...) | 0.00                | 0.00          | 0.00  | 0.00 | 0.00          | 0.00                        | 0.00 | 0.00  | 0.00 | 0.00          | 0.00                            | 0.00 | 0.00  | 0.00 | 0.00             | 0.00       | 0.00          |
| Overpayment of expenses(e.g. personnel benefits)                                   | 0.00                | 0.00          | 0.00  | 0.00 | 0.00          | 0.00                        | 0.00 | 0.00  | 0.00 | 0.00          | 0.00                            | 0.00 | 0.00  | 0.00 | 0.00             | 0.00       | 0.00          |
| Restitution for loss of government property  | 0.00                | 0.00          | 0.00  | 0.00 | 0.00          | 0.00                        | 0.00 | 0.00  | 0.00 | 0.00          | 0.00                            | 0.00 | 0.00  | 0.00 | 0.00             | 0.00       | 0.00          |
| Liquidated damages and similar claims  | 0.00                | 0.00          | 0.00  | 0.00 | 0.00          | 0.00                        | 0.00 | 0.00  | 0.00 | 0.00          | 0.00                            | 0.00 | 0.00  | 0.00 | 0.00             | 0.00       | 0.00          |
| Others(TEF, BTr-Documentary Stamp Tax, etc.)                                       | 0.00                | 0.00          | 0.00  | 0.00 | 0.00          | 0.00                        | 0.00 | 0.00  | 0.00 | 0.00          | 0.00                            | 0.00 | 0.00  | 0.00 | 0.00             | 0.00       | 0.00          |
| TOTAL NON-CASH DISBURSEMENTS   | 4,455,131.41        | 567,933.88    | 0.00  | 0.00 | 5,023,065.29  | 0.00                        | 0.00 | 0.00  | 0.00 | 0.00          | 0.00                            | 0.00 | 0.00  | 0.00 | 0.00             | 0.00       | 5,023,065.29  |
| GRAND TOTAL  | 39,696,746.16       | 13,263,681.57 | 0.00  | 0.00 | 52,960,427.73 | 16,289.40                   | 0.00 | 0.00  | 0.00 | 16,289.40     | 0.00                            | 0.00 | 0.00  | 0.00 | 0.00             | 16,289.40  | 52,976,717.13 |



Department: State Universi  
 Agency: Philippine No  
 Operating Unit: < not applicat  
 Organization Code 08 003 000000  
 Fund Cluster: 01 Regular Ac


| Particulars  | Trust Liabilities |      |      |      |               | Grand Total   |               |       |      |                  | Remarks |
|--|-------------------|------|------|------|---------------|---------------|---------------|-------|------|------------------|---------|
|  | PS                | MOOE | —    | CO   | TOTAL         | PS            | MOOE          | FinEX | CO   | TOTAL            |         |
| 1  | 19                | 20   | #    | 21   | 22=(19+20+21) | 23            | 24            | 25    | 26   | 27=(23+24+25+26) | 28      |
| CASH DISBURSEMENTS   | 0.00              | 0.00 |      | 0.00 | 0.00          | 35,257,904.15 | 12,695,747.69 | 0.00  | 0.00 | 47,953,651.84    |         |
| Notice of Cash Allocation (NCA)  | 0.00              |      | 0.00 | 0.00 | 0.00          | 35,257,904.15 | 12,695,747.69 | 0.00  | 0.00 | 47,953,651.84    |         |
| MDS Checks Issued  | 0.00              |      | 0.00 | 0.00 | 0.00          | 15,259,824.58 | 5,577,147.96  | 0.00  | 0.00 | 20,836,972.54    |         |
| Advice to Debit Account  | 0.00              |      | 0.00 | 0.00 | 0.00          | 19,998,079.57 | 7,118,599.73  | 0.00  | 0.00 | 27,116,679.30    |         |
| Notice of Transfer Allocations (NTA)   | 0.00              |      | 0.00 | 0.00 | 0.00          | 0.00          | 0.00          | 0.00  | 0.00 | 0.00             |         |
| MDS Checks Issued  | 0.00              |      | 0.00 | 0.00 | 0.00          | 0.00          | 0.00          | 0.00  | 0.00 | 0.00             |         |
| Advice to Debit Account  | 0.00              |      | 0.00 | 0.00 | 0.00          | 0.00          | 0.00          | 0.00  | 0.00 | 0.00             |         |
| Working Fund for FAPs  | 0.00              |      | 0.00 | 0.00 | 0.00          | 0.00          | 0.00          | 0.00  | 0.00 | 0.00             |         |
| Cash Disbursement Ceiling (CDC)  | 0.00              |      | 0.00 | 0.00 | 0.00          | 0.00          | 0.00          | 0.00  | 0.00 | 0.00             |         |
| TOTAL CASH DISBURSEMENTS   | 0.00              |      | 0.00 | 0.00 | 0.00          | 35,257,904.15 | 12,695,747.69 | 0.00  | 0.00 | 47,953,651.84    |         |
| NON-CASH DISBURSEMENTS   | 0.00              |      | 0.00 | 0.00 | 0.00          | 4,455,131.41  | 567,933.88    | 0.00  | 0.00 | 5,023,065.29     |         |
| Tax Remittance Advices Issued (TRA)  | 0.00              |      | 0.00 | 0.00 | 0.00          | 4,455,131.41  | 567,933.88    | 0.00  | 0.00 | 5,023,065.29     |         |
| Non-Cash Availment Authority (NCAA)  | 0.00              |      | 0.00 | 0.00 | 0.00          | 0.00          | 0.00          | 0.00  | 0.00 | 0.00             |         |
| Disbursements effected through outright deductions from claims (please specify...) | 0.00              |      | 0.00 | 0.00 | 0.00          | 0.00          | 0.00          | 0.00  | 0.00 | 0.00             |         |
| Overpayment of expenses(e.g. personnel benefits)                                   | 0.00              |      | 0.00 | 0.00 | 0.00          | 0.00          | 0.00          | 0.00  | 0.00 | 0.00             |         |
| Restitution for loss of government property  | 0.00              |      | 0.00 | 0.00 | 0.00          | 0.00          | 0.00          | 0.00  | 0.00 | 0.00             |         |
| Liquidated damages and similar claims  | 0.00              |      | 0.00 | 0.00 | 0.00          | 0.00          | 0.00          | 0.00  | 0.00 | 0.00             |         |
| Others(TEF, BTr-Documentary Stamp Tax, etc.)                                       | 0.00              |      | 0.00 | 0.00 | 0.00          | 0.00          | 0.00          | 0.00  | 0.00 | 0.00             |         |
| TOTAL NON-CASH DISBURSEMENTS   | 0.00              |      | 0.00 | 0.00 | 0.00          | 4,455,131.41  | 567,933.88    | 0.00  | 0.00 | 5,023,065.29     |         |
| GRAND TOTAL  | 0.00              |      | 0.00 | 0.00 | 0.00          | 39,713,035.56 | 13,263,681.57 | 0.00  | 0.00 | 52,976,717.13    |         |

SUMMARY

| Particulars  | Previous Report | This Month      | As at Date     |
|--|-----------------|-----------------|----------------|
| (1)  | (2)             | (3)             | (4)            |
| Total Disbursement Authorities Received                        | 0.00            | 0.00            | 0.00           |
| NCA  | 413,822,204.00  | 58,633,000.00   | 472,455,204.00 |
| NTA  | 0.00            | 0.00            | 0.00           |
| Working Fund   | 0.00            | 0.00            | 0.00           |
| TRA  | 32,720,163.37   | 5,023,065.29    | 37,743,228.66  |
| CDC  | 0.00            | 0.00            | 0.00           |
| NCAA   | 0.00            | 0.00            | 0.00           |
| Less: Notice of Transfer of Allocations (NTA)* issued          | 0.00            | 0.00            | 0.00           |
| Total Disbursement Authorities Available                       | 446,542,367.37  | 63,656,065.29   | 510,198,432.66 |
| Less:  | 0.00            | 0.00            | 0.00           |
| Lapsed NCA   | 14,934,683.02   | 17,996,966.06   | 32,931,649.08  |
| Disbursements  | 375,402,467.89  | 52,976,717.13   | 428,379,185.02 |
| Less: Other Non-Cash Disbursements                             | 0.00            | 0.00            | 0.00           |
| Disbursements effected through outright deductions from claims | 0.00            | 0.00            | 0.00           |
| Overpayment of expenses(e.g. personnel benefits)               | 0.00            | 0.00            | 0.00           |
| Restitution for loss of government property                    | 0.00            | 0.00            | 0.00           |
| Liquidated damages and similar claims                          | 0.00            | 0.00            | 0.00           |
| Others (e.g. TEF, BTr, Docs Stamp, etc.)                       | 0.00            | 0.00            | 0.00           |
| Add/Less: Adjustments (e.g. cancelled/staled checks)           | 0.00            | 0.00            | 0.00           |
| Balance of Disbursement Authorities as at date                 | 56,205,216.46   | (-7,317,617.90) | 48,887,598.56  |
| Total Disbursements Program                                    | 446,542,367.37  | 63,656,065.29   | 510,198,432.66 |
| Less: *Actual Disbursements                                    | 375,402,467.89  | 52,976,717.13   | 428,379,185.02 |
| (Over)/Under spending  | 71,139,899.48   | 10,679,348.16   | 81,819,247.64  |

Notes: \* The use of NTA is discouraged  
Notes: \*\* Amounts should tally with the grand total disbursemnt (column 27).


Certified Correct:

  
RONNIE B. PAGAL  
Accountant IV  
Date: 20-Jul-2019

Recommending Approval:

  
HARRY B. MULIBANGA, CPA  
Director, Financial Management Services  
Date: 20-Jul-2019

Approved by:

  
MA. ANTOINETTE C. MONTEALEGRE, D.A.  
Officer-in-Charge, Office of the President

## MONTHLY REPORT OF DISBURSEMENTS

For the month of October 2019

Department : State Universities and Colleges (SUCs)  
 Agency/Entity : Philippine Normal University  
 Operating Unit : < not applicable >  
 Organization Code : 08 003 0000000  
 Fund Cluster : 01 Regular Agency Fund

| Particulars   | Current Year Budget |               |       |      |               | Prior Year's Budget           |            |       |      |               |                                 |      |       |      |                  |
|---|---------------------|---------------|-------|------|---------------|-------------------------------|------------|-------|------|---------------|---------------------------------|------|-------|------|------------------|
|   | PS                  | MOOE          | FinEx | CO   | TOTAL         | Prior Year's Accounts Payable |            |       |      |               | Current Year's Accounts Payable |      |       |      |                  |
|   |                     |               |       |      |               | PS                            | MOOE       | FinEx | CO   | Sub-Total     | PS                              | MOOE | FinEx | CO   | Sub-Total        |
| 1   | 2                   | 3             | 4     | 5    | 6=(2+3+4+5)   | 7                             | 8          | 9     | 10   | 11=(7+8+9+10) | 12                              | 13   | 14    | 15   | 16=(12+13+14+15) |
| CASH DISBURSEMENTS  | 27,927,815.95       | 17,197,936.41 | 0.00  | 0.00 | 45,125,752.36 | 0.00                          | 138,868.80 | 0.00  | 0.00 | 138,868.80    | 0.00                            | 0.00 | 0.00  | 0.00 | 0.00             |
| Notice of Cash Allocation (NCA)   | 27,927,815.95       | 17,197,936.41 | 0.00  | 0.00 | 45,125,752.36 | 0.00                          | 138,868.80 | 0.00  | 0.00 | 138,868.80    | 0.00                            | 0.00 | 0.00  | 0.00 | 0.00             |
| MDS Checks Issued   | 10,404,752.43       | 4,694,230.90  | 0.00  | 0.00 | 15,098,983.33 | 0.00                          | 138,868.80 | 0.00  | 0.00 | 138,868.80    | 0.00                            | 0.00 | 0.00  | 0.00 | 0.00             |
| Advice to Debit Account   | 17,523,063.52       | 12,503,705.51 | 0.00  | 0.00 | 30,026,769.03 | 0.00                          | 0.00       | 0.00  | 0.00 | 0.00          | 0.00                            | 0.00 | 0.00  | 0.00 | 0.00             |
| Notice of Transfer Allocations (NTA)  | 0.00                | 0.00          | 0.00  | 0.00 | 0.00          | 0.00                          | 0.00       | 0.00  | 0.00 | 0.00          | 0.00                            | 0.00 | 0.00  | 0.00 | 0.00             |
| MDS Checks Issued   | 0.00                | 0.00          | 0.00  | 0.00 | 0.00          | 0.00                          | 0.00       | 0.00  | 0.00 | 0.00          | 0.00                            | 0.00 | 0.00  | 0.00 | 0.00             |
| Advice to Debit Account   | 0.00                | 0.00          | 0.00  | 0.00 | 0.00          | 0.00                          | 0.00       | 0.00  | 0.00 | 0.00          | 0.00                            | 0.00 | 0.00  | 0.00 | 0.00             |
| Working Fund for FAPs   | 0.00                | 0.00          | 0.00  | 0.00 | 0.00          | 0.00                          | 0.00       | 0.00  | 0.00 | 0.00          | 0.00                            | 0.00 | 0.00  | 0.00 | 0.00             |
| Cash Disbursement Ceiling (CDC)   | 0.00                | 0.00          | 0.00  | 0.00 | 0.00          | 0.00                          | 0.00       | 0.00  | 0.00 | 0.00          | 0.00                            | 0.00 | 0.00  | 0.00 | 0.00             |
| <b>TOTAL CASH DISBURSEMENTS</b>   | 27,927,815.95       | 17,197,936.41 | 0.00  | 0.00 | 45,125,752.36 | 0.00                          | 138,868.80 | 0.00  | 0.00 | 138,868.80    | 0.00                            | 0.00 | 0.00  | 0.00 | 0.00             |
| NON-CASH DISBURSEMENTS  | 3,371,525.09        | 988,736.50    | 0.00  | 0.00 | 4,360,261.59  | 0.00                          | 314,460.17 | 0.00  | 0.00 | 314,460.17    | 0.00                            | 0.00 | 0.00  | 0.00 | 0.00             |
| Tax Remittance Advices Issued (TRA)   | 3,371,525.09        | 988,736.50    | 0.00  | 0.00 | 4,360,261.59  | 0.00                          | 314,460.17 | 0.00  | 0.00 | 314,460.17    | 0.00                            | 0.00 | 0.00  | 0.00 | 0.00             |
| Non-Cash Availment Authority (NCAA)   | 0.00                | 0.00          | 0.00  | 0.00 | 0.00          | 0.00                          | 0.00       | 0.00  | 0.00 | 0.00          | 0.00                            | 0.00 | 0.00  | 0.00 | 0.00             |
| Disbursements effected through outright deductions from claims (please specify) | 0.00                | 0.00          | 0.00  | 0.00 | 0.00          | 0.00                          | 0.00       | 0.00  | 0.00 | 0.00          | 0.00                            | 0.00 | 0.00  | 0.00 | 0.00             |
| Overpayment of expenses(e.g. personnel benefits)                                | 0.00                | 0.00          | 0.00  | 0.00 | 0.00          | 0.00                          | 0.00       | 0.00  | 0.00 | 0.00          | 0.00                            | 0.00 | 0.00  | 0.00 | 0.00             |
| Restitution for loss of government property                                     | 0.00                | 0.00          | 0.00  | 0.00 | 0.00          | 0.00                          | 0.00       | 0.00  | 0.00 | 0.00          | 0.00                            | 0.00 | 0.00  | 0.00 | 0.00             |
| Liquidated damages and similar claims   | 0.00                | 0.00          | 0.00  | 0.00 | 0.00          | 0.00                          | 0.00       | 0.00  | 0.00 | 0.00          | 0.00                            | 0.00 | 0.00  | 0.00 | 0.00             |
| Others(TEF, BTr-Documentary Stamp Tax, etc.)                                    | 0.00                | 0.00          | 0.00  | 0.00 | 0.00          | 0.00                          | 0.00       | 0.00  | 0.00 | 0.00          | 0.00                            | 0.00 | 0.00  | 0.00 | 0.00             |
| <b>TOTAL NON-CASH DISBURSEMENTS</b>   | 3,371,525.09        | 988,736.50    | 0.00  | 0.00 | 4,360,261.59  | 0.00                          | 314,460.17 | 0.00  | 0.00 | 314,460.17    | 0.00                            | 0.00 | 0.00  | 0.00 | 0.00             |
| <b>GRAND TOTAL</b>  | 31,299,341.04       | 18,186,672.91 | 0.00  | 0.00 | 49,486,013.95 | 0.00                          | 453,328.97 | 0.00  | 0.00 | 453,328.97    | 0.00                            | 0.00 | 0.00  | 0.00 | 0.00             |



Department : State  
 Agency/Entity : Philip  
 Operating Unit : < not :  
 Organization Code : 08 00:  
 Fund Cluster : 01 Re:

| Particulars   | TOTAL      | SUB-TOTAL     | Trust Liabilities |      |      |               | Grand Total   |               |       |      |                  | Remarks |
|---|------------|---------------|-------------------|------|------|---------------|---------------|---------------|-------|------|------------------|---------|
|   |            |               | PS                | MOOE | CO   | TOTAL         | PS            | MOOE          | FinEx | CO   | TOTAL            |         |
| 1   | 17=(11+16) | 18=(6+17)     | 19                | 20   | 21   | 22=(19+20+21) | 23            | 24            | 25    | 26   | 27=(23+24+25+26) | 28      |
| CASH DISBURSEMENTS  | 138,868.80 | 45,264,621.16 | 0.00              | 0.00 | 0.00 | 0.00          | 27,927,815.95 | 17,336,805.21 | 0.00  | 0.00 | 45,264,621.16    |         |
| Notice of Cash Allocation (NCA)   | 138,868.80 | 45,264,621.16 | 0.00              | 0.00 | 0.00 | 0.00          | 27,927,815.95 | 17,336,805.21 | 0.00  | 0.00 | 45,264,621.16    |         |
| MDS Checks Issued   | 138,868.80 | 15,237,852.13 | 0.00              | 0.00 | 0.00 | 0.00          | 10,404,752.43 | 4,833,099.70  | 0.00  | 0.00 | 15,237,852.13    |         |
| Advice to Debit Account   | 0.00       | 30,026,769.03 | 0.00              | 0.00 | 0.00 | 0.00          | 17,523,063.52 | 12,503,705.51 | 0.00  | 0.00 | 30,026,769.03    |         |
| Notice of Transfer Allocations (NTA)  | 0.00       | 0.00          | 0.00              | 0.00 | 0.00 | 0.00          | 0.00          | 0.00          | 0.00  | 0.00 | 0.00             |         |
| MDS Checks Issued   | 0.00       | 0.00          | 0.00              | 0.00 | 0.00 | 0.00          | 0.00          | 0.00          | 0.00  | 0.00 | 0.00             |         |
| Advice to Debit Account   | 0.00       | 0.00          | 0.00              | 0.00 | 0.00 | 0.00          | 0.00          | 0.00          | 0.00  | 0.00 | 0.00             |         |
| Working Fund for FAPs   | 0.00       | 0.00          | 0.00              | 0.00 | 0.00 | 0.00          | 0.00          | 0.00          | 0.00  | 0.00 | 0.00             |         |
| Cash Disbursement Ceiling (CDC)   | 0.00       | 0.00          | 0.00              | 0.00 | 0.00 | 0.00          | 0.00          | 0.00          | 0.00  | 0.00 | 0.00             |         |
| <b>TOTAL CASH DISBURSEMENTS</b>   | 138,868.80 | 45,264,621.16 | 0.00              | 0.00 | 0.00 | 0.00          | 27,927,815.95 | 17,336,805.21 | 0.00  | 0.00 | 45,264,621.16    |         |
| NON-CASH DISBURSEMENTS  | 314,460.17 | 4,674,721.76  | 0.00              | 0.00 | 0.00 | 0.00          | 3,371,525.09  | 1,303,196.67  | 0.00  | 0.00 | 4,674,721.76     |         |
| Tax Remittance Advices Issued (TRA)   | 314,460.17 | 4,674,721.76  | 0.00              | 0.00 | 0.00 | 0.00          | 3,371,525.09  | 1,303,196.67  | 0.00  | 0.00 | 4,674,721.76     |         |
| Non-Cash Availment Authority (NCAA)   | 0.00       | 0.00          | 0.00              | 0.00 | 0.00 | 0.00          | 0.00          | 0.00          | 0.00  | 0.00 | 0.00             |         |
| Disbursements effected through outright deductions from claims (please specify) | 0.00       | 0.00          | 0.00              | 0.00 | 0.00 | 0.00          | 0.00          | 0.00          | 0.00  | 0.00 | 0.00             |         |
| Overpayment of expenses(e.g. personnel benefits)                                | 0.00       | 0.00          | 0.00              | 0.00 | 0.00 | 0.00          | 0.00          | 0.00          | 0.00  | 0.00 | 0.00             |         |
| Restitution for loss of government property                                     | 0.00       | 0.00          | 0.00              | 0.00 | 0.00 | 0.00          | 0.00          | 0.00          | 0.00  | 0.00 | 0.00             |         |
| Liquidated damages and similar claims   | 0.00       | 0.00          | 0.00              | 0.00 | 0.00 | 0.00          | 0.00          | 0.00          | 0.00  | 0.00 | 0.00             |         |
| Others(TEF, BTr-Documentary Stamp Tax, etc.)                                    | 0.00       | 0.00          | 0.00              | 0.00 | 0.00 | 0.00          | 0.00          | 0.00          | 0.00  | 0.00 | 0.00             |         |
| <b>TOTAL NON-CASH DISBURSEMENTS</b>   | 314,460.17 | 4,674,721.76  | 0.00              | 0.00 | 0.00 | 0.00          | 3,371,525.09  | 1,303,196.67  | 0.00  | 0.00 | 4,674,721.76     |         |
| <b>GRAND TOTAL</b>  | 453,328.97 | 49,939,342.92 | 0.00              | 0.00 | 0.00 | 0.00          | 31,299,341.04 | 18,640,001.88 | 0.00  | 0.00 | 49,939,342.92    |         |


# SUMMARY

| Particulars<br>(1)   | Previous Report<br>(2) | This Month<br>(3) | As at Date<br>(4) |
|--|------------------------|-------------------|-------------------|
| Total Disbursement Authorities Received                        | 510,198,432.66         | 68,329,827.76     | 578,528,260.42    |
| NCA  | 472,455,204.00         | 63,655,106.00     | 536,110,310.00    |
| NTA  | 0.00                   | 0.00              | 0.00              |
| Working Fund   | 0.00                   | 0.00              | 0.00              |
| TRA  | 37,743,228.66          | 4,674,721.76      | 42,417,950.42     |
| CDC  | 0.00                   | 0.00              | 0.00              |
| NCAA   | 0.00                   | 0.00              | 0.00              |
| Less: Notice of Transfer of Allocations (NTA)* issued          | 0.00                   | 0.00              | 0.00              |
| Total Disbursement Authorities Available                       | 510,198,432.66         | 68,329,827.76     | 578,528,260.42    |
| Less:  | 0.00                   | 0.00              | 0.00              |
| Lapsed NCA   | 32,931,649.08          | 0.00              | 32,931,649.08     |
| Disbursements  | 428,379,185.02         | 49,939,342.92     | 478,318,527.94    |
| Less: Other Non-Cash Disbursements                             | 0.00                   | 0.00              | 0.00              |
| Disbursements effected through outright deductions from claims | 0.00                   | 0.00              | 0.00              |
| Overpayment of expenses(e.g. personnel benefits)               | 0.00                   | 0.00              | 0.00              |
| Restitution for loss of government property                    | 0.00                   | 0.00              | 0.00              |
| Liquidated damages and similar claims                          | 0.00                   | 0.00              | 0.00              |
| Others (e.g. TEF, BTr, Docs Stamp, etc.)                       | 0.00                   | 0.00              | 0.00              |
| Add/Less: Adjustments (e.g. cancelled/staled checks)           | 0.00                   | 0.00              | 0.00              |
| Balance of Disbursement Authorities as at date                 | 48,887,598.56          | 18,390,484.84     | 67,278,083.40     |
| Total Disbursements Program                                    | 510,198,432.66         | 68,329,827.76     | 578,528,260.42    |
| Less: *Actual Disbursements                                    | 428,379,185.02         | 49,939,342.92     | 478,318,527.94    |
| (Over)/Under spending  | 81,819,247.64          | 18,390,484.84     | 100,209,732.48    |

Notes: \* The use of NTA is discouraged

Notes: \*\* Amounts should tally with the grand total disbursement (column 27).

Certified Correct:

  
**RONNIE B. PAGAL**  
 Accountant IV  
 Date:29-Nov-2019

Recommending Approval:

  
**HARRY B. HULGANGA, CPA**  
 OIC, Office of the Vice President for Finance and Administration

Approved By:

  
**BERT J. TUGA, Ph.D.**  
 President

## MONTHLY REPORT OF DISBURSEMENTS

For the month of November 2019

Department : State Universities and Colleges (SUCs)  
 Agency/Entity : Philippine Normal University  
 Operating Unit : < not applicable >  
 Organization Code : 08 003 0000000  
 Fund Cluster : 01 Regular Agency Fund

| Particulars   | Current Year Budget  |                      |             |             |                      | Prior Year's Budget           |             |             |             |                  |                                 |             |             |             |                  |
|---|----------------------|----------------------|-------------|-------------|----------------------|-------------------------------|-------------|-------------|-------------|------------------|---------------------------------|-------------|-------------|-------------|------------------|
|   | PS                   | MOOE                 | FinEx       | CO          | TOTAL                | Prior Year's Accounts Payable |             |             |             |                  | Current Year's Accounts Payable |             |             |             |                  |
|   |                      |                      |             |             |                      | PS                            | MOOE        | FinEx       | CO          | Sub-Total        | PS                              | MOOE        | FinEx       | CO          | Sub-Total        |
| 1   | 2                    | 3                    | 4           | 5           | 6=(2+3+4+5)          | 7                             | 8           | 9           | 10          | 11=(7+8+9+10)    | 12                              | 13          | 14          | 15          | 16=(12+13+14+15) |
| CASH DISBURSEMENTS  | 59,014,384.82        | 13,902,626.88        | 0.00        | 0.00        | 72,917,011.70        | 40,000.00                     | 0.00        | 0.00        | 0.00        | 40,000.00        | 0.00                            | 0.00        | 0.00        | 0.00        | 0.00             |
| Notice of Cash Allocation (NCA)   | 59,014,384.82        | 13,902,626.88        | 0.00        | 0.00        | 72,917,011.70        | 40,000.00                     | 0.00        | 0.00        | 0.00        | 40,000.00        | 0.00                            | 0.00        | 0.00        | 0.00        | 0.00             |
| MDS Checks Issued   | 13,598,512.50        | 6,393,948.18         | 0.00        | 0.00        | 19,992,460.68        | 0.00                          | 0.00        | 0.00        | 0.00        | 0.00             | 0.00                            | 0.00        | 0.00        | 0.00        | 0.00             |
| Advice to Debit Account   | 45,415,872.32        | 7,508,678.70         | 0.00        | 0.00        | 52,924,551.02        | 40,000.00                     | 0.00        | 0.00        | 0.00        | 40,000.00        | 0.00                            | 0.00        | 0.00        | 0.00        | 0.00             |
| Notice of Transfer Allocations (NTA)  | 0.00                 | 0.00                 | 0.00        | 0.00        | 0.00                 | 0.00                          | 0.00        | 0.00        | 0.00        | 0.00             | 0.00                            | 0.00        | 0.00        | 0.00        | 0.00             |
| MDS Checks Issued   | 0.00                 | 0.00                 | 0.00        | 0.00        | 0.00                 | 0.00                          | 0.00        | 0.00        | 0.00        | 0.00             | 0.00                            | 0.00        | 0.00        | 0.00        | 0.00             |
| Advice to Debit Account   | 0.00                 | 0.00                 | 0.00        | 0.00        | 0.00                 | 0.00                          | 0.00        | 0.00        | 0.00        | 0.00             | 0.00                            | 0.00        | 0.00        | 0.00        | 0.00             |
| Working Fund for FAPs   | 0.00                 | 0.00                 | 0.00        | 0.00        | 0.00                 | 0.00                          | 0.00        | 0.00        | 0.00        | 0.00             | 0.00                            | 0.00        | 0.00        | 0.00        | 0.00             |
| Cash Disbursement Ceiling (CDC)   | 0.00                 | 0.00                 | 0.00        | 0.00        | 0.00                 | 0.00                          | 0.00        | 0.00        | 0.00        | 0.00             | 0.00                            | 0.00        | 0.00        | 0.00        | 0.00             |
| <b>TOTAL CASH DISBURSEMENTS</b>   | <b>59,014,384.82</b> | <b>13,902,626.88</b> | <b>0.00</b> | <b>0.00</b> | <b>72,917,011.70</b> | <b>40,000.00</b>              | <b>0.00</b> | <b>0.00</b> | <b>0.00</b> | <b>40,000.00</b> | <b>0.00</b>                     | <b>0.00</b> | <b>0.00</b> | <b>0.00</b> | <b>0.00</b>      |
| NON-CASH DISBURSEMENTS  | 7,195,641.49         | 637,293.86           | 0.00        | 0.00        | 7,832,935.35         | 0.00                          | 0.00        | 0.00        | 0.00        | 0.00             | 0.00                            | 0.00        | 0.00        | 0.00        | 0.00             |
| Tax Remittance Advices Issued (TRA)   | 7,195,641.49         | 637,293.86           | 0.00        | 0.00        | 7,832,935.35         | 0.00                          | 0.00        | 0.00        | 0.00        | 0.00             | 0.00                            | 0.00        | 0.00        | 0.00        | 0.00             |
| Non-Cash Availment Authority (NCAA)   | 0.00                 | 0.00                 | 0.00        | 0.00        | 0.00                 | 0.00                          | 0.00        | 0.00        | 0.00        | 0.00             | 0.00                            | 0.00        | 0.00        | 0.00        | 0.00             |
| Disbursements effected through outright deductions from claims (please specify) | 0.00                 | 0.00                 | 0.00        | 0.00        | 0.00                 | 0.00                          | 0.00        | 0.00        | 0.00        | 0.00             | 0.00                            | 0.00        | 0.00        | 0.00        | 0.00             |
| Overpayment of expenses(e.g. personnel benefits)                                | 0.00                 | 0.00                 | 0.00        | 0.00        | 0.00                 | 0.00                          | 0.00        | 0.00        | 0.00        | 0.00             | 0.00                            | 0.00        | 0.00        | 0.00        | 0.00             |
| Restitution for loss of government property                                     | 0.00                 | 0.00                 | 0.00        | 0.00        | 0.00                 | 0.00                          | 0.00        | 0.00        | 0.00        | 0.00             | 0.00                            | 0.00        | 0.00        | 0.00        | 0.00             |
| Liquidated damages and similar claims   | 0.00                 | 0.00                 | 0.00        | 0.00        | 0.00                 | 0.00                          | 0.00        | 0.00        | 0.00        | 0.00             | 0.00                            | 0.00        | 0.00        | 0.00        | 0.00             |
| Others(TEF, BTr-Documentary Stamp Tax, etc.)                                    | 0.00                 | 0.00                 | 0.00        | 0.00        | 0.00                 | 0.00                          | 0.00        | 0.00        | 0.00        | 0.00             | 0.00                            | 0.00        | 0.00        | 0.00        | 0.00             |
| <b>TOTAL NON-CASH DISBURSEMENTS</b>   | <b>7,195,641.49</b>  | <b>637,293.86</b>    | <b>0.00</b> | <b>0.00</b> | <b>7,832,935.35</b>  | <b>0.00</b>                   | <b>0.00</b> | <b>0.00</b> | <b>0.00</b> | <b>0.00</b>      | <b>0.00</b>                     | <b>0.00</b> | <b>0.00</b> | <b>0.00</b> | <b>0.00</b>      |
| <b>GRAND TOTAL</b>  | <b>66,210,026.31</b> | <b>14,539,920.74</b> | <b>0.00</b> | <b>0.00</b> | <b>80,749,947.05</b> | <b>40,000.00</b>              | <b>0.00</b> | <b>0.00</b> | <b>0.00</b> | <b>40,000.00</b> | <b>0.00</b>                     | <b>0.00</b> | <b>0.00</b> | <b>0.00</b> | <b>0.00</b>      |



Department : State  
 Agency/Entity : Philip  
 Operating Unit : < not :  
 Organization Code : 08 00:  
 Fund Cluster : 01 Re:


| Particulars   |            |               | Trust Liabilities |      |      |               | Grand Total   |               |       |      |                  | Remarks |
|---|------------|---------------|-------------------|------|------|---------------|---------------|---------------|-------|------|------------------|---------|
|   | TOTAL      | SUB-TOTAL     | PS                | MOOE | CO   | TOTAL         | PS            | MOOE          | FinEx | CO   | TOTAL            |         |
| 1   | 17=(11+16) | 18=(6+17)     | 19                | 20   | 21   | 22=(19+20+21) | 23            | 24            | 25    | 26   | 27=(23+24+25+26) | 28      |
| CASH DISBURSEMENTS  | 40,000.00  | 72,957,011.70 | 0.00              | 0.00 | 0.00 | 0.00          | 59,054,384.82 | 13,902,626.88 | 0.00  | 0.00 | 72,957,011.70    |         |
| Notice of Cash Allocation (NCA)   | 40,000.00  | 72,957,011.70 | 0.00              | 0.00 | 0.00 | 0.00          | 59,054,384.82 | 13,902,626.88 | 0.00  | 0.00 | 72,957,011.70    |         |
| MDS Checks Issued   | 0.00       | 19,992,460.68 | 0.00              | 0.00 | 0.00 | 0.00          | 13,598,512.50 | 6,393,948.18  | 0.00  | 0.00 | 19,992,460.68    |         |
| Advice to Debit Account   | 40,000.00  | 52,964,551.02 | 0.00              | 0.00 | 0.00 | 0.00          | 45,455,872.32 | 7,508,678.70  | 0.00  | 0.00 | 52,964,551.02    |         |
| Notice of Transfer Allocations (NTA)  | 0.00       | 0.00          | 0.00              | 0.00 | 0.00 | 0.00          | 0.00          | 0.00          | 0.00  | 0.00 | 0.00             |         |
| MDS Checks Issued   | 0.00       | 0.00          | 0.00              | 0.00 | 0.00 | 0.00          | 0.00          | 0.00          | 0.00  | 0.00 | 0.00             |         |
| Advice to Debit Account   | 0.00       | 0.00          | 0.00              | 0.00 | 0.00 | 0.00          | 0.00          | 0.00          | 0.00  | 0.00 | 0.00             |         |
| Working Fund for FAPs   | 0.00       | 0.00          | 0.00              | 0.00 | 0.00 | 0.00          | 0.00          | 0.00          | 0.00  | 0.00 | 0.00             |         |
| Cash Disbursement Ceiling (CDC)   | 0.00       | 0.00          | 0.00              | 0.00 | 0.00 | 0.00          | 0.00          | 0.00          | 0.00  | 0.00 | 0.00             |         |
| <b>TOTAL CASH DISBURSEMENTS</b>   | 40,000.00  | 72,957,011.70 | 0.00              | 0.00 | 0.00 | 0.00          | 59,054,384.82 | 13,902,626.88 | 0.00  | 0.00 | 72,957,011.70    |         |
| NON-CASH DISBURSEMENTS  | 0.00       | 7,832,935.35  | 0.00              | 0.00 | 0.00 | 0.00          | 7,195,641.49  | 637,293.86    | 0.00  | 0.00 | 7,832,935.35     |         |
| Tax Remittance Advices Issued (TRA)   | 0.00       | 7,832,935.35  | 0.00              | 0.00 | 0.00 | 0.00          | 7,195,641.49  | 637,293.86    | 0.00  | 0.00 | 7,832,935.35     |         |
| Non-Cash Availment Authority (NCAA)   | 0.00       | 0.00          | 0.00              | 0.00 | 0.00 | 0.00          | 0.00          | 0.00          | 0.00  | 0.00 | 0.00             |         |
| Disbursements effected through outright deductions from claims (please specify) | 0.00       | 0.00          | 0.00              | 0.00 | 0.00 | 0.00          | 0.00          | 0.00          | 0.00  | 0.00 | 0.00             |         |
| Overpayment of expenses(e.g. personnel benefits)                                | 0.00       | 0.00          | 0.00              | 0.00 | 0.00 | 0.00          | 0.00          | 0.00          | 0.00  | 0.00 | 0.00             |         |
| Restitution for loss of government property                                     | 0.00       | 0.00          | 0.00              | 0.00 | 0.00 | 0.00          | 0.00          | 0.00          | 0.00  | 0.00 | 0.00             |         |
| Liquidated damages and similar claims   | 0.00       | 0.00          | 0.00              | 0.00 | 0.00 | 0.00          | 0.00          | 0.00          | 0.00  | 0.00 | 0.00             |         |
| Others(TEF, BTr-Documentary Stamp Tax, etc.)                                    | 0.00       | 0.00          | 0.00              | 0.00 | 0.00 | 0.00          | 0.00          | 0.00          | 0.00  | 0.00 | 0.00             |         |
| <b>TOTAL NON-CASH DISBURSEMENTS</b>   | 0.00       | 7,832,935.35  | 0.00              | 0.00 | 0.00 | 0.00          | 7,195,641.49  | 637,293.86    | 0.00  | 0.00 | 7,832,935.35     |         |
| <b>GRAND TOTAL</b>  | 40,000.00  | 80,789,947.05 | 0.00              | 0.00 | 0.00 | 0.00          | 66,250,026.31 | 14,539,920.74 | 0.00  | 0.00 | 80,789,947.05    |         |

SUMMARY

| Particulars<br>(1)   | Previous Report<br>(2) | This Month<br>(3) | As at Date<br>(4) |
|--|------------------------|-------------------|-------------------|
| Total Disbursement Authorities Received                        | 578,528,260.42         | 83,890,073.35     | 662,418,333.77    |
| NCA  | 536,110,310.00         | 76,057,138.00     | 612,167,448.00    |
| NTA  | 0.00                   | 0.00              | 0.00              |
| Working Fund   | 0.00                   | 0.00              | 0.00              |
| TRA  | 42,417,950.42          | 7,832,935.35      | 50,250,885.77     |
| CDC  | 0.00                   | 0.00              | 0.00              |
| NCAA   | 0.00                   | 0.00              | 0.00              |
| Less: Notice of Transfer of Allocations (NTA)* issued          | 0.00                   | 0.00              | 0.00              |
| Total Disbursement Authorities Available                       | 578,528,260.42         | 83,890,073.35     | 662,418,333.77    |
| Less:  | 0.00                   | 0.00              | 0.00              |
| Lapsed NCA   | 32,931,649.08          | 0.00              | 32,931,649.08     |
| Disbursements  | 478,318,527.94         | 80,789,947.05     | 559,108,474.99    |
| Less: Other Non-Cash Disbursements                             | 0.00                   | 0.00              | 0.00              |
| Disbursements effected through outright deductions from claims | 0.00                   | 0.00              | 0.00              |
| Overpayment of expenses(e.g. personnel benefits)               | 0.00                   | 0.00              | 0.00              |
| Restitution for loss of government property                    | 0.00                   | 0.00              | 0.00              |
| Liquidated damages and similar claims                          | 0.00                   | 0.00              | 0.00              |
| Others (e.g. TEF, BTr, Docs Stamp, etc.)                       | 0.00                   | 0.00              | 0.00              |
| Add/Less: Adjustments (e.g. cancelled/staled checks)           | 0.00                   | 0.00              | 0.00              |
| Balance of Disbursement Authorities as at date                 | 67,278,083.40          | 3,100,126.30      | 70,378,209.70     |
| Total Disbursements Program                                    | 578,528,260.42         | 83,890,073.35     | 662,418,333.77    |
| Less: *Actual Disbursements                                    | 478,318,527.94         | 80,789,947.05     | 559,108,474.99    |
| (Over)/Under spending  | 100,209,732.48         | 3,100,126.30      | 103,309,858.78    |

Notes: \* The use of NTA is discouraged  
Notes: \*\* Amounts should tally with the grand total disbursemnt (column 27).

Certified Correct:

  
RONNIE B. PAGAL  
Accountant IV  
Date:29-Nov-2019

Recommending Approval:

  
HARRY B. HULGANGA, CPA  
OIC, Office of the Vice President for Finance and Administration

Approved By:

  
BERT J. TUGA, Ph.D.  
President

**MONTHLY REPORT OF DISBURSEMENTS**  
For the month of December 2019

Department : State Universities and Colleges (SUCs)  
Agency/Entity : Philippine Normal University  
Operating Unit : < not applicable >  
Organization Code : 08 003 0000000  
Fund Cluster : 01 Regular Agency Fund

| Particulars   | Current Year Budget |               |       |              |               | Prior Year's Budget           |            |       |              |               |                                 |      |       |      |                  |
|---|---------------------|---------------|-------|--------------|---------------|-------------------------------|------------|-------|--------------|---------------|---------------------------------|------|-------|------|------------------|
|   | PS                  | MOOE          | FinEx | CO           | TOTAL         | Prior Year's Accounts Payable |            |       |              |               | Current Year's Accounts Payable |      |       |      |                  |
|   |                     |               |       |              |               | PS                            | MOOE       | FinEx | CO           | Sub-Total     | PS                              | MOOE | FinEx | CO   | Sub-Total        |
| 1   | 2                   | 3             | 4     | 5            | 6=(2+3+4+5)   | 7                             | 8          | 9     | 10           | 11=(7+8+9+10) | 12                              | 13   | 14    | 15   | 16=(12+13+14+15) |
| CASH DISBURSEMENTS  | 54,172,301.55       | 14,742,394.56 | 0.00  | 9,500,000.00 | 78,414,696.11 | 46,840.00                     | 336,135.94 | 0.00  | 1,157,073.09 | 1,540,049.03  | 0.00                            | 0.00 | 0.00  | 0.00 | 0.00             |
| Notice of Cash Allocation (NCA)   | 54,172,301.55       | 14,742,394.56 | 0.00  | 9,500,000.00 | 78,414,696.11 | 46,840.00                     | 336,135.94 | 0.00  | 1,157,073.09 | 1,540,049.03  | 0.00                            | 0.00 | 0.00  | 0.00 | 0.00             |
| MDS Checks Issued   | 13,657,536.25       | 7,360,507.17  | 0.00  | 9,500,000.00 | 30,518,043.42 | 0.00                          | 34,071.41  | 0.00  | 0.00         | 34,071.41     | 0.00                            | 0.00 | 0.00  | 0.00 | 0.00             |
| Advice to Debit Account   | 40,514,765.30       | 7,381,887.39  | 0.00  | 0.00         | 47,896,652.69 | 46,840.00                     | 302,064.53 | 0.00  | 1,157,073.09 | 1,505,977.62  | 0.00                            | 0.00 | 0.00  | 0.00 | 0.00             |
| Notice of Transfer Allocations (NTA)  | 0.00                | 0.00          | 0.00  | 0.00         | 0.00          | 0.00                          | 0.00       | 0.00  | 0.00         | 0.00          | 0.00                            | 0.00 | 0.00  | 0.00 | 0.00             |
| MDS Checks Issued   | 0.00                | 0.00          | 0.00  | 0.00         | 0.00          | 0.00                          | 0.00       | 0.00  | 0.00         | 0.00          | 0.00                            | 0.00 | 0.00  | 0.00 | 0.00             |
| Advice to Debit Account   | 0.00                | 0.00          | 0.00  | 0.00         | 0.00          | 0.00                          | 0.00       | 0.00  | 0.00         | 0.00          | 0.00                            | 0.00 | 0.00  | 0.00 | 0.00             |
| Working Fund for FAPs   | 0.00                | 0.00          | 0.00  | 0.00         | 0.00          | 0.00                          | 0.00       | 0.00  | 0.00         | 0.00          | 0.00                            | 0.00 | 0.00  | 0.00 | 0.00             |
| Cash Disbursement Ceiling (CDC)   | 0.00                | 0.00          | 0.00  | 0.00         | 0.00          | 0.00                          | 0.00       | 0.00  | 0.00         | 0.00          | 0.00                            | 0.00 | 0.00  | 0.00 | 0.00             |
| <b>TOTAL CASH DISBURSEMENTS</b>   | 54,172,301.55       | 14,742,394.56 | 0.00  | 9,500,000.00 | 78,414,696.11 | 46,840.00                     | 336,135.94 | 0.00  | 1,157,073.09 | 1,540,049.03  | 0.00                            | 0.00 | 0.00  | 0.00 | 0.00             |
| NON-CASH DISBURSEMENTS  | 7,894,674.26        | 592,105.83    | 0.00  | 0.00         | 8,486,780.09  | 0.00                          | 20,875.22  | 0.00  | 105,188.47   | 126,063.69    | 0.00                            | 0.00 | 0.00  | 0.00 | 0.00             |
| Tax Remittance Advices Issued (TRA)   | 7,894,674.26        | 592,105.83    | 0.00  | 0.00         | 8,486,780.09  | 0.00                          | 20,875.22  | 0.00  | 105,188.47   | 126,063.69    | 0.00                            | 0.00 | 0.00  | 0.00 | 0.00             |
| Non-Cash Availment Authority (NCAA)   | 0.00                | 0.00          | 0.00  | 0.00         | 0.00          | 0.00                          | 0.00       | 0.00  | 0.00         | 0.00          | 0.00                            | 0.00 | 0.00  | 0.00 | 0.00             |
| Disbursements effected through outright deductions from claims (please specify) | 0.00                | 0.00          | 0.00  | 0.00         | 0.00          | 0.00                          | 0.00       | 0.00  | 0.00         | 0.00          | 0.00                            | 0.00 | 0.00  | 0.00 | 0.00             |
| Overpayment of expenses(e.g. personnel benefits)                                | 0.00                | 0.00          | 0.00  | 0.00         | 0.00          | 0.00                          | 0.00       | 0.00  | 0.00         | 0.00          | 0.00                            | 0.00 | 0.00  | 0.00 | 0.00             |
| Restitution for loss of government property                                     | 0.00                | 0.00          | 0.00  | 0.00         | 0.00          | 0.00                          | 0.00       | 0.00  | 0.00         | 0.00          | 0.00                            | 0.00 | 0.00  | 0.00 | 0.00             |
| Liquidated damages and similar claims   | 0.00                | 0.00          | 0.00  | 0.00         | 0.00          | 0.00                          | 0.00       | 0.00  | 0.00         | 0.00          | 0.00                            | 0.00 | 0.00  | 0.00 | 0.00             |
| Others(TEF, BTr-Documentary Stamp Tax, etc.)                                    | 0.00                | 0.00          | 0.00  | 0.00         | 0.00          | 0.00                          | 0.00       | 0.00  | 0.00         | 0.00          | 0.00                            | 0.00 | 0.00  | 0.00 | 0.00             |
| <b>TOTAL NON-CASH DISBURSEMENTS</b>   | 7,894,674.26        | 592,105.83    | 0.00  | 0.00         | 8,486,780.09  | 0.00                          | 20,875.22  | 0.00  | 105,188.47   | 126,063.69    | 0.00                            | 0.00 | 0.00  | 0.00 | 0.00             |
| <b>GRAND TOTAL</b>  | 62,066,975.81       | 15,334,500.39 | 0.00  | 9,500,000.00 | 86,901,476.20 | 46,840.00                     | 357,011.16 | 0.00  | 1,262,261.56 | 1,666,112.72  | 0.00                            | 0.00 | 0.00  | 0.00 | 0.00             |



Department : State  
 Agency/Entity : Philip  
 Operating Unit : < not :  
 Organization Code : 08 00:  
 Fund Cluster : 01 Re:

| Particulars   | TOTAL               | SUB-TOTAL            | Trust Liabilities |             |             |               | Grand Total          |                      |             |                      |                      | Remarks |
|---|---------------------|----------------------|-------------------|-------------|-------------|---------------|----------------------|----------------------|-------------|----------------------|----------------------|---------|
|   |                     |                      | PS                | MOOE        | CO          | TOTAL         | PS                   | MOOE                 | FinEx       | CO                   | TOTAL                |         |
| 1   | 17=(11+16)          | 18=(6+17)            | 19                | 20          | 21          | 22=(19+20+21) | 23                   | 24                   | 25          | 26                   | 27=(23+24+25+26)     | 28      |
| CASH DISBURSEMENTS  | 1,540,049.03        | 79,954,745.14        | 0.00              | 0.00        | 0.00        | 0.00          | 54,219,141.55        | 15,078,530.50        | 0.00        | 10,657,073.09        | 79,954,745.14        |         |
| Notice of Cash Allocation (NCA)   | 1,540,049.03        | 79,954,745.14        | 0.00              | 0.00        | 0.00        | 0.00          | 54,219,141.55        | 15,078,530.50        | 0.00        | 10,657,073.09        | 79,954,745.14        |         |
| MDS Checks Issued   | 34,071.41           | 30,552,114.83        | 0.00              | 0.00        | 0.00        | 0.00          | 13,657,536.25        | 7,394,578.58         | 0.00        | 9,500,000.00         | 30,552,114.83        |         |
| Advice to Debit Account   | 1,505,977.62        | 49,402,630.31        | 0.00              | 0.00        | 0.00        | 0.00          | 40,561,605.30        | 7,683,951.92         | 0.00        | 1,157,073.09         | 49,402,630.31        |         |
| Notice of Transfer Allocations (NTA)  | 0.00                | 0.00                 | 0.00              | 0.00        | 0.00        | 0.00          | 0.00                 | 0.00                 | 0.00        | 0.00                 | 0.00                 |         |
| MDS Checks Issued   | 0.00                | 0.00                 | 0.00              | 0.00        | 0.00        | 0.00          | 0.00                 | 0.00                 | 0.00        | 0.00                 | 0.00                 |         |
| Advice to Debit Account   | 0.00                | 0.00                 | 0.00              | 0.00        | 0.00        | 0.00          | 0.00                 | 0.00                 | 0.00        | 0.00                 | 0.00                 |         |
| Working Fund for FAPs   | 0.00                | 0.00                 | 0.00              | 0.00        | 0.00        | 0.00          | 0.00                 | 0.00                 | 0.00        | 0.00                 | 0.00                 |         |
| Cash Disbursement Ceiling (CDC)   | 0.00                | 0.00                 | 0.00              | 0.00        | 0.00        | 0.00          | 0.00                 | 0.00                 | 0.00        | 0.00                 | 0.00                 |         |
| <b>TOTAL CASH DISBURSEMENTS</b>   | <b>1,540,049.03</b> | <b>79,954,745.14</b> | <b>0.00</b>       | <b>0.00</b> | <b>0.00</b> | <b>0.00</b>   | <b>54,219,141.55</b> | <b>15,078,530.50</b> | <b>0.00</b> | <b>10,657,073.09</b> | <b>79,954,745.14</b> |         |
| NON-CASH DISBURSEMENTS  | 126,063.69          | 8,612,843.78         | 0.00              | 0.00        | 0.00        | 0.00          | 7,894,674.26         | 612,981.05           | 0.00        | 105,188.47           | 8,612,843.78         |         |
| Tax Remittance Advices Issued (TRA)   | 126,063.69          | 8,612,843.78         | 0.00              | 0.00        | 0.00        | 0.00          | 7,894,674.26         | 612,981.05           | 0.00        | 105,188.47           | 8,612,843.78         |         |
| Non-Cash Availment Authority (NCAA)   | 0.00                | 0.00                 | 0.00              | 0.00        | 0.00        | 0.00          | 0.00                 | 0.00                 | 0.00        | 0.00                 | 0.00                 |         |
| Disbursements effected through outright deductions from claims (please specify) | 0.00                | 0.00                 | 0.00              | 0.00        | 0.00        | 0.00          | 0.00                 | 0.00                 | 0.00        | 0.00                 | 0.00                 |         |
| Overpayment of expenses(e.g. personnel benefits)                                | 0.00                | 0.00                 | 0.00              | 0.00        | 0.00        | 0.00          | 0.00                 | 0.00                 | 0.00        | 0.00                 | 0.00                 |         |
| Restitution for loss of government property                                     | 0.00                | 0.00                 | 0.00              | 0.00        | 0.00        | 0.00          | 0.00                 | 0.00                 | 0.00        | 0.00                 | 0.00                 |         |
| Liquidated damages and similar claims   | 0.00                | 0.00                 | 0.00              | 0.00        | 0.00        | 0.00          | 0.00                 | 0.00                 | 0.00        | 0.00                 | 0.00                 |         |
| Others(TEF, BTr-Documentary Stamp Tax, etc.)                                    | 0.00                | 0.00                 | 0.00              | 0.00        | 0.00        | 0.00          | 0.00                 | 0.00                 | 0.00        | 0.00                 | 0.00                 |         |
| <b>TOTAL NON-CASH DISBURSEMENTS</b>   | <b>126,063.69</b>   | <b>8,612,843.78</b>  | <b>0.00</b>       | <b>0.00</b> | <b>0.00</b> | <b>0.00</b>   | <b>7,894,674.26</b>  | <b>612,981.05</b>    | <b>0.00</b> | <b>105,188.47</b>    | <b>8,612,843.78</b>  |         |
| <b>GRAND TOTAL</b>  | <b>1,666,112.72</b> | <b>88,567,588.92</b> | <b>0.00</b>       | <b>0.00</b> | <b>0.00</b> | <b>0.00</b>   | <b>62,113,815.81</b> | <b>15,691,511.55</b> | <b>0.00</b> | <b>10,762,261.56</b> | <b>88,567,588.92</b> |         |


# SUMMARY

| Particulars<br>(1)   | Previous Report<br>(2) | This Month<br>(3) | As at Date<br>(4) |
|--|------------------------|-------------------|-------------------|
| Total Disbursement Authorities Received                        | 662,418,333.77         | 55,647,592.78     | 718,065,926.55    |
| NCA  | 612,167,448.00         | 47,034,749.00     | 659,202,197.00    |
| NTA  | 0.00                   | 0.00              | 0.00              |
| Working Fund   | 0.00                   | 0.00              | 0.00              |
| TRA  | 50,250,885.77          | 8,612,843.78      | 58,863,729.55     |
| CDC  | 0.00                   | 0.00              | 0.00              |
| NCAA   | 0.00                   | 0.00              | 0.00              |
| Less: Notice of Transfer of Allocations (NTA)* issued          | 0.00                   | 0.00              | 0.00              |
| Total Disbursement Authorities Available                       | 662,418,333.77         | 55,647,592.78     | 718,065,926.55    |
| Less:  | 0.00                   | 0.00              | 0.00              |
| Lapsed NCA   | 32,931,649.08          | 16,552,979.41     | 49,484,628.49     |
| Disbursements  | 559,108,474.99         | 88,567,588.92     | 647,676,063.91    |
| Less: Other Non-Cash Disbursements                             | 0.00                   | 0.00              | 0.00              |
| Disbursements effected through outright deductions from claims | 0.00                   | 0.00              | 0.00              |
| Overpayment of expenses(e.g. personnel benefits)               | 0.00                   | 0.00              | 0.00              |
| Restitution for loss of government property                    | 0.00                   | 0.00              | 0.00              |
| Liquidated damages and similar claims                          | 0.00                   | 0.00              | 0.00              |
| Others (e.g. TEF, BTr, Docs Stamp, etc.)                       | 0.00                   | 0.00              | 0.00              |
| Add/Less: Adjustments (e.g. cancelled/staled checks)           | 0.00                   | 0.00              | 0.00              |
| Balance of Disbursement Authorities as at date                 | 70,378,209.70          | (-49,472,975.55)  | 20,905,234.15     |
| Total Disbursements Program                                    | 662,418,333.77         | 55,647,592.78     | 718,065,926.55    |
| Less: *Actual Disbursements                                    | 559,108,474.99         | 88,567,588.92     | 647,676,063.91    |
| (Over)/Under spending  | 103,309,858.78         | (-32,919,996.14)  | 70,389,862.64     |


Notes: \* The use of NTA is discouraged

Notes: \*\* Amounts should tally with the grand total disbursement (column 27).

Certified Correct:

  
**RONNIE B. PAGAL**  
 Accountant IV  
 Date: 29-Nov-2019

Recommending Approval:

  
**HARRY H. HOLOGANGA, CPA**  
 OIC, Office of the Vice President for Finance and Administration

Approved By:

  
**BERT J. TUGA, Ph.D.**  
 President