

QUARTERLY PHYSICAL REPORT OF OPERATION  
As of 2019 March 31

Department: State Universities and Colleges (SUCs)  
Appropriations: Current Year Appropriations  
Agency: Philippine Normal University  
Operating Unit: N/A  
Organization Code (UACS): 080030000000  
Report Status: SUBMITTED

Particulars	UACS CODE	Physical Targets					Physical Accomplishments					Variance as of March 31 2019	Remarks
		1st Quarter	2nd Quarter	3rd Quarter	4th Quarter	Total	1st Quarter	2nd Quarter	3rd Quarter	4th Quarter	Total		
1	2	3	4	5	6	7=(3+4+5+6)	8	9	10	11	12=(8+9+10+11)	13	14
Part A													
I. Operations													
OO : Relevant and quality tertiary education ensured to achieve inclusive growth and access of deserving but poor students to quality tertiary education increased													
HIGHER EDUCATION PROGRAM	310100000000000												
Outcome Indicators													
1. Percentage of first-time licensure exam-takers that pass the licensure exams			90%		90%	90%							
2. Percentage of graduates (2 years prior) that are employed			40%	30%	15%	85%	18%				18%		
Output Indicators													
1. Percentage of undergraduate student population enrolled in CHED-identified													
and RDC-identified priority programs			100%		100%	100%	100% (3612/3612)				100%		enrollment for Term 3, 2018-2019
2. Percentage of undergraduate programs													
with accreditation				100%		100%							

Particulars	UACS CODE	Physical Targets					Physical Accomplishments					Variance as of March 31 2019	Remarks
		1st Quarter	2nd Quarter	3rd Quarter	4th Quarter	Total 7=(3+4+5+6)	1st Quarter	2nd Quarter	3rd Quarter	4th Quarter	Total 12=(8+9+10+11)		
1	2	3	4	5	6	7=(3+4+5+6)	8	9	10	11	12=(8+9+10+11)	13	14
OO : Higher education research improved to promote economic productivity and innovation													
ADVANCED EDUCATION PROGRAM	3201000000000000												
Outcome Indicator													
1. Percentage of graduate school faculty engaged in research work applied in any of the following:													
a. pursuing advanced research degree programs (Ph.D)						0							
b. actively pursuing in the last three (3) years (investigative research, basic and applied scientific research, policy research, social science research)		10%	50%	30%		90%	100%				100%		
c. producing technologies for commercialization or livelihood improvement						0							
d. whose research work resulted in an extension program						0							
Output Indicators													
1. Percentage of graduate students enrolled													
in research degree programs			98%		98% (1800/1800)	98%	100% (3112/3112)				100%		enrollment for Term 3, 2018-2019
2. Percentage of accredited graduate programs				20%	20%	40%							
RESEARCH PROGRAM	3202000000000000												
Outcome Indicator													
1. Number of research outputs in the last three years utilized by the industry or by other beneficiaries						0							

Particulars	UACS CODE	Physical Targets					Physical Accomplishments					Variance as of March 31 2019	Remarks
		1st Quarter	2nd Quarter	3rd Quarter	4th Quarter	Total 7=(3+4+5+6)	1st Quarter	2nd Quarter	3rd Quarter	4th Quarter	Total 12=(8+9+10+11)		
1	2	3	4	5	6	7	8	9	10	11	12	13	14
Output Indicators													
1. Number of research outputs completed within the year				26	40	66	14				14		
2. Percentage of research outputs published in internationally-refereed or CHED recognized journal within the year				13%	39%	52%	3				3		
OO : Community engagement increased													
TECHNICAL ADVISORY EXTENSION PROGRAM	330100000000000												
Outcome Indicator													
1. Number of active partnerships with LGUs, industries, NGOs, NGAs, SMEs, and other stakeholders as a result of extension activities		4		30	4	38	24				24		
Output Indicators													
1. Number of trainees weighted by the length of training		100		600	400	1100	507				507		
2. Number of extension programs organized and supported consistent with the SUC's mandated and priority programs		4		30	4	38	8				8		
3. Percentage of beneficiaries who rate the training course/s and advisory services as satisfactory or higher in terms of quality and relevance		100%		100%	100%	100%							

Prepared By:

In coordination with:

Approved By:

ROSEMARIEVIC V. DIAZ, Ph.D.

Vice President for Planning, Research & Quality Assurance

HARRY B. MULLIGAN, CPA

Director, Financial Management Services & Concurrent Head, Budget & Resource Planning Unit

MA. ANTOINETTE C. MONTEALEGRE, D.A.

Officer-in-Charge, Office of the President

**PERFORMANCE INDICATOR - June 30, 2019**

**Department:** State Universities and Colleges (SUCs)  
**Agency:** Philippine Normal University  
**Organization Code** 08 003 0000000

[illegible]


Particulars	UACS CODE	Physical Target (Budget Year)					Physical Accomplishment (Budget Year)					Variance	Remarks
		1st Quarter	2nd Quarter	3rd Quarter	4th Quarter	Total	1st Quarter	2nd Quarter	3rd Quarter	4th Quarter	Total		
1	2	3	4	5	6	7	8	9	10	11	12	13	14
Output Indicators													
1. Percentage of graduate students enrolled													
in research degree programs							100% (3112/3112)				100%		enrollment for Term 3, 2018-2019
2. Percentage of accredited graduate													
programs													
RESEARCH PROGRAM	32020000000000												
OO : Higher education research improved to promote													
Outcome Indicator													
1. Number of research outputs in the last													
three years utilized by the industry or													
by other beneficiaries													
Output Indicators													
1. Number of research outputs completed													
within the year							14	5			19		
2. Percentage of research outputs published													
in internationally-refereed or CHED													
recognized journal within the year							3%	4%			7%		
TECHNICAL ADVISORY EXTENSION PROGRAM	33010000000000												
OO : Community engagement increased													
Outcome Indicator													
1. Number of active partnerships with LGUs,													
industries, NGOs, NGAs, SMEs, and													
other stakeholders as a result of													
extension activities							24				24		
Output Indicators													
1. Number of trainees weighted by the													
length of training							507	605			1112		
2. Number of extension programs organized													
and supported consistent with the SUC's													
mandated and priority programs							8	30			38		
3. Percentage of beneficiaries who rate the													
training course/s and advisory services													
as satisfactory or higher in terms of													
quality and relevance								100% (147/147)			100%		

Certified Correct:

  
ROSEMARIE V. DIAZ, Ph.D.

VP for Research, Planning & Quality Assurance  
Date: 2019-07-28 10:00:06.0

Recommending Approval:

  
BERT J. TUGA, Ph.D.

VP For Finance & Administration

Approved By:


  
for MA. ANTOINETTE C. MONTEALEGRE, D.A.  
Officer-in-Charge, Office of the President



[illegible]

Particulars	UACS CODE	Physical Target (Budget Year)					Physical Accomplishment (Budget Year)					Variance	Remarks
		1st Quarter	2nd Quarter	3rd Quarter	4th Quarter	Total	1st Quarter	2nd Quarter	3rd Quarter	4th Quarter	Total		
1	2	3	4	5	6	7	8	9	10	11	12	13	14
Output Indicators													
1. Percentage of graduate students enrolled													
in research degree programs							100% (3112/3112)		100% (1,448/1,448)				enrollment for Term 3, 2018-2019
2. Percentage of accredited graduate													
programs									48% (16/33)				
RESEARCH PROGRAM	32020000000000												
OO : Higher education research improved to promote													
Outcome Indicator													
1. Number of research outputs in the last													
three years utilized by the industry or													
by other beneficiaries													
Output Indicators													
1. Number of research outputs completed													
within the year							14	5	59				
2. Percentage of research outputs published													
in internationally-refereed or CHED													
recognized journal within the year							3%	4%	17%				
TECHNICAL ADVISORY EXTENSION PROGRAM	33010000000000												
OO : Community engagement increased													
Outcome Indicator													
1. Number of active partnerships with LGUs,													
industries, NGOs, NGAs, SMEs, and													
other stakeholders as a result of													
extension activities							24		2				
Output Indicators													
1. Number of trainees weighted by the													
length of training							507	605	513				
2. Number of extension programs organized													
and supported consistent with the SUC's													
mandated and priority programs							8	30					
3. Percentage of beneficiaries who rate the													
training course/s and advisory services													
as satisfactory or higher in terms of													
quality and relevance								100% (147/147)	100%				


Prepared By:

  
**DIAZ ROSEMARIEVIC VILLENA**  
 Vice-President for Research, Planning & Quality Assurance  
 Date: 10/29/2019 18:14

In coordination with:

  
**TUGA BERT JAZMIN**  
 Vice President for Administration and Finance  
 Date: 10/29/2019 18:14

Approved By:


  
**MONTEALEGRE MA. ANTOINETTE CUSI**  
 Officer-in-Charge, Office of the President  
 Date: 10/29/2019 18:31





Particulars	UACS CODE	Physical Target (Budget Year)					Physical Accomplishment (Budget Year)					Variance	Remarks
		1st Quarter	2nd Quarter	3rd Quarter	4th Quarter	Total	1st Quarter	2nd Quarter	3rd Quarter	4th Quarter	Total		
1	2	3	4	5	6	7	8	9	10	11	12	13	14
Output Indicators													
1. Percentage of graduate students enrolled													
in research degree programs							100% (3112/3112)		100%(1,448/1,448)		100% (4560/4560)		enrollment for Term 3, 2018-2019
2. Percentage of accredited graduate programs									48% (16/33)		48% (16/33)		
RESEARCH PROGRAM	32020000000000												
OO : Higher education research improved to promote													
Outcome Indicator													
1. Number of research outputs in the last three years utilized by the industry or by other beneficiaries													
Output Indicators													
1. Number of research outputs completed within the year							14	5	58	3	80		
2. Percentage of research outputs published in internationally-refereed or CHED recognized journal within the year							3	4	17		24		
TECHNICAL ADVISORY EXTENSION PROGRAM	33010000000000												
OO : Community engagement increased													
Outcome Indicator													
1. Number of active partnerships with LGUs, industries, NGOs, NGAs, SMEs, and other stakeholders as a result of extension activities							24		2	12	38		
Output Indicators													
1. Number of trainees weighted by the length of training							507	605	513	200	1825		
2. Number of extension programs organized and supported consistent with the SUC's mandated and priority programs							8	30		4	42		
3. Percentage of beneficiaries who rate the training course/s and advisory services as satisfactory or higher in terms of quality and relevance								100% (147/147)	100% (100/100)	100% (576/576)	100% (823/823)		


Prepared By:

  
**ROSEMARIE V. DIAZ, Ph.D.**  
 Vice President for Research, Planning and Quality Assurance

In coordination with:

  
**HARRY M. LIGANGA, CPA**  
 OIC, Office of the Vice President for Finance and Administration

Approved By:

  
**BERT J. TUGA, Ph.D.**  
 President