

As at the Quarter Ending December 31, 2019


Department: State Universities and  
Agency: Philippine Normal  
Operating Unit: < not applicable >  
Organization Code 08 003 0000000  
Fund Cluster: 07 - Trust Receipts

Classification/Sources of Revenue and Other Receipts	UACS CODE	REVENUE TARGET (Annual) per BESF	Actual Revenue and Other Receipts Collections					Cumulative Remittance/Deposits to Date			Variance		Remarks
			1st Quarter Ending March 31	2nd Quarter Ending June 30	3rd Quarter Ending Sept. 30	4th Quarter Ending Dec. 31	Total	Remittance to BTr	Deposited with AGDB	TOTAL	Amount	%	
1	2	3	4	5	6	7	8=[(6+(-)7)-8+9]	9	10	11=(9+10)	12=(8-3)	13=(12/3)	14
Trust Receipts		166,595,786.88	103,981,819.58	27,945,028.59	13,263,424.80	26,906,284.10	172,096,557.07	0.00	172,096,557.07	172,096,557.07	5,500,770.19	3%	
Trust Receipts Deposited with Authorized Government Depository Banks (AGDB)		166,595,786.88	103,981,819.58	27,945,028.59	13,263,424.80	26,906,284.10	172,096,557.07	0.00	172,096,557.07	172,096,557.07	5,500,770.19	3%	
TOTAL		166,595,786.88	103,981,819.58	27,945,028.59	13,263,424.80	26,906,284.10	172,096,557.07	0.00	172,096,557.07	172,096,557.07	5,500,770.19	3%	


Certified Correct:

  
RONNIE B. PAGAL  
Accountant IV

Recommending Approval:

  
HARRY P. HULGANGA, CPA  
OIC, Office of the Vice President for Finance and Administration

Approved By:


  
BERT J. TUGA, Ph.D.  
President

As at the Quarter Ending December 31, 2019

Department : State Universities and Colleges (SUCs)  
 Agency : Philippine Normal University  
 Operating Unit : < not applicable >  
 Organization Code : 08 003 0000000  
 Fund Cluster : 05 - Internally Generated Funds

Classification/Sources of Revenue and Other Receipts	UACS CODE	REVENUE TARGET (Annual) per BESF	Actual Revenue and Other Receipts Collections					Cumulative Remittance/Deposits to Date			Variance		Remarks
			1st Quarter Ending March 31	2nd Quarter Ending June 30	3rd Quarter Ending Sept. 30	4th Quarter Ending Dec. 31	Total	Remittance to BTr	Deposited with AGDB	TOTAL	Amount	%	
1	2	3	4	5	6	7	8=[(6+(-)7)-8+9]	9	10	11=(9+10)	12=(8-3)	13=(12/3)	14
Internally Generated Funds		128,427,011.74	67,824,967.13	29,895,366.85	32,182,185.13	28,852,483.67	158,755,002.78	0.00	158,755,002.78	158,755,002.78	30,327,991.04	24 %	
Revenue Collections		85,099,495.02	38,215,380.16	18,650,292.79	17,411,489.26	17,729,636.50	92,006,798.71	0.00	92,006,798.71	92,006,798.71	6,907,303.69	8 %	
Cash Revenue		85,099,495.02	38,215,380.16	18,650,292.79	17,411,489.26	17,729,636.50	92,006,798.71	0.00	92,006,798.71	92,006,798.71	6,907,303.69	8 %	
Not Applicable		85,099,495.02	38,215,380.16	18,650,292.79	17,411,489.26	17,729,636.50	92,006,798.71	0.00	92,006,798.71	92,006,798.71	6,907,303.69	8 %	
Tuition Fees	4020201001	26,100,000.00	5,706,212.85	8,175,633.05	8,638,712.46	7,418,950.70	29,939,509.06	0.00	29,939,509.06	29,939,509.06	3,839,509.06	15 %	
Income Collected from Students	4020201002	16,886,952.06	7,917,021.88	2,452,667.70	1,512,065.00	5,235,039.50	17,116,794.08	0.00	17,116,794.08	17,116,794.08	229,842.02	1 %	
Income from Other Sources	4020201003	40,054,109.90	23,693,104.57	6,022,295.76	6,714,233.96	5,066,198.04	41,495,832.33	0.00	41,495,832.33	41,495,832.33	1,441,722.43	4 %	
Other School Fees	4020201099	1,722,283.06	298,793.91	1,513,398.28	204,167.34	(320,034.89)	1,696,324.64	0.00	1,696,324.64	1,696,324.64	(25,958.42)	-2 %	
Income from Hostels/Dormitories and other Like facilities	4020213000	152,150.00	78,100.00	56,050.00	66,800.00	56,975.00	257,925.00	0.00	257,925.00	257,925.00	105,775.00	70 %	
Other Business Income	4020299099	184,000.00	14,146.95	430,248.00	275,510.50	272,508.15	992,413.60	0.00	992,413.60	992,413.60	808,413.60	439 %	
Miscellaneous Income	4060999000	0.00	508,000.00	0.00	0.00	0.00	508,000.00	0.00	508,000.00	508,000.00	508,000.00	0 %	
Non-Revenue Collections/Other Receipts		43,327,516.72	29,609,586.97	11,245,074.06	14,770,695.87	11,122,847.17	66,748,204.07	0.00	66,748,204.07	66,748,204.07	23,420,687.35	54 %	
Cash Receipts		43,327,516.72	29,609,586.97	11,245,074.06	14,770,695.87	11,122,847.17	66,748,204.07	0.00	66,748,204.07	66,748,204.07	23,420,687.35	54 %	
Not Applicable		43,327,516.72	29,609,586.97	11,245,074.06	14,770,695.87	11,122,847.17	66,748,204.07	0.00	66,748,204.07	66,748,204.07	23,420,687.35	54 %	
Cash - Collecting Officers	1010101000	0.00	9,599.50	2.70	1,602.03	6,837.30	18,041.53	0.00	18,041.53	18,041.53	18,041.53	0 %	
Trust Liabilities	2040101000	43,327,516.72	29,599,987.47	11,245,071.36	14,769,093.84	11,116,009.87	66,730,162.54	0.00	66,730,162.54	66,730,162.54	23,402,645.82	54 %	
TOTAL		128,427,011.74	67,824,967.13	29,895,366.85	32,182,185.13	28,852,483.67	158,755,002.78	0.00	158,755,002.78	158,755,002.78	30,327,991.04	24 %	


Certified Correct:

  
 RONNIE B. PAGAL  
 Accountant IV

Recommending Approval:

  
 HARRY B. HULIGANGA, CPA  
 OIC, Office of the Vice President for Finance and Administration

Approved By:

  
 BERT J. TUGA, Ph.D.  
 President