

QUARTERLY PHYSICAL REPORT OF OPERATION
As of 2018 March 31

Department: State Universities and Colleges (SUCs)
Appropriations: Current Year Appropriations
Agency: Philippine Normal University
Operating Unit: N/A
Organization Code (UACS): 080030000000
Report Status: SUBMITTED

Particulars	UACS CODE	Physical Targets					Physical Accomplishments					Variance as of March 31 2018	Remarks
		1st Quarter	2nd Quarter	3rd Quarter	4th Quarter	Total	1st Quarter	2nd Quarter	3rd Quarter	4th Quarter	Total		
1	2	3	4	5	6	7=(3+4+5+6)	8	9	10	11	12=(8+9+10+11)	13	14
Part A													
I. Operations													
OO : Relevant and quality tertiary education ensured to achieve inclusive growth and access of deserving but poor students to quality tertiary education increased													
HIGHER EDUCATION PROGRAM	3101000000000000												
Outcome Indicators													
1. Percentage of first-time licensure exam-takers that pass the licensure exams						90%							
2. Percentage of graduates (2 years prior) that are employed						85%							
Output Indicators													
1. Percentage of undergraduate student population enrolled in CHED-identified and RDC-identified priority programs						100% (3500/3500)							
2. Percentage of undergraduate programs with accreditation						100% (34/34)							

Particulars	UACS CODE	Physical Targets					Physical Accomplishments					Variance as of March 31 2018	Remarks
		1st Quarter	2nd Quarter	3rd Quarter	4th Quarter	Total 7=(3+4+5+6)	1st Quarter	2nd Quarter	3rd Quarter	4th Quarter	Total 12=(8+9+10+11)		
1	2	3	4	5	6	7=(3+4+5+6)	8	9	10	11	12=(8+9+10+11)	13	14
OO : Higher education research improved to promote economic productivity and innovation													
ADVANCED EDUCATION PROGRAM	320100000000000												
Outcome Indicator													
1. Percentage of graduate school faculty													
engaged in research work applied in any of the following:													
a. pursuing advanced research degree programs (Ph.D)													
b. actively pursuing in the last three (3) years (investigative research, basic						90% (19/21)							
and applied scientific research, policy research, social science research)													
c. producing technologies for commercialization or livelihood improvement													
d. whose research work resulted in an extension program													
Output Indicators													
1. Percentage of graduate students enrolled in research degree programs						98%							
2. Percentage of accredited graduate programs						40% (17/42)							


Particulars	UACS CODE	Physical Targets					Physical Accomplishments					Variance as of March 31 2018	Remarks
		1st Quarter	2nd Quarter	3rd Quarter	4th Quarter	Total	1st Quarter	2nd Quarter	3rd Quarter	4th Quarter	Total		
1	2	3	4	5	6	7=(3+4+5+6)	8	9	10	11	12=(8+9+10+11)	13	14
RESEARCH PROGRAM	3202000000000000												
Outcome Indicator													
1. Number of research outputs in the last													
three years utilized by the industry or													
by other beneficiaries													
Output Indicators													
1. Number of research outputs completed													
within the year						66							
2. Percentage of research outputs published													
in internationally-refereed or CHED													
recognized journal within the year						52/							
OO : Community engagement increased													
TECHNICAL ADVISORY EXTENSION													
PROGRAM	3301000000000000												
Outcome Indicator													
1. Number of active partnerships with LGUs,													
industries, NGOs, NGAs, SMEs, and													
other stakeholders as a result of													
extension activities						38							
Output Indicators													
1. Number of trainees weighted by the													
length of training						1100							
2. Number of extension programs organized													
and supported consistent with the SUC's													
mandated and priority programs						38							
3. Percentage of beneficiaries who rate the													
training course/s and advisory services													
as satisfactory or higher in terms of													
quality and relevance						100 (10/10)							

Particulars	UACS CODE	Physical Targets					Physical Accomplishments					Variance as of March 31 2018	Remarks
		1st Quarter	2nd Quarter	3rd Quarter	4th Quarter	Total 7=(3+4+5+6)	1st Quarter	2nd Quarter	3rd Quarter	4th Quarter	Total 12=(8+9+10+11)		
1	2	3	4	5	6	7=(3+4+5+6)	8	9	10	11	12=(8+9+10+11)	13	14
II. Projects													
Operations	3000000000000000												
OO : Relevant and quality tertiary education ensured to achieve inclusive growth and access of deserving but poor students to quality tertiary education increased	3100000000000000												
HIGHER EDUCATION PROGRAM	3101000000000000												
Locally-Funded Project(s)	3101002000000000												
Completion of the Innovation Hub Building for PNU-North Luzon and PNU-South Luzon	310100200002000												
Construction/Repair/Rehabilitation of Academic Building	310100200003000												
Purchase of Various Equipment Outlay	310100200004000												

Prepared By:

In coordination with:

Approved By:


ROSEMARIEVIC V. DIAZ, Ph.D.
 Vice President for Research, Planning &
 Quality Assurance


HARRY B. HULIGANGA
 Head, Budget & Resource Planning Unit &
 Director, Financial Management Services

MA. ANTOINETTE C. MONTEALEGRE, D.A.
 Officer-in-Charge
 Office of the President

BAR No. 1

[illegible]

Particulars	UACS CODE	Physical Targets					Physical Accomplishments					Variance as of June 30, 2018	Remarks
		1st Quarter	2nd Quarter	3rd Quarter	4th Quarter	Total	1st Quarter	2nd Quarter	3rd Quarter	4th Quarter	Total		
1	2	3	4	5	6	7=(3+4+5+6)	8	9	10	11	12=(8+9+10+11)	13	14
d. whose research work resulted in an extension program													
Output Indicators													
1. Percentage of graduate students enrolled in research degree programs													
2. Percentage of accredited graduate programs						98% (1800/1800)							
RESEARCH PROGRAM	3202000000000000					40% (17/42)							
Outcome Indicator													
1. Number of research outputs in the last three years utilized by the industry or by other beneficiaries													
Output Indicators													
1. Number of research outputs completed within the year						66		20					
2. Percentage of research outputs published in internationally-refereed or CHED recognized journal within the year						52%		29%					
OO : Community engagement increased													
TECHNICAL ADVISORY EXTENSION PROGRAM	3301000000000000												
Outcome Indicator													
1. Number of active partnerships with LGUs, industries, NGOs, NGAs, SMEs, and other stakeholders as a result of extension activities						38		10					
Output Indicators													
1. Number of trainees weighted by the length of training						1100							
2. Number of extension programs organized and supported consistent with the SUC's mandated and priority programs						38		17					
3. Percentage of beneficiaries who rate the training course/s and advisory services as satisfactory or higher in terms of quality and relevance						100 (10/10)							

Particulars 1	UACS CODE 2	Physical Targets					Physical Accomplishments					Variance as of June 30, 2018 13	Remarks 14
		1st Quarter 3	2nd Quarter 4	3rd Quarter 5	4th Quarter 6	Total 7=(3+4+5+6)	1st Quarter 8	2nd Quarter 9	3rd Quarter 10	4th Quarter 11	Total 12=(8+9+10+11)		
II. Projects													
Operations	3000000000000000												
OO : Relevant and quality tertiary education ensured to achieve inclusive growth and access of deserving but poor students to quality tertiary education increased	3100000000000000												
HIGHER EDUCATION PROGRAM	3101000000000000												
Locally-Funded Project(s)	3101002000000000												
Completion of the Innovation Hub Building for PNU-North Luzon and PNU-South Luzon	310100200002000												
Construction/Repair/Rehabilitation of Academic Building	310100200003000												
Purchase of Various Equipment Outlay	310100200004000												


Prepared By:

In coordination with:

Approved By:

ROSEMARIEVIC DIAZ, Ph.D.
Vice President for Research, Planning and Quality Assurance


HARRY P. BULICANGA
Director, Financial Management Services


MA. ANTOINETTE C. MONTEALEGRE, D.A.
OIC, Office of the President


QUARTERLY PHYSICAL REPORT OF OPERATION
As of September 30, 2018

Department: State Universities and Colleges (SUCs)
Appropriations: Current Year Appropriations
Agency: Philippine Normal University
Operating Unit: N/A
Organization Code (UACS): 080030000000
Report Status: SUBMITTED


Particulars 1	UACS CODE 2	Physical Targets					Physical Accomplishments					Variance as of September 30, 2018 13	Remarks 14
		1st Quarter 3	2nd Quarter 4	3rd Quarter 5	4th Quarter 6	Total 7=(3+4+5+6)	1st Quarter 8	2nd Quarter 9	3rd Quarter 10	4th Quarter 11	Total 12=(8+9+10+11)		
Part A													
I. Operations													
OO : Relevant and quality tertiary education ensured to achieve inclusive growth and access of deserving but poor students to quality tertiary education increased													
HIGHER EDUCATION PROGRAM	3101000000000000												
Outcome Indicators													
1. Percentage of first-time licensure exam-takers that pass the licensure exams						90%			89%				
2. Percentage of graduates (2 years prior) that are employed						85%		85%	8%				
Output Indicators													
1. Percentage of undergraduate student population enrolled in CHED-identified													
and RDC-identified priority programs						100% (3500/3500)							
2. Percentage of undergraduate programs with accreditation						100% (34/34)			90%				
OO : Higher education research improved to promote economic productivity and innovation													
ADVANCED EDUCATION PROGRAM	3201000000000000												
Outcome Indicator													
1. Percentage of graduate school faculty engaged in research work applied in any of the following:													
a. pursuing advanced research degree programs (Ph.D)													
b. actively pursuing in the last three (3) years (investigative research, basic and applied scientific research, policy research, social science research)						90% (19/21)		79%	79%				
c. producing technologies for commercialization or livelihood improvement													
d. whose research work resulted in an extension program													
Output Indicators													
1. Percentage of graduate students enrolled													
in research degree programs						98% (1800/1800)			100%				
2. Percentage of accredited graduate programs						40% (17/42)			40%				

Particulars 1	UACS CODE 2	Physical Targets					Physical Accomplishments					Variance as of September 30 2018 13	Remarks 14
		1st Quarter 3	2nd Quarter 4	3rd Quarter 5	4th Quarter 6	Total 7=(3+4+5+6)	1st Quarter 8	2nd Quarter 9	3rd Quarter 10	4th Quarter 11	Total 12=(8+9+10+11)		
RESEARCH PROGRAM	3202000000000000												
Outcome Indicator													
1. Number of research outputs in the last three years utilized by the industry or by other beneficiaries													
Output Indicators													
1. Number of research outputs completed within the year						66		20	16				
2. Percentage of research outputs published in internationally-refereed or CHED recognized journal within the year						52%		29%	6%				
OO : Community engagement increased													
TECHNICAL ADVISORY EXTENSION PROGRAM	3301000000000000												
Outcome Indicator													
1. Number of active partnerships with LGUs, industries, NGOs, NGAs, SMEs, and other stakeholders as a result of extension activities						38		10	1				
Output Indicators													
1. Number of trainees weighted by the length of training						1100			1777				
2. Number of extension programs organized and supported consistent with the SUC's mandated and priority programs						38		17	5				
3. Percentage of beneficiaries who rate the training course/s and advisory services as satisfactory or higher in terms of quality and relevance						100 (10/10)			100%				
II. Projects													
Operations	3000000000000000												
OO : Relevant and quality tertiary education ensured to achieve inclusive growth and access of deserving but poor students to quality tertiary education increased	3100000000000000												
HIGHER EDUCATION PROGRAM	3101000000000000												
Locally-Funded Project(s)	3101002000000000												
Completion of the Innovation Hub Building for PNU-North Luzon and PNU-South Luzon	3101002000002000												
Construction/Repair/Rehabilitation of Academic Building	3101002000003000												
Purchase of Various Equipment Outlay	3101002000004000												


Prepared by:


 ROSEMARIE VIC W. DIAZ, Ph.D.
 Vice President for Research, Planning and Quality Assurance

In coordination with:


 HARRY B. BUJANGA
 Director, Financial Management Services and
 Concurrent Head, Budget & Resource Planning Unit

Approved by:


 MA. ANTOINETTE C. MONTEALEGRE, D.A
 Officer-in-Charge, Office of the President

QUARTERLY PHYSICAL REPORT OF OPERATION
As of 2018 December 31

Department: State Universities and Colleges (SUCs)
Appropriations: Current Year Appropriations
Agency: Philippine Normal University
Operating Unit: N/A
Organization Code (UACS): 080030000000
Report Status: SUBMITTED

[illegible]

Particulars 1	UACS CODE 2	Physical Targets					Physical Accomplishments					Variance as of December 31 2018 13	Remarks 14
		1st Quarter 3	2nd Quarter 4	3rd Quarter 5	4th Quarter 6	Total 7=(3+4+5+6)	1st Quarter 8	2nd Quarter 9	3rd Quarter 10	4th Quarter 11	Total 12=(8+9+10+11)		
Output Indicators													
1. Percentage of graduate students enrolled in research degree programs						98%			100%		100%		
2. Percentage of accredited graduate programs						40% (17/42)							
RESEARCH PROGRAM	320200000000000												
Outcome Indicator													
1. Number of research outputs in the last three years utilized by the industry or by other beneficiaries													
Output Indicators													
1. Number of research outputs completed within the year						66		20	16	32	68		
2. Percentage of research outputs published in internationally-refereed or CHED recognized journal within the year						52%		29%	6%	11.40%	46.40%		
OO : Community engagement increased PROGRAM	330100000000000												
Outcome Indicator													
1. Number of active partnerships with LGUs, industries, NGOs, NGAs, SMEs, and other stakeholders as a result of extension activities						38		10	11	11	32		
Output Indicators													
1. Number of trainees weighted by the length of training						1100			1777	300	2077		
2. Number of extension programs organized and supported consistent with the SUC's mandated and priority programs						38		17	18	6	41		
3. Percentage of beneficiaries who rate the training course/s and advisory services as satisfactory or higher in terms of quality and relevance						100 (10/10)			100%		100%		


Prepared By:


ROSEMARIEVIC V. DIAZ, Ph.D.
 Vice President for Research, Planning and Quality Assurance

In coordination with:


HARRY C. PULZANGA, CPA
 Director, Financial Management Services

Approved By:


MA. ANTOINETTE C. MONTEALEGRE, D.A.
 Officer-in-Charge, Office of the President