

STATEMENT OF APPROVED BUDGET, UTILIZATIONS, DISBURSEMENTS AND BALANCES
As of December 31, 2018

Department: State Universities and Colleges (SUCs)

Agency: Philippine Normal University

Operating Unit: N/A

Organization Code (UACS): 080030000000

Report Status: SUBMITTED

PARTICULARS	UACS CODE	APPROVED BUDGET			BUDGET UTILIZATION				
		Approved Budgeted Revenue	Adjustments (Additions, Reduction, Realignment)	Adjusted Budgeted Revenue	1st Quarter Ending March 31	2nd Quarter Ending June 30	3rd Quarter Ending Sept. 30	4th Quarter Ending Dec. 31	Total
1	2	3	4	5=[3+(-)4]	6	7	8	9	10=(6+7+8+9)
I. Agency Approved Budget									
Internally Generated Income	5206441	167,248,153.20	24,834,987.60	192,083,140.80			66,698,844.44	70,469,249.97	137,168,094.41
General Administration and Support	1000000000000000	39,074,058.69	25,339,466.00	64,413,524.69			20,376,393.00	34,238,229.80	54,614,622.80
General Management	100000100001000	39,074,058.69	25,339,466.00	64,413,524.69			20,376,393.00	34,238,229.80	54,614,622.80
PS		1,700,000.00	-200,000.00	1,500,000.00			1,140,218.40	291,528.00	1,431,746.40
MOOE		28,340,654.09	20,539,446.00	48,880,100.09			16,906,208.12	25,717,151.80	42,623,359.92
CO		9,033,404.60	5,000,020.00	14,033,424.60			2,329,966.48	8,229,550.00	10,559,516.48
Support to Operations	2000000000000000	37,420,622.86	3,327,021.60	40,747,644.46			9,099,077.30	17,164,431.10	26,263,508.40
Auxiliary	200000100001000	37,420,622.86	3,327,021.60	40,747,644.46			9,099,077.30	17,164,431.10	26,263,508.40
PS		6,698,211.74	-5,753,042.38	945,169.36			482,863.00		482,863.00
MOOE		27,359,212.33	12,434,452.77	39,793,665.10			8,616,214.30	17,164,431.10	25,780,645.40
CO		3,363,198.79	-3,354,388.79	8,810.00					
Operations	3000000000000000	90,753,471.65	-3,831,500.00	86,921,971.65			37,223,374.14	19,066,589.07	56,289,963.21
OO : Relevant and quality tertiary education ensured to achieve inclusive growth and access of deserving but poor students to quality tertiary education increased	3100000000000000	66,006,401.01	-3,831,500.00	62,174,901.01			28,242,123.65	16,458,142.54	44,700,266.19
HIGHER EDUCATION PROGRAM	3101000000000000	66,006,401.01	-3,831,500.00	62,174,901.01			28,242,123.65	16,458,142.54	44,700,266.19
Provision of Higher Education Services	310100100001000	66,006,401.01	-3,831,500.00	62,174,901.01			28,242,123.65	16,458,142.54	44,700,266.19
PS		585,530.00		585,530.00			562,000.00		562,000.00
MOOE		39,360,112.81	4,267,941.10	43,628,053.91			22,414,069.58	9,992,062.23	32,406,131.81
CO		26,060,758.20	-8,099,441.10	17,961,317.10			5,266,054.07	6,466,080.31	11,732,134.38
OO : Higher education research improved to promote economic productivity and innovation	3200000000000000	21,316,624.83		21,316,624.83			8,330,759.44	2,060,074.58	10,390,834.02
ADVANCED EDUCATION PROGRAM	3201000000000000	5,062,703.41		5,062,703.41			1,681,888.77	344,486.98	2,026,375.75
Provision of Advanced Education	320100100001000	5,062,703.41		5,062,703.41			1,681,888.77	344,486.98	2,026,375.75
PS		1,155,481.53		1,155,481.53			133,971.49	7,947.73	141,919.22
MOOE		3,810,471.88		3,810,471.88			1,469,501.28	318,205.25	1,787,706.53
CO		96,750.00		96,750.00			78,416.00	18,334.00	96,750.00

Department: State Universities and Colleges (SUCs)

Agency: Philippine Normal University

Operating Unit: N/A

Organization Code (UACS): 080030000000

Report Status: PENDING

PARTICULARS	UACS CODE	DISBURSEMENTS					BALANCES		
		1st Quarter Ending March 31	2nd Quarter Ending June 30	3rd Quarter Ending Sept. 30	4th Quarter Ending Dec. 31	Total	Unutilized Budget	Unpaid Utilizations	
								Due and Demandable / Accounts Payable	Not Yet Due and Demandable
1	2	11	12	13	14	15=(11+12+13+14)	16=(5-10)	17	18
I. Agency Approved Budget									
Internally Generated Income	5206441			57,840,810.65	56,822,142.01	114,662,952.66	54,915,046.39		22,505,141.75
General Administration and Support	1000000000000000			20,345,152.76	23,697,877.99	44,043,030.75	9,798,901.89		10,571,592.05
General Management	100000100001000			20,345,152.76	23,697,877.99	44,043,030.75	9,798,901.89		10,571,592.05
PS				1,140,218.40	212,815.44	1,353,033.84	68,253.60		78,712.56
MOOE				16,884,567.88	23,485,062.55	40,369,630.43	6,256,740.17		2,253,729.49
CO				2,320,366.48		2,320,366.48	3,473,908.12		8,239,150.00
Support to Operations	2000000000000000			7,569,258.15	16,946,050.25	24,515,308.40	14,484,136.06		1,748,200.00
Auxiliary	200000100001000			7,569,258.15	16,946,050.25	24,515,308.40	14,484,136.06		1,748,200.00
PS				478,863.00		478,863.00	462,306.36		4,000.00
MOOE				7,090,395.15	16,946,050.25	24,036,445.40	14,013,019.70		1,744,200.00
CO							8,810.00		
Operations	3000000000000000			29,926,399.74	16,178,213.77	46,104,613.51	30,632,008.44		10,185,349.70
OO : Relevant and quality tertiary education ensured to achieve inclusive growth and access of deserving but poor students to quality tertiary education increased	3100000000000000			21,952,729.65	12,883,935.08	34,836,664.73	17,474,634.82		9,863,601.46
HIGHER EDUCATION PROGRAM	3101000000000000			21,952,729.65	12,883,935.08	34,836,664.73	17,474,634.82		9,863,601.46
Provision of Higher Education Services	310100100001000			21,952,729.65	12,883,935.08	34,836,664.73	17,474,634.82		9,863,601.46
PS				562,000.00		562,000.00	23,530.00		
MOOE				19,990,055.98	10,213,170.60	30,203,226.58	11,221,922.10		2,202,905.23
CO				1,400,673.67	2,670,764.48	4,071,438.15	6,229,182.72		7,660,696.23
OO : Higher education research improved to promote economic productivity and innovation	3200000000000000			7,323,179.04	2,781,801.74	10,104,980.78	10,925,790.81		285,853.24
ADVANCED EDUCATION PROGRAM	3201000000000000			1,453,807.17	520,182.58	1,973,989.75	3,036,327.66		52,386.00
Provision of Advanced Education	320100100001000			1,453,807.17	520,182.58	1,973,989.75	3,036,327.66		52,386.00
PS				133,971.49	7,947.73	141,919.22	1,013,562.31		
MOOE				1,319,835.68	451,379.85	1,771,215.53	2,022,765.35		16,491.00
CO					60,855.00	60,855.00			35,895.00

PARTICULARS	UACS CODE	APPROVED BUDGET			BUDGET UTILIZATION				
		Approved Budgeted Revenue	Adjustments (Additions, Reduction, Realignment)	Adjusted Budgeted Revenue	1st Quarter Ending March 31	2nd Quarter Ending June 30	3rd Quarter Ending Sept. 30	4th Quarter Ending Dec. 31	Total
1	2	3	4	5=[3+(-)4]	6	7	8	9	10=(6+7+8+9)
RESEARCH PROGRAM	320200000000000	16,253,921.42		16,253,921.42			6,648,870.67	1,715,587.60	8,364,458.27
Conduct of Research	320200100001000	16,253,921.42		16,253,921.42			6,648,870.67	1,715,587.60	8,364,458.27
PS		3,167,005.00		3,167,005.00			40,000.00		40,000.00
MOOE		13,086,916.42		13,086,916.42			6,608,870.67	1,715,587.60	8,324,458.27
OO : Community engagement increased TECHNICAL ADVISORY EXTENSION PROGRAM	330000000000000	3,430,445.81		3,430,445.81			650,491.05	548,371.95	1,198,863.00
Provision of Extension	330100000000000	3,430,445.81		3,430,445.81			650,491.05	548,371.95	1,198,863.00
PS		92,633.87		92,633.87					
MOOE		3,337,811.94		3,337,811.94			650,491.05	548,371.95	1,198,863.00
GRAND TOTAL		167,248,153.20	24,834,987.60	192,083,140.80			66,698,844.44	70,469,249.97	137,168,094.41
PS		13,398,862.14	-5,953,042.38	7,445,819.76			2,359,052.89	299,475.73	2,658,528.62
MOOE		115,295,179.47	37,241,839.87	152,537,019.34			56,665,355.00	55,455,809.93	112,121,164.93
Fin Ex									
CO		38,554,111.59	-6,453,809.89	32,100,301.70			7,674,436.55	14,713,964.31	22,388,400.86

PARTICULARS	UACS CODE	DISBURSEMENTS					BALANCES		
		1st Quarter Ending March 31	2nd Quarter Ending June 30	3rd Quarter Ending Sept. 30	4th Quarter Ending Dec. 31	Total	Unutilized Budget	Unpaid Utilizations	
								Due and Demandable / Accounts Payable	Not Yet Due and Demandable
1	2	11	12	13	14	15=(11+12+13+14)	16=(5-10)	17	18
RESEARCH PROGRAM	3202000000000000			5,869,371.87	2,261,619.16	8,130,991.03	7,889,463.15		233,467.24
Conduct of Research	320200100001000			5,869,371.87	2,261,619.16	8,130,991.03	7,889,463.15		233,467.24
PS				40,000.00		40,000.00	3,127,005.00		
MOOE				5,829,371.87	2,261,619.16	8,090,991.03	4,762,458.15		233,467.24
OO : Community engagement increased	3300000000000000			650,491.05	512,476.95	1,162,968.00	2,231,582.81		35,895.00
TECHNICAL ADVISORY EXTENSION PROGRAM	3301000000000000			650,491.05	512,476.95	1,162,968.00	2,231,582.81		35,895.00
Provision of Extension	330100100001000			650,491.05	512,476.95	1,162,968.00	2,231,582.81		35,895.00
PS							92,633.87		
MOOE				650,491.05	512,476.95	1,162,968.00	2,138,948.94		35,895.00
GRAND TOTAL				57,840,810.65	56,822,142.01	114,662,952.66	54,915,046.39		22,505,141.75
PS				2,355,052.89	220,763.17	2,575,816.06	4,787,291.14		82,712.56
MOOE				51,764,717.61	53,869,759.36	105,634,476.97	40,415,854.41		6,486,687.96
Fin Ex									
CO				3,721,040.15	2,731,619.48	6,452,659.63	9,711,900.84		15,935,741.23

Certified Correct:

HARRY P. MUNGANA, CPA
Director, Financial Management Services &
Concurrent Head, Budget & Resource Planning Unit

Certified Correct:

RONNIE B. PAGAN
Chief Accountant

Recommended By:

BERT TUGA, Ph.D.
Vice President for Finance and Administration

Approved By:

MA. ANTOINETTE C. MONTEALEGRE, D.A.
Officer-in-Charge, Office of the President

This report was generated using the Unified Reporting System on 17/01/2019 12:42

STATEMENT OF APPROVED BUDGET, UTILIZATIONS, DISBURSEMENTS AND BALANCES
As of December 31, 2018

FAR No. 2


Department: State Universities and Colleges (SUCs)
Agency: Philippine Normal University
Operating Unit: N/A
Organization Code (UACS): 080030000000
Fund Cluster: 07 - Trust Fund
Report Status: SUBMITTED

PARTICULARS	UACS CODE	APPROVED BUDGET			BUDGET UTILIZATION				
		Approved Budgeted Revenue	Adjustments (Additions, Reduction, Realignment)	Adjusted Budgeted Revenue	1st Quarter Ending March 31	2nd Quarter Ending June 30	3rd Quarter Ending Sept. 30	4th Quarter Ending Dec. 31	Total
1	2	3	4	5=[3+(-)4]	6	7	8	9	10=[6+7+8+9]
I. Agency Approved Budget									
Inter	7308601	107,078,425.07	22,120,907.33	129,199,332.40			44,546,683.81	30,686,576.97	75,233,260.78
Operations	3000000000000000	107,078,425.07	22,120,907.33	129,199,332.40			44,546,683.81	30,686,576.97	75,233,260.78
OO : Relevant and quality tertiary education ensured to achieve inclusive growth and access of deserving but poor students to quality tertiary education increased	3100000000000000	30,621,815.19	2,321,350.00	32,943,165.19			9,099,507.07	7,221,511.79	16,321,018.86
HIGHER EDUCATION PROGRAM	3101000000000000	30,621,815.19	2,321,350.00	32,943,165.19			9,099,507.07	7,221,511.79	16,321,018.86
Provision of Higher Education	3101001000010000	30,621,815.19	2,321,350.00	32,943,165.19			9,099,507.07	7,221,511.79	16,321,018.86
PS		3,420,680.48	4,717,000.00	8,137,680.48			3,420,680.48	2,009,000.00	5,429,680.48
MOOE		27,201,134.71	-2,395,650.00	24,805,484.71			5,678,826.59	5,212,511.79	10,891,338.38
OO : Higher education research improved to promote economic productivity and innovation	3200000000000000	76,064,413.01	19,799,557.33	95,863,970.34			35,415,176.74	23,444,136.18	58,859,312.92
ADVANCED EDUCATION	3201000000000000	36,412,120.46	397,524.08	36,809,644.54			12,939,167.60	10,197,279.96	23,136,447.56
Provision of Advanced Education	3201001000010000	36,412,120.46	397,524.08	36,809,644.54			12,939,167.60	10,197,279.96	23,136,447.56
PS		5,717,800.00	5,821,744.10	11,539,544.10			5,717,800.00	541,359.00	6,259,159.00
MOOE		30,694,320.46	-5,424,220.02	25,270,100.44			7,221,367.60	9,655,920.96	16,877,288.56
RESEARCH PROGRAM	3202000000000000	39,652,292.55	19,402,033.25	59,054,325.80			22,476,009.14	13,246,856.22	35,722,865.36
Conduct of	3202001000010000	39,652,292.55	19,402,033.25	59,054,325.80			22,476,009.14	13,246,856.22	35,722,865.36
PS		6,505,257.60	16,433,542.40	22,938,800.00			6,505,257.60	6,218,980.30	12,724,237.90
MOOE		27,999,103.04	2,297,362.76	30,296,465.80			10,822,819.53	6,709,069.92	17,531,889.55
CO		5,147,931.91	671,128.09	5,819,060.00			5,147,931.91	318,806.00	5,466,737.91
OO : Community engagement increased	3300000000000000	392,196.87		392,196.87			32,000.00	20,929.00	52,929.00
TECHNICAL ADVISORY EXTENSION PROGRAM	3301000000000000	392,196.87		392,196.87			32,000.00	20,929.00	52,929.00
Provision of	3301001000010000	392,196.87		392,196.87			32,000.00	20,929.00	52,929.00
PS			260,700.00	260,700.00			32,000.00	20,929.00	52,929.00
MOOE		392,196.87	-260,700.00	131,496.87			32,000.00	20,929.00	52,929.00
GRAND TOTAL		107,078,425.07	22,120,907.33	129,199,332.40			44,546,683.81	30,686,576.97	75,233,260.78
PS		15,643,738.08	27,232,986.50	42,876,724.58			15,643,738.08	8,769,339.30	24,413,077.38
MOOE		86,286,755.08	-5,783,207.26	80,503,547.82			23,755,013.82	21,598,431.67	45,353,445.49
Fin Ex									
CO		5,147,931.91	671,128.09	5,819,060.00			5,147,931.91	318,806.00	5,466,737.91


Department: State Universities and Colleges (SUCs)
 Agency: Philippine Normal University
 Operating Unit: N/A
 Organization Code (UACS): 080030000000
 Fund Cluster: 07 - Trust Fund
 Report Status: SUBMITTED

PARTICULARS 1	UACS CODE 2	DISBURSEMENTS					BALANCES		
		1st Quarter Ending March 31 11	2nd Quarter Ending June 30 12	3rd Quarter Ending Sept. 30 13	4th Quarter Ending Dec. 31 14	Total 15=(11+12+13+14)	Unutilized Budget 16=(5-10)	Unpaid Utilizations	
								Due and Demandable / Accounts Payable 17	Not Yet Due and Demandable 18
I. Agency Approved Budget									
Inter	7308601			37,293,841.20	30,413,139.10	67,706,980.30	53,966,071.62		7,526,280.48
Operations	3000000000000000			37,293,841.20	30,413,139.10	67,706,980.30	53,966,071.62		7,526,280.48
OO : Relevant and quality tertiary education ensured to achieve inclusive growth and access of deserving but poor students to quality tertiary education increased	3100000000000000			7,871,514.56	7,402,564.30	15,274,078.86	16,622,146.33		1,046,940.00
HIGHER EDUCATION PROGRAM	3101000000000000			7,871,514.56	7,402,564.30	15,274,078.86	16,622,146.33		1,046,940.00
Provision of Higher Education PS	310100100001000			7,871,514.56	7,402,564.30	15,274,078.86	16,622,146.33		1,046,940.00
MOOE				3,420,680.48	1,897,000.00	5,317,680.48	2,708,000.00		112,000.00
OO : Higher education research improved to promote economic productivity and innovation	3200000000000000			4,450,834.08	5,505,564.30	9,956,398.38	13,914,146.33		934,940.00
ADVANCED EDUCATION	3201000000000000			29,422,326.64	22,957,645.80	52,379,972.44	37,004,657.42		6,479,340.48
Provision of Advan PS	320100100001000			12,922,967.60	4,568,380.68	17,491,348.28	13,673,196.98		5,645,099.28
MOOE				12,922,967.60	4,568,380.68	17,491,348.28	13,673,196.98		5,645,099.28
RESEARCH PROGRAM	3202000000000000			5,717,800.00	193,359.00	5,911,159.00	5,280,385.10		348,000.00
Conduct of PS	320200100001000			7,205,167.60	4,375,021.68	11,580,189.28	8,392,811.88		5,297,099.28
MOOE				16,499,359.04	18,389,265.12	34,888,624.16	23,331,460.44		834,241.20
CO				16,499,359.04	18,389,265.12	34,888,624.16	23,331,460.44		834,241.20
OO : Community engagement increased	3300000000000000			6,505,257.60	6,014,419.80	12,519,677.40	10,214,562.10		204,560.50
TECHNICAL ADVISORY EXTENSION PROGRAM	3301000000000000			8,983,596.53	7,929,112.32	16,912,708.85	12,764,576.25		619,180.70
Provision of PS	330100100001000			1,010,504.91	4,445,733.00	5,456,237.91	352,322.09		10,500.00
MOOE					52,929.00	52,929.00	339,267.87		
					52,929.00	52,929.00	339,267.87		
					52,929.00	52,929.00	260,700.00		
					52,929.00	52,929.00	78,567.87		
GRAND TOTAL				37,293,841.20	30,413,139.10	67,706,980.30	53,966,071.62		7,526,280.48
PS				15,643,738.08	8,104,778.80	23,748,516.88	18,463,647.20		664,560.50
MOOE				20,639,598.21	17,862,627.30	38,502,225.51	35,150,102.33		6,851,219.98
Fin Ex									
CO				1,010,504.91	4,445,733.00	5,456,237.91	352,322.09		10,500.00

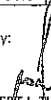
Certified Correct:


 HARRY J. TULIGANGA, CPA
 Director, Financial Management Services &
 Concurrent Head, Budget & Resource Planning
 Unit

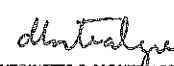
Certified Correct:


 BONNIE B. PAGAL
 Chief Accountant

Recommended By:


 BERT J. TUGA, Ph.D.
 Vice President for Finance and Administration

Approved By:


 MA. ANTOINETTE C. MONTELEGRE, D.A.
 Officer-in-Charge, Office of the President