

**COMMISSION ON HIGHER EDUCATION
DEPARTMENT OF BUDGET AND MANAGEMENT
PHILIPPINE ASSOCIATION OF STATE UNIVERSITIES AND COLLEGES
DEPARTMENT OF SOCIAL WELFARE AND DEVELOPMENT
DEPARTMENT OF LABOR AND EMPLOYMENT**



Joint Memorandum Circular No. 2014-1

February 3, 2014

TO : STATE UNIVERSITIES AND COLLEGES (SUCs)
COMMISSION ON HIGHER EDUCATION (CHED)
DEPARTMENT OF BUDGET AND MANAGEMENT (DBM)
DEPARTMENT OF SOCIAL WELFARE AND DEVELOPMENT (DSWD)
DEPARTMENT OF LABOR AND EMPLOYMENT (DOLE)

SUBJECT : GUIDELINES ON THE IMPLEMENTATION OF EXPANDED STUDENTS' GRANTS-IN-AID PROGRAM FOR POVERTY ALLEVIATION

1.0 Rationale

In consonance with the provision in Article XIV, Section 1 of the Philippine Constitution "to protect and promote the right of all citizens to quality education at all levels and shall take appropriate steps to make such education accessible to all" and Article XIV, Section 2 (3) "to establish and maintain a system of scholarship, grants, student loan programs, subsidies, and other incentives which shall be available to deserving students in both public and private schools, especially to the underprivileged", the Commission on Higher Education (CHED) has been tasked to formulate guidelines to ensure that the abovementioned provisions are met.

Two Billion Five Hundred Million Pesos (2,500,000,000.00) shall be used for tertiary education of poor but deserving students belonging to indigent household under the National Household Targeting System for Poverty Reduction (NHTS-PR) identified by the Department of Social Welfare and Development (DSWD) or informal sector families. Potential student-grantees shall be enrolled in State Universities and Colleges (SUCs) in course offerings aligned with the priorities of the government.

2.0 Program Title and Coverage

The financial assistance shall be known as the Expanded Students' Grants-In-Aid Program for Poverty Alleviation (ESGP-PA).

Grantees of this program are poor but deserving students giving priority to Pantawid Pamilya beneficiaries qualified to enroll in selected SUCs to take up priority programs of CHED and other course offerings aligned with the government key growth areas-per CMO No. 1, s. 2014 "CHED Priority Courses for AY 2014-2015 to AY 2017-2018."

Breakdown of slots will be as follows:

New student-grantees for AY 2014-2015	-	36,412
On-going student-grantees who started on AY 2012-2013	-	4,041
Total	-	40,453

3.0 Purpose

ESGP-PA aims to contribute to the National Government's thrusts in effectively addressing poverty alleviation by increasing the number of graduates in higher education among poor households and to get these graduates employed in high-value added occupations in order to lift their families out of poverty and contribute to national development.

ESGP-PA shall be implemented by the Commission on Higher Education, Department of Budget and Management (DBM), Philippine Association of State Universities and Colleges (PASUC), Department of Social Welfare and Development (DSWD) and Department of Labor and Employment (DOLE), as a long term instrument and commitment to break the vicious poverty cycle afflicting the poor but deserving Filipino youth and their families.

4.0 Funding

For the funding requirement of the ESGP-PA, DBM shall release directly to the SUCs the amount of Two Billion Five Hundred Million Pesos (2,500,000,000.00) for the student-grantees and activities of the program for AY 2014-2015. The allocation of per SUC as indicated under "Higher Education Services" is summarized in Annex A

5.0 Financial benefits

A student-grantee shall be entitled to a maximum of Sixty Thousand Pesos (Php60,000.00) as grant per academic year or Thirty Thousand (Php30,000.00) as grant per semester. The grant is intended to cover the costs for tuition and other school fees, academic and extracurricular expenses, purchase of text books, board and lodging, transportation, clothing, admission/entrance fees, health and other valid related education expenses and support services to complete the student-grantee's degree program.

Particulars	Unit Cost (Php)	Total Cost/Year (Php)
1. Tuition, other school fees (based on national average tuition fees of SUCs) and academic and extracurricular expenses	10,000.00/semester	20,000.00
2. Textbook/other learning materials	2,500.00/semester	5,000.00
3. Stipend (to include food, lodging, clothing, transportation, health / medical needs, basic school supplies and other related costs)	3,500.00/mos x 10mos	35,000.00
Total		60,000.00

6.0 Administrative and Miscellaneous Cost

Three percent (3%) Administrative and Miscellaneous Cost (AMC) for SUCs shall cover activities such as: monitoring, office supplies and materials, hiring of project technical staff/s or job order, communication, transportation/travel, Information Technology (IT) equipment, remedial/mentoring program and meetings/orientations/general assembly.

7.0 Participating SUCs

7.1 Existing SGP-PA SUCs - All the thirty five (35) SUCs in the on-going SGP-PA program will automatically become ESGP-PA participating SUCs.

7.2 Additional SUCs – was determined based on the hereunder procedure:

7.2.1 Step 1 - Regional allocation will be proportionally distributed using the actual count of total potential student-grantees of DSWD

7.2.2 Step 2 - After the regional allocation is determined, distribution of allocation per SUC will be computed using the parameters below:

	Parameter	Weight
1	Availability of CHED Priority Courses and other offerings aligned with the government key growth areas (e.g. semiconductor and electronics, business process outsourcing, tourism, agriculture and fisheries, general infrastructure and other priority manufacturing industries)	70%
2	Programs should be at least Level I Accredited Level II Accredited Program – 70% Level I Accredited Program – 30%	30%

8.0 Responsibilities of Implementers

8.1 CHED

- 8.1.1 Monitors the implementation of the program in coordination with the DSWD;
- 8.1.2 Convenes regular meetings of the National ESGP-PA Committee;
- 8.1.3 Organizes cluster re-orientation, general assembly and other related activities for implementers and selected student-grantees;
- 8.1.4 Provides program advocacy and other relevant activities for the student-grantees in coordination with DSWD and SUCs;
- 8.1.5 Decides on operational and administrative concerns which need immediate actions whenever necessary;
- 8.1.6 Maintains a database of ESGP-PA student-grantees; and
- 8.1.7 Ensures the list of ESGP-PA student-grantees is posted in the official website of the CHED.

8.2 DSWD

- 8.2.1 Identifies potential student-grantee from among Pantawid Pamilya Households subject however to the limit of one (1) student-grantee per household;
- 8.2.2 Submits proposed regional targets of potential student-grantees for AY 2014-2015;
- 8.2.3 Validates potential student-grantees and confirm for eligibility, willingness and interest to pursue Higher Education under the ESGP-PA;
- 8.2.4 Submits the list of names of validated potential student-grantees to SUCs for admission process and Regional ESGP-PA Committee (RSC) and National ESGP-PA Committee (NSC) for reference;

- 8.2.5 Coordinates the provision of the necessary interventions for the student-grantee and family at the local level; and
- 8.2.6 Co-monitors the implementation of the program.
- 8.3 DBM
 - 8.3.1 Releases the allotment comprehensively direct to the SUCs; and
 - 8.3.2 Release Notice of Cash Allocation (NCA) based on SUC request supported by list of actual student grantees confirmed by RSC
- 8.4 SUCs
 - 8.4.1 Create a Project Management Office (PMO) who will oversee the operation and implementation of the program for the school. The PMO shall be composed of:
 - 8.4.1.1 Vice President for Academic Affairs - Chair
 - 8.4.1.2 Guidance Counselor - Member
 - 8.4.1.3 ESGP-PA Coordinator (a school personnel with permanent employment status) - Member
 - 8.4.1.4 Project Technical Staff (contractual personnel who will assist on a full-time basis in the technical and administrative functions of the program) - Member
 - 8.4.2 Assist the DSWD in the validation of potential student-grantees;
 - 8.4.3 Administer flexible admission policies at no cost to students;
 - 8.4.4 Orient ESGP-PA student-grantees and their parents/guardians on the policies and guidelines and other requirements of the program;
 - 8.4.5 Provide for appropriate accommodation such as dormitories or accredited boarding houses;
 - 8.4.6 Organize and/or enhance values formation, and career guidance to student-grantees and their families or parents;
 - 8.4.7 Provide guidance counseling services;
 - 8.4.8 Institute as needed a bridging program to provide remedial/mentoring program to cater to the special needs of the student-grantees. Bridging program should be planned and carried to cater the needs of the student-grantees.;
 - 8.4.9 Monitor and report the academic performance of the student-grantees at the end of each Academic Year until graduation;
 - 8.4.10 Inform the RSC about any student-grantee who drops out due to meritorious reason/s and of possible replacement who may avail of the program, on a case to case basis as may be determined by RSC but in no case shall be not longer than a semester copy furnished the NSC;
 - 8.4.11 Submit to RSC the actual qualified grantees as basis for the release of NCA;
 - 8.4.12 Receive the financial benefits from the DBM for disbursement to the student-grantees based on their entitlements under this program;
 - 8.4.13 Encourage each student-grantee to open an Automated Teller Machine (ATM) Savings Account with the LBP or DBP;
 - 8.4.14 Maintain a separate book of account for the program;
 - 8.4.15 Facilitate the timely monthly release of financial benefits to the student-grantees;
 - 8.4.16 Help manage stipend received by the student-grantees;
 - 8.4.17 Maintain database of ESGP-PA student-grantees; and

- 8.4.18 Submit either in printed form or by way of electronic document, to the DBM, copy furnished the House Committee on Appropriation, Senate Committee on Finance, RSC and NSC quarterly reports on the financial and physical accomplishments of the program, including the list of student-grantees. Ensure that the said quarterly reports and list of student-grantees are likewise posted in the official website of the SUC.

8.5 DOLE

- 8.5.1 Informs and regularly updates the partner agencies and orient recipients on the development and availability of high-value added jobs;
- 8.5.2 Provides family support livelihood opportunity;
- 8.5.3 Coordinates job placement in partnership with the industries, LGUs and civil societies in preparing recipients for placement assistance towards high-value added jobs; and
- 8.5.4 Reports to the NSC interventions on family support livelihood programs.

9.0 Implementing Committees

- 9.1 The National ESGP-PA Committee (NSC) is hereby created. The composition of the NCS is as follows:

Chair	-	Chairperson, CHED
Members	-	Secretary, DBM
		Secretary, DSWD
		President, PASUC
		Secretary, DOLE
Secretariat	-	CHED, DSWD and DOLE

- 9.2 The Role of the NSC are as follows:

- 9.2.1 Oversees the operation and implementation of the program;
- 9.2.2 Enhances the policies that will ensure that the services provided for by the program shall serve the target student-grantees;
- 9.2.3 Orient SUCs on the implementation of the program;
- 9.2.4 Reallocates unfilled slots to other equally deserving student-grantees as recommended by the RSC.
- 9.2.5 Decides on appeals, grievances, complaints, request for additional slots; and
- 9.2.6 Monitors and evaluate the administration and implementation of the program.

- 9.3 The Regional ESGP-PA Committee (RSC) is also hereby created. The composition of the RSC is as follows:

Chair	-	Director, CHED Regional Office
Members	-	Director, DBM Regional Office
		Presidents/Heads, SUCs
		Director, DSWD Regional Office
		Director, DOLE Regional Office

9.4 The Role of the RSCs are as follows:

- 9.4.1 Convene regular quarterly meetings. Special meetings may be called as the need arises;
- 9.4.2 Confirm the actual list of qualified grantees submitted by SUCs;
- 9.4.3 Discuss/threshes-out issues with the concerned SUCs; and
- 9.4.4 Recommend to NSC whatever necessary measures to improve the efficient and effective handling of the program.

9.5 The concerned agencies shall appoint permanent representative/s to the NSC/RSC.

10.0 Timelines to be Observed

No.	Activities	Responsible Agency/ies	Schedule
1.	Validate potential grantees and confirm for eligibility, willingness and interest to pursue higher education under the ESGP-PA	DSWD	Oct. - Nov. 2013
2.	Submit the list of names of validated potential student-grantees broken down according to the agreed regional allocation to SUCs for admission process and Regional ESGP-PA Committee (RSC) and National ESGP-PA Committee (NSC) for reference	DSWD	Dec. 2013
3.	Conduct orientation on the approved ESGP-PA Implementing Guidelines to stake holders	CHED, DBM, PASUC, DSWD, DOLE	Dec. 2013
4.	Administer admission examination	SUC	Jan. 2014
5.	Releases the allotment comprehensively direct to the SUCs	DBM	Jan. 2, 2014
6.	Orient ESGP-PA student-grantees and their parents/guardians on the policies and guidelines and other requirements of the program	SUC	Feb. 2014
7.	Organize and/or enhance values formation, and career guidance to student-grantees and their families or parents	SUC	Feb. 2014
8.	Conduct of bridging program to provide remedial/mentoring program to cater to the special needs of the student-grantees by the ESGP-PA SUCs (as applicable)	SUC	Apr. - May 2014
9.	Release the NCA directly to the ESGP-PA SUCs based on the number of actual student-grantees First Semester Second Semester	DBM	May 2014 Sep. 2014

11.0 Transparency and Accountability

The agencies concerned shall adopt a strict policy on transparency and accountability in the disbursement of the funds and shall be governed by the existing laws.

12.0 Separability Clause


If any part or provision of this joint circular is declared void or unconstitutional by operation of law, rules and regulations the same shall apply only to that specific provision and the remaining clauses/provisions shall remain valid and enforceable.

13.0 Repealing Clause

All or other existing orders and memoranda which are contrary to, or inconsistent with any of the provisions of this Joint Circular will be deemed repealed or modified accordingly.


14.0 Effectivity

This Circular shall take effect immediately.


RICARDO E. ROTORAS

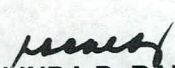
President

Philippine Association of State
Universities and Colleges


CORAZON "DINKY" JULIANO-SOLIMAN


Secretary

Department of Social Welfare and
Development


ROSALINDA D. BALDOZ

Secretary

Department of Labor and Employment


FLORENCIO B. ABAD

Secretary

Department of Budget and Management


PATRICIA B. LICUANAN

Chairperson

Commission on Higher Education



Slot Allocation and Funding Requirement for Expanded SGP-PA

Starting AY 2014-2015

As of January 16, 2014 (Based on GAA 2014)

No.	Region	SUC Name	Slots		Fund Requirement @P60,000.00 per grantee	3% AMC for HEIs	Target Fund Requirement Per SUC
			NEW (Grantees AY 2014-2015)	EXISTING (SGP-PA Grantees starting AY 2012-2013)			
1	NCR	1 Eulogio "Amang" Rodriguez Institute of Science & Technology	246		14,760,000	451,000	15,211,000
2	NCR	2 Philippine Normal University	303	62	21,900,000	643,000	22,543,000
3	NCR	3 Philippine State College of Aeronautics	35		2,100,000	82,000	2,182,000
4	NCR	4 University of the Philippines	616		36,960,000	1,097,000	38,057,000
5	NCR	5 Polytechnic University of the Philippines	407		24,420,000	729,000	25,149,000
6	NCR	6 Rizal Technological University	232		13,920,000	442,000	14,362,000
7	NCR	7 Marikina Polytechnic College	17		1,020,000	71,000	1,091,000
8	NCR	8 Technological University of the Philippines	329		19,740,000	622,000	20,362,000
			2,185	62	134,820,000	4,137,000	138,957,000
			-	-	-	-	-
9	01	1 Don Mariano Marcos Memorial State University	736	104	50,400,000	1,541,000	51,941,000
10	01	2 Ilocos Sur Polytechnic State College	207		12,420,000	367,000	12,787,000
11	01	3 Mariano Marcos State University	781	55	50,160,000	1,532,000	51,692,000
12	01	4 Pangasinan State University	288		17,280,000	536,000	17,816,000
13	01	5 North Luzon Philippines State College	85		5,100,000	172,000	5,272,000
14	01	6 University of Northern Philippines	247		14,820,000	451,000	15,271,000
			2,344	159	150,180,000	4,599,000	154,779,000
			-	-	-	-	-
15	CAR	1 Abra State Institute of Science and Technology	167	30	11,820,000	361,000	12,181,000
16	CAR	2 Apayao State College	30	16	2,760,000	88,000	2,848,000
17	CAR	3 Benguet State University	257	199	27,360,000	819,000	28,179,000
18	CAR	4 Ifugao State University	197	9	12,360,000	366,000	12,726,000
19	CAR	5 Kalinga Apayao State College	162	33	11,700,000	359,000	12,059,000
20	CAR	6 Mountain Province State Polytechnic College	167	12	10,740,000	350,000	11,090,000
			980	299	76,740,000	2,343,000	79,083,000
			-	-	-	-	-
21	02	1 Isabela State University	508	137	38,700,000	1,175,000	39,875,000
22	02	2 Cagayan State University	112		6,720,000	188,000	6,908,000
23	02	3 Batanes State College	76		4,560,000	167,000	4,727,000
24	02	4 Nueva Vizcaya State University	267	25	17,520,000	539,000	18,059,000
25	02	5 Quirino State University	31		1,860,000	79,000	1,939,000
			994	162	69,360,000	2,148,000	71,508,000
			-	-	-	-	-
26	03	1 Bataan Peninsula State University	223		13,380,000	376,000	13,756,000
27	03	2 Bulacan Agricultural State College	112		6,720,000	188,000	6,908,000
28	03	3 Bulacan State University	356		21,360,000	638,000	21,998,000
29	03	4 Central Luzon State University	353	94	26,820,000	814,000	27,634,000
30	03	5 Don Honorio Ventura Technological State University	55		3,300,000	94,000	3,394,000
31	03	6 Nueva Ecija University of Science and Technology	81		4,860,000	170,000	5,030,000
32	03	7 Ramon Magsaysay Technological University	110		6,600,000	187,000	6,787,000
33	03	8 Tarlac College of Agriculture	220		13,200,000	374,000	13,574,000
34	03	9 Tarlac State University	274		16,440,000	467,000	16,907,000
35	03	10 Aurora State College of Technology	111		6,660,000	188,000	6,848,000
36	03	11 Philippine Merchant Marine Academy	56		3,360,000	94,000	3,454,000
37	03	12 Pampanga Agricultural College	219		13,140,000	374,000	13,514,000
			2,170	94	135,840,000	3,964,000	139,804,000
			-	-	-	-	-
38	4A	1 Batangas State University	632		37,920,000	1,167,000	39,087,000
39	4A	2 Cavite State University	658	138	47,760,000	1,447,000	49,207,000
40	4A	3 Laguna State Polytechnic University	524		31,440,000	920,000	32,360,000
41	4A	4 Southern Luzon State University	628		37,680,000	1,165,000	38,845,000
42	4A	5 University of Rizal System	265		15,900,000	462,000	16,362,000
			2,707	138	170,700,000	5,161,000	175,861,000
			-	-	-	-	-
43	4B	1 Marinduque State College	281		16,860,000	532,000	17,392,000
44	4B	2 Mindoro State College of Agriculture and Technology	211	241	27,120,000	817,000	27,937,000
45	4B	3 Occidental Mindoro State College	266		15,960,000	463,000	16,423,000
46	4B	4 Palawan State University	226	97	19,380,000	557,000	19,937,000
47	4B	5 Romblon State University	466		27,960,000	825,000	28,785,000
48	4B	6 Western Philippines University	442	36	28,680,000	893,000	29,573,000
			1,892	374	135,960,000	4,087,000	140,047,000
			-	-	-	-	-

Slot Allocation and Funding Requirement for Expanded SGP-PA

Starting AY 2014-2015

As of January 16, 2014 (Based on GAA 2014)

No.	Region		SUC Name	Slots		Fund Requirement @P60,000.00 per grantee	3% AMC for HEIs	Target Fund Requirement Per SUC
				NEW (Grantees AY 2014- 2015)	EXISTING (SGP-PA Grantees starting AY 2012-2013)			
49	05	1	Bicol University	1,061	150	72,660,000	2,181,000	74,841,000
50	05	2	Camarines Norte State College	239	69	18,480,000	548,000	19,028,000
51	05	3	Catanduanes State University	303	50	21,180,000	636,000	21,816,000
52	05	4	Central Bicol State University of Agriculture	722	136	51,480,000	1,545,000	53,025,000
53	05	5	Dr. Emilio B. Espinosa Sr. Memorial State College of Agriculture and Technology	304		18,240,000	546,000	18,786,000
54	05	6	Partido State University	473		28,380,000	829,000	29,209,000
55	05	7	Camarines Sur Polytechnic College	623		37,380,000	1,101,000	38,481,000
56	05	8	Sorsogon State College	541		32,460,000	991,000	33,451,000
				4,266	405	280,260,000	8,377,000	288,637,000
				-	-	-	-	-
57	06	1	Aklan State University	333		19,980,000	624,000	20,604,000
58	06	2	Capiz State University	863		51,780,000	1,548,000	53,328,000
59	06	3	Carlos C. Hilado Memorial State College	119		7,140,000	193,000	7,333,000
60	06	4	Central Philippine State University	140		8,400,000	266,000	8,666,000
61	06	5	Guimaras State College	93		5,580,000	177,000	5,757,000
62	06	6	Iloilo State University of Science and Technology (Iloilo State College of Fisheries)	119		7,140,000	193,000	7,333,000
63	06	7	Northern Iloilo State University (Northern Iloilo Polytechnic State College)	273		16,380,000	467,000	16,847,000
64	06	8	Northern Negros State College of Science and Technology	234		14,040,000	443,000	14,483,000
65	06	9	University of Antique	119		7,140,000	193,000	7,333,000
66	06	10	West Visayas State University	527	246	46,380,000	1,373,000	47,753,000
67	06	11	Iloilo Science and Technology University (Western Visayas College of Science and Technology)	472		28,320,000	829,000	29,149,000
				3,292	246	212,280,000	6,306,000	218,586,000
				-	-	-	-	-
68	07	1	Bohol Island State University	693		41,580,000	1,264,000	42,844,000
69	07	2	Cebu Normal University	348	225	34,380,000	1,010,000	35,390,000
70	07	3	Cebu Technological University (Cebu State College of Science and Technology)	773		46,380,000	1,373,000	47,753,000
71	07	4	Negros Oriental State University	233	60	17,580,000	539,000	18,119,000
72	07	5	Siquijor State College	234		14,040,000	443,000	14,483,000
				2,281	285	153,960,000	4,629,000	158,589,000
				-	-	-	-	-
73	08	1	Eastern Samar State University	333		19,980,000	624,000	20,604,000
74	08	2	Eastern Visayas State University	219		13,140,000	374,000	13,514,000
75	08	3	Leyte Normal University	120	181	18,060,000	544,000	18,604,000
76	08	4	Naval State University (Naval Institute of Technology)	110		6,600,000	187,000	6,787,000
77	08	5	Northwest Samar State University	147		8,820,000	270,000	9,090,000
78	08	6	Palompon Institute of Technology	21		1,260,000	73,000	1,333,000
79	08	7	Samar State University	131		7,860,000	260,000	8,120,000
80	08	8	Southern Leyte State University	144		8,640,000	268,000	8,908,000
81	08	9	University of Eastern Philippines	380		22,800,000	713,000	23,513,000
82	08	10	Visayas State University	259	51	18,600,000	550,000	19,150,000
				1,864	232	125,760,000	3,863,000	129,623,000
				-	-	-	-	-
83	09	1	Jose Rizal Memorial State University	810		48,600,000	1,456,000	50,056,000
84	09	2	Western Mindanao State University	338	276	36,840,000	1,096,000	37,936,000
85	09	3	Zamboanga City State Polytechnic College	196		11,760,000	360,000	12,120,000
86	09	4	Josefina H. Ceriles State College	262		15,720,000	460,000	16,180,000
87	09	5	Zamboanga State College of Marine Sciences and Tech.	196		11,760,000	360,000	12,120,000
				1,802	276	124,680,000	3,732,000	128,412,000
				-	-	-	-	-
88	10	1	Bukidnon State University	231		13,860,000	442,000	14,302,000
89	10	2	Camiguin Polytechnic State College	127		7,620,000	197,000	7,817,000
90	10	3	Central Mindanao University	389	108	29,820,000	904,000	30,724,000
91	10	4	Mindanao University of Science and Technology	280	204	29,040,000	896,000	29,936,000
92	10	5	Northwestern Mindanao State College of Science and Technology	57		3,420,000	95,000	3,515,000
93	10	6	Mindanao State University-IIT	395		23,700,000	722,000	24,422,000
94	10	7	Misamis Oriental State College of Agriculture and Technology	227		13,620,000	379,000	13,999,000
				1,706	312	121,080,000	3,635,000	124,715,000
				-	-	-	-	-

Slot Allocation and Funding Requirement for Expanded SGP-PA

Starting AY 2014-2015

As of January 16, 2014 (Based on GAA 2014)

No.	Region		SUC Name	Slots		Fund Requirement @P60,000.00 per grantee	3% AMC for HEIs	Target Fund Requirement Per SUC
				NEW (Grantees AY 2014- 2015)	EXISTING (SGP-PA Grantees starting AY 2012-2013)			
95	11	1	Davao del Norte State College	223	204	25,620,000	741,000	26,361,000
96	11	2	Davao Oriental State College of Science and Technology	259	254	30,780,000	914,000	31,694,000
97	11	3	Southern Philippines Agriculture, Business, Marine and Aquatic Sch. of Tech.	235	123	21,480,000	639,000	22,119,000
98	11	4	University of Southeastern Philippines	677	53	43,800,000	1,286,000	45,086,000
				1,394	634	121,680,000	3,580,000	125,260,000
				-	-	-	-	-
99	12	1	Cotabato City State Polytechnic College	152		9,120,000	273,000	9,393,000
100	12	2	Cotabato Foundation College of Science and Technology	201		12,060,000	363,000	12,423,000
101	12	3	Sultan Kudarat State University	351		21,060,000	635,000	21,695,000
102	12	4	University of Southern Mindanao	496	213	42,540,000	1,274,000	43,814,000
				1,200	213	84,780,000	2,545,000	87,325,000
				-	-	-	-	-
103	CARAGA	1	Agusan Del Sur State College of Agriculture and Technology	594		35,640,000	1,084,000	36,724,000
104	CARAGA	2	Caraga State University	364	52	24,960,000	734,000	25,694,000
105	CARAGA	3	Surigao State College of Technology	419		25,140,000	736,000	25,876,000
106	CARAGA	4	Surigao Del Sur State University	582		34,920,000	1,016,000	35,936,000
				1,959	52	120,660,000	3,570,000	124,230,000
				-	-	-	-	-
107	ARMM	1	Mindanao State University	2,532	98	157,800,000	4,668,000	162,468,000
108	ARMM	2	Basilan State College	196		11,760,000	360,000	12,120,000
109	ARMM	3	Mindanao State University-Tawi Tawi College of Technology and Oceanography	154		9,240,000	274,000	9,514,000
110	ARMM	4	Adiong Memorial Polytechnic College	124		7,440,000	196,000	7,636,000
111	ARMM	5	Sulu State College	216		12,960,000	372,000	13,332,000
112	ARMM	6	Tawi Tawi Regional Agricultural College	154		9,240,000	274,000	9,514,000
				3,376	98	208,440,000	6,144,000	214,584,000
			Grand Total	36,412	4,041	2,427,180,000	72,820,000	2,500,000,000