


QUARTERLY REPORT OF INCOME
Consolidated Statement of Revenues
For the Quarter Ending March 31, FY 2014
(In Pesos)

BAR No. 3


Department: STATE UNIVERSITIES & COLLEGES
Agency/OU: Philippine Normal University

CLASSIFICATION/ SOURCES OF INCOME	Account Code	ACTUAL INCOME COLLECTION FOR THE QUARTER				CUMULATIVE INCOME COLLECTIONS TO DATE	CUMULATIVE INCOME DEPOSITED WITH BTR	REMARKS
		JANUARY	FEBRUARY	MARCH	TOTAL			
(1)	(2)	(3)	(4)	(4)	(6)=(3)+(4)+(5)	(7)	(8)	(9)
Registration Fees	606	7,750.00	8,150.00	11,350.00	27,250.00	27,250.00		
Athletic And Cultural Fees	612	6,490.00	2,045.00	43,540.00	52,075.00	52,075.00		
Clearance and Certification Fees	613	217,695.00	130,135.00	190,850.00	538,680.00	538,680.00		
Comprehensive Examination Fees	614	82,600.00	230,790.00	241,350.00	554,740.00	554,740.00		
Diploma and Graduation Fees	615	35,450.00	164,340.00	1,068,460.00	1,268,250.00	1,268,250.00		
Library Fees	618	28,438.00	27,872.00	40,209.00	96,519.00	96,519.00		
Medical, Dental and Laboratory Fees	619	18,150.00	10,260.00	27,010.00	55,420.00	55,420.00		
Transcript of Records Fees	624	168,260.00	182,300.00	682,760.00	1,033,320.00	1,033,320.00		
Other Service Income	628	110,055.00	132,781.70	638,714.73	881,551.43	881,551.43		
Fines and Penalties - Service Income	629	4,000.00	1,200.00	1,600.00	6,800.00	6,800.00		
Income from Canteen Operations	632	233,139.25	329,671.58	255,128.84	817,939.67	817,939.67		
Income from Communications Facilities	634	-	-	-	-	-		
Income from Dormitory Operations	635	399,335.00	281,180.00	564,280.00	1,244,795.00	1,244,795.00		
Printing and Publication Income	641	2,920.00	13,475.00	113,978.00	130,373.00	130,373.00		
Rent Income	642	166,280.00	235,500.00	320,597.53	722,377.53	722,377.53		
Tuition Fees	644	366,856.00	351,902.50	584,684.00	1,303,442.50	1,303,442.50		
Other Business Income	648	295,243.00	107,193.00	815,037.00	1,217,473.00	1,217,473.00		
Fines and Penalties - Service Income	649	-	-	-	-	-		
Dividend Income	661	-	-	-	-	-		
Interest Income	664	-	-	51,435.82	51,435.82	51,435.82		
Miscellaneous Income	678	30,425.50	71,943.50	114,132.00	216,501.00	216,501.00		
Other Fines and Penalties	679	-	-	1,107.00	1,107.00	1,107.00		
TOTAL		2,173,086.75	2,280,739.28	5,766,223.92	10,220,049.95	10,220,049.95		

Certified Correct:


BRENDA C. DELA CRUZ
OIC, Accountant III

Submitted by:


ESTER B. OGENA
Head of Agency or Authorized Representative

QUARTERLY REPORT OF INCOME
Consolidated Statement of Revenues
For the Quarter Ending June 30, FY 2014
(In Pesos)

BAR No. 3

Department: STATE UNIVERSITIES & COLLEGES
Agency/OU: Philippine Normal University - All Campuses

CLASSIFICATION/ SOURCES OF INCOME	Account Code	ACTUAL INCOME COLLECTION FOR THE QUARTER				CUMULATIVE INCOME COLLECTIONS TO DATE	CUMULATIVE INCOME DEPOSITED WITH BTR	REMARKS
		APRIL	MAY	JUNE	TOTAL			
(1)	(2)	(3)	(4)	(4)	(6)=(3)+(4)+(5)	(7)	(8)	(9)
Registration Fees	606	189,260.00	1,120,745.00	190,440.00	1,500,445.00	1,527,695.00		
Athletic And Cultural Fees	612	121,517.00	1,032,992.00	157,842.00	1,312,351.00	1,364,426.00		
Clearance and Certification Fees	613	132,005.00	191,690.00	130,265.00	453,960.00	992,640.00		
Comprehensive Examination Fees	614	270,700.00	73,240.50	15,050.00	358,990.50	913,730.50		
Diploma and Graduation Fees	615	89,350.00	89,600.00	27,500.00	206,450.00	1,474,700.00		
Library Fees	618	454,475.00	1,523,118.00	355,854.98	2,333,447.98	2,429,966.98		
Medical, Dental and Laboratory Fees	619	189,984.00	1,439,659.00	229,239.00	1,858,882.00	1,914,302.00		
Transcript of Records Fees	624	351,990.00	370,230.00	281,915.00	1,004,135.00	2,037,455.00		
Other Service Income	628	277,882.08	1,777,184.00	462,251.13	2,517,317.21	3,398,868.64		
Fines and Penalties - Service Income	629	35,400.00	600.00	113,260.00	149,260.00	156,060.00		
Income from Canteen Operations	632	2,450.00	59,471.25	19,117.11	81,038.36	898,978.03		
Income from Communications Facilities	634	-	-	-	-	-		
Income from Dormitory Operations	635	472,280.00	537,590.00	217,660.00	1,227,530.00	2,472,325.00		
Printing and Publication Income	641	27,463.00	3,000.00	1,700.00	32,163.00	162,536.00		
Rent Income	642	269,240.00	166,100.00	192,250.00	627,590.00	1,349,967.53		
Tuition Fees	644	3,250,541.00	9,652,362.00	2,476,406.01	15,379,309.01	16,682,751.51		
Other Business Income	648	605,061.50	2,331,517.00	721,084.00	3,657,662.50	4,875,135.50		
Fines and Penalties - Service Income	649	-	-	-	-	-		
Dividend Income	661	-	-	-	-	-		
Interest Income	664	-	-	-	-	51,435.82		
Miscellaneous Income	678	340,725.00	1,065,295.00	310,812.50	1,716,832.50	1,933,333.50		
Other Fines and Penalties	679	-	-	-	-	1,107.00		
TOTAL		7,080,323.58	21,434,393.75	5,902,646.73	34,417,364.06	44,637,414.01		

Certified Correct:

BRENDA C. DELA CRUZ
OIC, Accountant III

Submitted by:

ESTER B. OGENA
Head of Agency or Authorized Representative


QUARTERLY REPORT OF REVENUE AND OTHER RECEIPTS
As of the Quarter Ending September 30, 2014
(In Pesos)

Department : State Universities and Colleges
Agency : Philippine Normal University
Operating Unit : _____
Organization Code (UACS) : 101

CLASSIFICATION / SOURCES OF REVENUE AND OTHER RECEIPTS	UACS Code	REVENUE TARGET (Annual)	ACTUAL REVENUE AND OTHER RECEIPTS COLLECTIONS					CUMULATIVE REMITTANCE /DEPOSITS TO DATE			VARIANCE		Remarks
			1st Quarter	2nd Quarter	3rd Quarter	4th Quarter	TOTAL	Remittance to BTr	Deposited with AGDB	Total	Amount	%	
1	2	3	4	5	6	7	8=(4+5+6+7)	9	10	11=(9+10)	12=(8-3)	13 = (12 / 3)	14
A. General Fund (formerly Fund 101)													
- Tax													
Documentary Stamp Tax	40104010 00												
- Non-Tax													
Permit Fees Import	40201010 01												
B. Special Account in the General Fund (formerly Fund 105, 183, 401, 151-159)													
- Tax													
- Non-Tax													
C. Off-Budget Accounts (formerly Fund 161 to 164, e		97,189,000.00	10,220,049.95	34,417,364.06	9,633,524.94	-	54,270,938.95	-	54,270,938.95	54,270,938.95	(42,918,061.05)	(7.49)	
Registration Fees		3,922,000.00	27,250.00	1,500,445.00	471,946.00		1,999,641.00		1,999,641	1,999,641	(1,922,359)	(0.49)	
Athletic and Cultural Fees		3,737,000.00	52,075.00	1,312,351.00	408,345.00		1,772,771.00		1,772,771	1,772,771	(1,964,229)	(0.53)	
Clearance and Certification Fees		1,155,000.00	538,680.00	453,960.00	154,005.00		1,146,645.00		1,146,645	1,146,645	(8,355)	(0.01)	
Comprehensive Examination Fees		4,525,000.00	554,740.00	358,990.50	264,750.00		1,178,480.50		1,178,481	1,178,481	(3,346,520)	(0.74)	
Diploma and Graduation Fees		2,423,000.00	1,268,250.00	206,450.00	20,000.00		1,494,700.00		1,494,700	1,494,700	(928,300)	(0.38)	
Library Fees		5,836,000.00	96,519.00	2,333,447.98	596,568.00		3,026,534.98		3,026,535	3,026,535	(2,809,465)	(0.48)	
Medical, Dental and Laboratory Fees		5,381,000.00	55,420.00	1,858,882.00	369,667.00		2,283,969.00		2,283,969	2,283,969	(3,097,031)	(0.58)	
Transcript of Records Fees		3,711,000.00	1,033,320.00	1,004,135.00	258,515.00		2,295,970.00		2,295,970	2,295,970	(1,415,030)	(0.38)	
Other Service Income		8,439,000.00	881,551.43	2,517,317.21	230,976.86		3,629,845.50		3,629,846	3,629,846	(4,809,155)	(0.57)	

CLASSIFICATION / SOURCES OF REVENUE AND OTHER RECEIPTS	UACS Code	REVENUE TARGET (Annual)	ACTUAL REVENUE AND OTHER RECEIPTS COLLECTIONS					CUMULATIVE REMITTANCE /DEPOSITS TO DATE			VARIANCE		Remarks
			1st Quarter	2nd Quarter	3rd Quarter	4th Quarter	TOTAL	Remittance to BTr	Deposited with AGDB	Total	Amount	%	
1	2	3	4	5	6	7	8=(4+5+6+7)	9	10	11=(9+10)	12=(8-3)	13 = (12 / 3)	14
Fines and Penalties - Service Income		296,000.00	6,800.00	149,260.00	10,690.00		166,750.00		166,750	166,750	(129,250)	(0.44)	
Income from Canteen Operations		2,445,000.00	817,939.67	81,038.36	149,931.30		1,048,909.33		1,048,909	1,048,909	(1,396,091)	(0.57)	
Income from Communication Facilities		1,000.00	-	-	-		-		-	-	(1,000)	(1.00)	
Income from Dormitory Operations		5,039,000.00	1,244,795.00	1,227,530.00	736,389.69		3,208,714.69		3,208,715	3,208,715	(1,830,285)	(0.36)	
Printing and Publication Income		899,000.00	130,373.00	32,163.00	18,380.00		180,916.00		180,916	180,916	(718,084)	(0.80)	
Rent Income		2,231,000.00	722,377.53	627,590.00	187,640.00		1,537,607.53		1,537,608	1,537,608	(693,392)	(0.31)	
Tuition Fees		41,276,000.00	1,303,442.50	15,379,309.01	3,483,619.58		20,166,371.09		20,166,371	20,166,371	(21,109,629)	(0.51)	
Other Business Income		4,627,000.00	1,217,473.00	3,657,662.50	1,950,498.06		6,825,633.56		6,825,634	6,825,634	2,198,634	0.48	
Fines and Penalties-Service Income		10,000.00	-	-	4,400.00		4,400.00		4,400	4,400	(5,600)	(0.56)	
Dividend Income		1,000.00	-	-	-		-		-	-	(1,000)	(1.00)	
Interest Income		700,000.00	51,435.82	-	96,574.64		148,010.46		148,010	148,010	(551,990)	(0.79)	
Miscellaneous Income		525,000.00	216,501.00	1,716,832.50	217,390.01		2,150,723.51		2,150,724	2,150,724	1,625,724	3.10	
Other Fines and Penalties		10,000.00	1,107.00	-	3,238.80		4,345.80		4,346	4,346	(5,654)	(0.57)	
D. Custodial Funds (formerly Fund 101-184, 187)													
TOTAL		97,189,000.00	10,220,049.95	34,417,364.06	9,633,524.94	-	54,270,938.95	-	54,270,938.95	54,270,938.95	(42,918,061.05)	(7.49)	

Certified Correct:


 BREND A C. DELA CRUZ
 Chief Accountant
 Date:

Approved By:


 ESTER B. OGENA
 Agency Head/Department Secretary
 Date: 

QUARTERLY REPORT OF REVENUE AND OTHER RECEIPTS
As of the Quarter Ending December 31,2014
(In Pesos)

Department : State Universities and Colleges
Agency : Philippine Normal University
Operating Unit : _____
Organization Code (UACS) : _____

CLASSIFICATION / SOURCES OF REVENUE AND OTHER RECEIPTS	UACS Code	REVENUE TARGET (Annual)	ACTUAL REVENUE AND OTHER RECEIPTS COLLECTIONS					CUMULATIVE REMITTANCE /DEPOSITS TO DATE			VARIANCE		Remarks
			1st Quarter	2nd Quarter	3rd Quarter	4th Quarter	TOTAL	Remittance to BTr	Deposited with AGDB	Total	Amount	%	
1	2	3	4	5	6	7	8=(4+5+6+7)	9	10	11=(9+10)	12=(8-3)	13 = (12 / 3)	14
A. General Fund (formerly Fund 101)													
- Tax													
Documentary Stamp Tax	40104010 00												
- Non-Tax													
Permit Fees Import	40201010 01												
B. Special Account in the General Fund (formerly Fund 105, 183, 401, 151-159)													
- Tax													
- Non-Tax													
C. Off-Budget Accounts (formerly Fund 161 to 164, e		97,189,000.00	10,220,049.95	34,417,364.06	9,633,524.94	33,427,410.00	87,698,348.95	-	87,698,348.95	87,698,348.95	(9,490,651.05)	2.57	
Registration Fees		3,922,000.00	27,250.00	1,500,445.00	471,946.00	1,636,552.00	3,636,193.00		3,636,193	3,636,193	(285,807)	(0.07)	
Athletic and Cultural Fees		3,737,000.00	52,075.00	1,312,351.00	408,345.00	1,544,031.50	3,316,802.50		3,316,803	3,316,803	(420,198)	(0.11)	
Clearance and Certification Fees		1,155,000.00	538,680.00	453,960.00	154,005.00	592,810.00	1,739,455.00		1,739,455	1,739,455	584,455	0.51	
Comprehensive Examination Fees		4,525,000.00	554,740.00	358,990.50	264,750.00	1,895,181.50	3,073,662.00		3,073,662	3,073,662	(1,451,338)	(0.32)	
Diploma and Graduation Fees		2,423,000.00	1,268,250.00	206,450.00	20,000.00	335,700.00	1,830,400.00		1,830,400	1,830,400	(592,600)	(0.24)	
Library Fees		5,836,000.00	96,519.00	2,333,447.98	596,568.00	2,343,154.26	5,369,689.24		5,369,689	5,369,689	(466,311)	(0.08)	
Medical,Dental and Laboratory Fees		5,381,000.00	55,420.00	1,858,882.00	369,667.00	2,170,485.50	4,454,454.50		4,454,455	4,454,455	(926,546)	(0.17)	
Transcript of Records Fees		3,711,000.00	1,033,320.00	1,004,135.00	258,515.00	1,257,784.73	3,553,754.73		3,553,755	3,553,755	(157,245)	(0.04)	
Other Service Income		8,439,000.00	881,551.43	2,517,317.21	230,976.86	2,736,902.19	6,366,747.69		6,366,748	6,366,748	(2,072,252)	(0.25)	

CLASSIFICATION / SOURCES OF REVENUE AND OTHER RECEIPTS	UACS Code	REVENUE TARGET (Annual)	ACTUAL REVENUE AND OTHER RECEIPTS COLLECTIONS					CUMULATIVE REMITTANCE /DEPOSITS TO DATE			VARIANCE		Remarks
			1st Quarter	2nd Quarter	3rd Quarter	4th Quarter	TOTAL	Remittance to BTr	Deposited with AGDB	Total	Amount	%	
1	2	3	4	5	6	7	8=(4+5+6+7)	9	10	11=(9+10)	12=(8-3)	13 = (12 / 3)	14
Fines and Penalties - Service Income		296,000.00	6,800.00	149,260.00	10,690.00	170,750.00	337,500.00		337,500	337,500	41,500	0.14	
Income from Canteen Operations		2,445,000.00	817,939.67	81,038.36	149,931.30	1,317,001.66	2,365,910.99		2,365,911	2,365,911	(79,089)	(0.03)	
Income from Communication Facilities		1,000.00	-	-	-	-	-		-	-	(1,000)	(1.00)	
Income from Dormitory Operations		5,039,000.00	1,244,795.00	1,227,530.00	736,389.69	1,828,586.00	5,037,300.69		5,037,301	5,037,301	(1,699)	(0.00)	
Printing and Publication Income		899,000.00	130,373.00	32,163.00	18,380.00	10,691.00	191,607.00		191,607	191,607	(707,393)	(0.79)	
Rent Income		2,231,000.00	722,377.53	627,590.00	187,640.00	1,169,591.57	2,707,199.10		2,707,199	2,707,199	476,199	0.21	
Tuition Fees		41,276,000.00	1,303,442.50	15,379,309.01	3,483,619.58	6,185,425.50	26,351,796.59		26,351,797	26,351,797	(14,924,203)	(0.36)	
Other Business Income		4,627,000.00	1,217,473.00	3,657,662.50	1,950,498.06	3,885,615.03	10,711,248.59		10,711,249	10,711,249	6,084,249	1.31	
Fines and Penalties-Service Income		10,000.00	-	-	4,400.00	34,085.00	38,485.00		38,485	38,485	28,485	2.85	
Dividend Income		1,000.00	-	-	-	-	-		-	-	(1,000)	(1.00)	
Income from Grants and Donations		-	-	-	-	4,118,102.71	4,118,102.71		4,118,103	4,118,103	4,118,103	-	
Interest Income		700,000.00	51,435.82	-	96,574.64	194,959.85	342,970.31		342,970	342,970	(357,030)	(0.51)	
Miscellaneous Income		525,000.00	216,501.00	1,716,832.50	217,390.01	-	2,150,723.51		2,150,724	2,150,724	1,625,724	3.10	
Other Fines and Penalties		10,000.00	1,107.00	-	3,238.80	-	4,345.80		4,346	4,346	(5,654)	(0.57)	
D. Custodial Funds (formerly Fund 101-184, 187)													
TOTAL		97,189,000.00	10,220,049.95	34,417,364.06	9,633,524.94	33,427,410.00	87,698,348.95	-	87,698,348.95	87,698,348.95	(9,490,651.05)	2.57	

Certified Correct:


BRENDA C. DELA CRUZ
 Chief Accountant
 Date:

Approved By:


ESTER B. OGENA
 President
 Date: 