

FORM A-1
DETAILS OF BUREAU/ OFFICE PERFORMANCE INDICATORS AND TARGETS

DEPARTMENT: STATE UNIVERSITY AND COLLEGES
BUREAU/OFFICE: PHILIPPINE NORMAL UNIVERSITY

0.656 32.80% 2

Major Final Outputs/Responsible Bureaus (1)	Performance Indicator 1 (2)	FY 2014 TARGET for Performance Indicator 1 (3)	FY 2014 ACCOMPLISHMENT for Performance Indicator 1 (4)	Performance Indicator 2 (5)	FY 2014 TARGET for Performance Indicator 2 (6)	FY 2014 ACCOMPLISHMENT for Performance Indicator 2 (7)	Performance Indicator 3 (8)	FY 2014 TARGET for Performance Indicator 3 (9)	FY 2014 ACCOMPLISHMENT for Performance Indicator 3 (10)	Performance Indicator 4 (11)	FY 2014 TARGET for Performance Indicator 4 (12)	FY 2014 ACCOMPLISHMENT for Performance Indicator 4 (13)	Performance Indicator 5 (14)	FY 2014 TARGET for Performance Indicator 5 (15)	FY 2014 ACCOMPLISHMENT for Performance Indicator 5 (16)	Performance Indicator 6 (17)	FY 2014 TARGET for Performance Indicator 6 (18)	FY 2014 ACCOMPLISHMENT for Performance Indicator 6 (19)	Performance Indicator 7 (20)	FY 2014 TARGET for Performance Indicator 7 (21)	FY 2014 ACCOMPLISHMENT for Performance Indicator 7 (22)	Remarks (23)
A. Major Final Outputs/Operations																						
MFO 1: Higher Education Services	1.1 Total Number of graduates in mandated and priority Programs	2,225		1.2 % of total graduates that are in priority courses	100% (2,225/2,225)		1.3 Average passing % of licensure exams by SUC graduates/national average across all disciplines covered by SUC	85% (1,891/2,225)		1.4 % of programs accredited at:	Level 1= 12% Level 2= 9% Level 3 = 74%		1.5: Percentage of graduates who finished their academic programs according to the prescribed time frame	95% (2,114/2,225)								
	CTD-Faculty of Science, Technology & Mathematics	417																				1.Secondary Teacher Education-Biology 2. Secondary Teacher Education-Chemistry 3.Secondary Teacher Education-General Science 4. Secondary Teacher Education-Physics and Technology 5. Secondary Teacher Education-Math 6. Secondary Teacher Education-Physics 7. BS For Teachers-Biology 8. BS For Teachers-Chemistry 9. BS For Teachers-Physics 10. BS For Teachers-Nutrition and Dietetics 11. BS For Teachers-General Science 12. BS For Teachers-Math
	CTD-Faculty of Arts & Languages	200																				1.Secondary Teacher Education-English 2. Secondary Teacher Education-Filipino 3.Secondary Teacher Education-Speech and Theater Arts 4. Secondary Teacher Education-Music Education
	CTD-Faculty of Behavioral and Social Sciences	179																				1. Secondary Teacher Education-Values 2. Secondary Teacher Education-Social Science 3. Secondary Teacher Education-History 4. Psychology-Ed. Psychology 5. Psychology-Guidance and Counseling
	CTD-Faculty of Education Sciences	243																				1.Early Childhood Education 2. Elementary Teacher Education
	PNU-North Luzon	373																				1. Elementary Teacher Education 2. Secondary Teacher Education
	PNU-Mindanao	285																				1. Elementary Teacher Education 2. Secondary Teacher Education
	IKM/ITL/IPERHDS/CFLEX	94																				1. Library Science and Information Science 2. Information Technology Education
	PNU-South Luzon	178																				1. Elementary Teacher Education 2. Secondary Teacher Education
	PNU-Visayas	256																				1. Elementary Teacher Education 2. Secondary Teacher Education

Major Final Outputs/Responsible Bureaus (1)	Performance Indicator 1 (2)	FY 2014 TARGET for Performance Indicator 1 (3)	FY 2014 ACCOMPLISHMENT for Performance Indicator 1 (4)	Performance Indicator 2 (5)	FY 2014 TARGET for Performance Indicator 2 (6)	FY 2014 ACCOMPLISHMENT for Performance Indicator 2 (7)	Performance Indicator 3 (8)	FY 2014 TARGET for Performance Indicator 3 (9)	FY 2014 ACCOMPLISHMENT for Performance Indicator 3 (10)	Performance Indicator 4 (11)	FY 2014 TARGET for Performance Indicator 4 (12)	FY 2014 ACCOMPLISHMENT for Performance Indicator 4 (13)	Performance Indicator 5 (14)	FY 2014 TARGET for Performance Indicator 5 (15)	FY 2014 ACCOMPLISHMENT for Performance Indicator 5 (16)	Performance Indicator 6 (17)	FY 2014 TARGET for Performance Indicator 6 (18)	FY 2014 ACCOMPLISHMENT for Performance Indicator 6 (19)	Performance Indicator 7 (20)	FY 2014 TARGET for Performance Indicator 7 (21)	FY 2014 ACCOMPLISHMENT for Performance Indicator 7 (22)	Remarks (23)
				CTD-Faculty of Science, Technology & Mathematics	18.74% (417/2,225)																	
				CTD-Faculty of Arts & Languages	8.99% (200/2,225)																	
				CTD-Faculty of Behavioral and Social Sciences	8.04% (179/2,225)																	
				CTD-Faculty of Education Sciences	10.92% (243/2,225)																	
				PNU-North Luzon	16.76% (373/2,225)																	
				PNU-Mindanao	12.81% (285/2,225)																	
				IKM/ITL/IPERHDS/CFLEX	4.22% (94/2,225)																	
				PNU-South Luzon	8.00% (178/2,225)																	
				PNU-Visayas	11.51% (256/2,225)																	
							CTD-Faculty of Science, Technology & Mathematics	16.00% (355/2,225)														
							CTD-Faculty of Arts & Languages	7.68% (171/2,225)														
							CTD-Faculty of Behavioral and Social Sciences	6.84% (152/2,225)														
							CTD-Faculty of Education Sciences	9.26% (206/2,225)														
							PNU-North Luzon	14.25% (317/2,225)														
							PNU-Mindanao	10.88% (242/2,225)														
							IKM/ITL/IPERHDS/CFLEX	3.60% (80/2,225)														
							PNU-South Luzon	6.79% (151/2,225)														
							PNU-Visayas	9.80% (218/2,225)														
										Level 1	12% (4/34)											
										PNU-Mindanao	5.88% (2/34)											1. Elementary Teacher Education 2. Secondary Teacher Education
										PNU-Visayas	5.88% (2/34)											1. Elementary Teacher Education 2. Secondary Teacher Education
										Level 2	9% (3/34)											
										CTD-Faculty of Science, Technology & Mathematics	2.94% (1/34)											1. Secondary Teacher Education-Home Economics'
										PNU-North Luzon	5.88% (2/34)											1. Elementary Teacher Education 2. Secondary Teacher Education

Major Final Outputs/Responsible Bureaus (1)	Performance Indicator 1 (2)	FY 2014 TARGET for Performance Indicator 1 (3)	FY 2014 ACCOMPLISHMENT for Performance Indicator 1 (4)	Performance Indicator 2 (5)	FY 2014 TARGET for Performance Indicator 2 (6)	FY 2014 ACCOMPLISHMENT for Performance Indicator 2 (7)	Performance Indicator 3 (8)	FY 2014 TARGET for Performance Indicator 3 (9)	FY 2014 ACCOMPLISHMENT for Performance Indicator 3 (10)	Performance Indicator 4 (11)	FY 2014 TARGET for Performance Indicator 4 (12)	FY 2014 ACCOMPLISHMENT for Performance Indicator 4 (13)	Performance Indicator 5 (14)	FY 2014 TARGET for Performance Indicator 5 (15)	FY 2014 ACCOMPLISHMENT for Performance Indicator 5 (16)	Performance Indicator 6 (17)	FY 2014 TARGET for Performance Indicator 6 (18)	FY 2014 ACCOMPLISHMENT for Performance Indicator 6 (19)	Performance Indicator 7 (20)	FY 2014 TARGET for Performance Indicator 7 (21)	FY 2014 ACCOMPLISHMENT for Performance Indicator 7 (22)	Remarks (23)
										Level 3	74% (25/34)											
										CTD-Faculty of Science, Technology & Mathematics	35.29% (12/34)											1.Secondary Teacher Education-Biology 2. Secondary Teacher Education-Chemistry 3.Secondary Teacher Education-General Science 4. Secondary Teacher Education-Physics and Technology 5. Secondary Teacher Education-Math 6. Secondary Teacher Education-Physics 7. BS For Teachers-Biology 8. BS For Teachers-Chemistry 9. BS For Teachers-Physics 10. BS For Teachers-Nutrition and Dietetics 11. BS For Teachers-General Science 12. BS For Teachers-Math
										CTD-Faculty of Arts & Languages	11.76% (4/34)											1.Secondary Teacher Education-English 2. Secondary Teacher Education-Filipino 3.Secondary Teacher Education-Speech and Theater Arts 4. Secondary Teacher Education-Music Education
										CTD-Faculty of Behavioral and Social Sciences	14.70% (5/34)											1. Secondary Teacher Education-Values 2. Secondary Teacher Education-Social Science 3. Secondary Teacher Education-History 4. Psychology-Ed. Psychology 5. Psychology-Guidance and Counseling
										CTD-Faculty of Education Sciences	5.88% (2/34)											1.Early Childhood Education 2. Elementary Teacher Education
										IKM , IPEHRDS	5.88% (2/34)											1. Library Science and Information Science

Major Final Outputs/Responsible Bureaus (1)	Performance Indicator 1 (2)	FY 2014 TARGET for Performance Indicator 1 (3)	FY 2014 ACCOMPLISHMENT for Performance Indicator 1 (4)	Performance Indicator 2 (5)	FY 2014 TARGET for Performance Indicator 2 (6)	FY 2014 ACCOMPLISHMENT for Performance Indicator 2 (7)	Performance Indicator 3 (8)	FY 2014 TARGET for Performance Indicator 3 (9)	FY 2014 ACCOMPLISHMENT for Performance Indicator 3 (10)	Performance Indicator 4 (11)	FY 2014 TARGET for Performance Indicator 4 (12)	FY 2014 ACCOMPLISHMENT for Performance Indicator 4 (13)	Performance Indicator 5 (14)	FY 2014 TARGET for Performance Indicator 5 (15)	FY 2014 ACCOMPLISHMENT for Performance Indicator 5 (16)	Performance Indicator 6 (17)	FY 2014 TARGET for Performance Indicator 6 (18)	FY 2014 ACCOMPLISHMENT for Performance Indicator 6 (19)	Performance Indicator 7 (20)	FY 2014 TARGET for Performance Indicator 7 (21)	FY 2014 ACCOMPLISHMENT for Performance Indicator 7 (22)	Remarks (23)
													CTD-Faculty of Science, Technology & Mathematics	17.80% (396/2,225)								
													CTD-Faculty of Arts & Languages	8.54% (190/2,225)								
													CTD-Faculty of Behavioral and Social Sciences	7.64% (170/2,225)								
													CTD-Faculty of Education Sciences	10.38 (231/2,225)								
													PNU-North Luzon	15.91% (354/2,225)								
													PNU-Mindanao	12.18% (271/2,225)								
													IKM/ITL/IPERHDS/CFLEX	4.04% (90/2,225)								
													PNU-South Luzon	7.60% (169/2,225)								
													PNU-Visayas	10.92% (243/2,225)								
MFO 1: Advanced Education Services	2.1: Total number of graduates in mandated and priority programs	436		2.2 % of graduates engaged in employment within 6 months of graduation	95% (413/435)		2.3 % of students who rate timeliness of education delivery/supervision as good or better	85% (370/435)														
	EPRDC/ RCTQ/CGSTER	348																				Inclusive of CTP
	PNU-North Luzon	36																				Inclusive of CTP
	PNU-Mindanao	12																				Inclusive of CTP
	IKM/ITL/IPERHDS/CFLEX	6																				Inclusive of CTP
	PNU-Visayas	34																				
				EPRDC/ RCTQ/CGSTER	75.86% (330/435)																	
				PNU-North Luzon	8.05% (35/435)																	
				PNU-Mindanao	2.53% (11/435)																	
				IKM/IPEHRDS/ITL	1.14% (5/435)																	
				PNU-Visayas	7.36% (32/435)																	
							EPRDC/ RCTQ/CGSTER	67.81% (295/435)														
							PNU-North Luzon	7.13% (31/435)														
							PNU-Mindanao	2.30% (10/435)														
							IKM/IPEHRDS/ITL	1.14% (5/435)														
							PNU-Visayas	6.67% (29/435)														

Major Final Outputs/Responsible Bureaus (1)	Performance Indicator 1 (2)	FY 2014 TARGET for Performance Indicator 1 (3)	FY 2014 ACCOMPLISHMENT for Performance Indicator 1 (4)	Performance Indicator 2 (5)	FY 2014 TARGET for Performance Indicator 2 (6)	FY 2014 ACCOMPLISHMENT for Performance Indicator 2 (7)	Performance Indicator 3 (8)	FY 2014 TARGET for Performance Indicator 3 (9)	FY 2014 ACCOMPLISHMENT for Performance Indicator 3 (10)	Performance Indicator 4 (11)	FY 2014 TARGET for Performance Indicator 4 (12)	FY 2014 ACCOMPLISHMENT for Performance Indicator 4 (13)	Performance Indicator 5 (14)	FY 2014 TARGET for Performance Indicator 5 (15)	FY 2014 ACCOMPLISHMENT for Performance Indicator 5 (16)	Performance Indicator 6 (17)	FY 2014 TARGET for Performance Indicator 6 (18)	FY 2014 ACCOMPLISHMENT for Performance Indicator 6 (19)	Performance Indicator 7 (20)	FY 2014 TARGET for Performance Indicator 7 (21)	FY 2014 ACCOMPLISHMENT for Performance Indicator 7 (22)	Remarks (23)
MFO 4: Extension Services	4.1a Number of persons trained weighted by the length of training	1,520		4.1b No. of person provided with technical advice	30		4.2a Percentage of trainees who rate the training course as good or better	85% (1,292/1,520)		4.2b % of clients who rate the advisory services as good or better	85% (26/30)		4.3a % of requests for training responded to within 3 days of request	85% (1,292/1,520)		4.3b % of request for technical advice that responded within 3 days	85% (26/30)		4.4 % of persons who receive training or advisory services who rate timeliness of service delivery as good or better	85% (1292/1520)		
	CTD-Faculty of Science, Technology & Mathematics	325																				
	CTD-Faculty of Arts & Languages	330																				
	CTD-Faculty of Behavioral and Social Sciences	330																				
	CTD-Faculty of Education Sciences	320																				
	Office of Student Affairs and Student Services/ Office of Admissions/Registrar	20																				
	EPRDC/ RCTQ/CGSTER	30																				
	PNU-North Luzon	30																				
	PNU-Mindanao	30																				
	IKM/ITL/IPERHDS/cflex	55																				
	PNU-South Luzon	20																				
	PNU-Visayas	30																				
				CTD-Faculty of Science, Technology & Mathematics	3																	
				CTD-Faculty of Arts & Languages	3																	
				CTD-Faculty of Behavioral and Social Sciences	3																	
				CTD-Faculty of Education Sciences	3																	
				EPRDC/ RCTQ/CGSTER	3																	
				PNU-North Luzon	3																	
				PNU-Mindanao	3																	
				IKM/ITL/IPERHDS/cflex	3																	
				PNU-South Luzon	3																	
				PNU-Visayas	3																	
							CTD-Faculty of Science, Technology & Mathematics	85% (276/325)														
							CTD-Faculty of Arts & Languages	85% (280/330)														
							CTD-Faculty of Behavioral and Social Sciences	85% (280/330)														
							CTD-Faculty of Education Sciences	85% (272/320)														
							Office of Student Affairs and Student Services/ Office of Admissions/Registrar	85% (17/20)														
							EPRDC/ RCTQ/CGSTER	85% (26/30)														
							PNU-North Luzon	85% (25/30)														
							PNU-Mindanao	85% (25/30)														
							IKM/ITL/IPERHDS/cflex	85% (47/55)														
							PNU-South Luzon	85% (17/20)														
							PNU-Visayas	85% (26/30)														
										CTD-Faculty of Science, Technology & Mathematics	10% (3/30)											




Major Final Outputs/Responsible Bureaus (1)	Performance Indicator 1 (2)	FY 2014 TARGET for Performance Indicator 1 (3)	FY 2014 ACCOMPLISHMENT for Performance Indicator 1 (4)	Performance Indicator 2 (5)	FY 2014 TARGET for Performance Indicator 2 (6)	FY 2014 ACCOMPLISHMENT for Performance Indicator 2 (7)	Performance Indicator 3 (8)	FY 2014 TARGET for Performance Indicator 3 (9)	FY 2014 ACCOMPLISHMENT for Performance Indicator 3 (10)	Performance Indicator 4 (11)	FY 2014 TARGET for Performance Indicator 4 (12)	FY 2014 ACCOMPLISHMENT for Performance Indicator 4 (13)	Performance Indicator 5 (14)	FY 2014 TARGET for Performance Indicator 5 (15)	FY 2014 ACCOMPLISHMENT for Performance Indicator 5 (16)	Performance Indicator 6 (17)	FY 2014 TARGET for Performance Indicator 6 (18)	FY 2014 ACCOMPLISHMENT for Performance Indicator 6 (19)	Performance Indicator 7 (20)	FY 2014 TARGET for Performance Indicator 7 (21)	FY 2014 ACCOMPLISHMENT for Performance Indicator 7 (22)	Remarks (23)
										CTD-Faculty of Arts & Languages	10% (3/30)											
										CTD-Faculty of Behavioral and Social Sciences	10% (3/30)											
										CTD-Faculty of Education Sciences	10% (3/30)											
										EPRDC/ RCTQ/CGSTER	10% (3/30)											
										PNU-North Luzon	7% (2/30)											
										PNU-Mindanao	7% (2/30)											
										IKM/ITL/IPERHDS /cflex	10% (3/30)											
										PNU-South Luzon	7% (2/30)											
										PNU-Visayas	7% (2/30)											
													CTD-Faculty of Science, Technology & Mathematics	85% (276/325)								
													CTD-Faculty of Arts & Languages	85% (280/330)								
													CTD-Faculty of Behavioral and Social Sciences	85% (280/330)								
													CTD-Faculty of Education Sciences	85% (272/320)								
													Office of Student Affairs and Student Services/ Office of Admissions/Registrar	85% (17/20)								
													EPRDC/ RCTQ/CGSTER	85% (26/30)								
													PNU-North Luzon	85% (25/30)								
													PNU-Mindanao	85% (25/30)								
													IKM/ITL/IPERHDS/cflex	85% (47/55)								
													PNU-South Luzon	85% (17/20)								
													PNU-Visayas	85% (26/30)								
																CTD-Faculty of Science, Technology & Mathematics	10% (3/30)					
																CTD-Faculty of Arts & Languages	10% (3/30)					
																CTD-Faculty of Behavioral and Social Sciences	10% (3/30)					
																CTD-Faculty of Education Sciences	10% (3/30)					
																EPRDC/ RCTQ/CGSTER	10% (3/30)					
																PNU-North Luzon	7% (2/30)					
																PNU-Mindanao	7% (2/30)					
																IKM/ITL/IPERHDS/cflex	10% (3/30)					
																PNU-South Luzon	7% (2/30)					
																PNU-Visayas	7% (2/30)					
																	CTD-Faculty of Science, Technology & Mathematics		85% (276/325)			
																	CTD-Faculty of Arts & Languages		85% (280/330)			
																	CTD-Faculty of Behavioral and Social Sciences		85% (280/330)			
																	CTD-Faculty of Education Sciences		85% (272/320)			
																	Office of Student Affairs and Student Services/ Office of Admissions/Registrar		85% (17/20)			
																	EPRDC/ RCTQ/CGSTER		85% (26/30)			
																	PNU-North Luzon		85% (25/30)			
																	PNU-Mindanao		85% (25/30)			
																	IKM/ITL/IPERHDS/cflex		85% (47/55)			
																	PNU-South Luzon		85% (17/20)			
																	PNU-Visayas		85% (26/30)			
																	PNU-Visayas		1.64% (25/1,520)			

B. Support to Operations (STO)

Major Final Outputs/Responsible Bureaus (1)	Performance Indicator 1 (2)	FY 2014 TARGET for Performance Indicator 1 (3)	FY 2014 ACCOMPLISHMENT for Performance Indicator 1 (4)	Performance Indicator 2 (5)	FY 2014 TARGET for Performance Indicator 2 (6)	FY 2014 ACCOMPLISHMENT for Performance Indicator 2 (7)	Performance Indicator 3 (8)	FY 2014 TARGET for Performance Indicator 3 (9)	FY 2014 ACCOMPLISHMENT for Performance Indicator 3 (10)	Performance Indicator 4 (11)	FY 2014 TARGET for Performance Indicator 4 (12)	FY 2014 ACCOMPLISHMENT for Performance Indicator 4 (13)	Performance Indicator 5 (14)	FY 2014 TARGET for Performance Indicator 5 (15)	FY 2014 ACCOMPLISHMENT for Performance Indicator 5 (16)	Performance Indicator 6 (17)	FY 2014 TARGET for Performance Indicator 6 (18)	FY 2014 ACCOMPLISHMENT for Performance Indicator 6 (19)	Performance Indicator 7 (20)	FY 2014 TARGET for Performance Indicator 7 (21)	FY 2014 ACCOMPLISHMENT for Performance Indicator 7 (22)	Remarks (23)
	6.1 Management and Employees are aware of QMS: No. of Mgt and Employees Oriented	37		6.3 Percentage of faculty and personnel enabled to pursue studies/training with certificate of completion	88% (438/498)																	
	CTD-Faculty of Science, Technology & Mathematics	2																				
	CTD-Faculty of Arts & Languages	3																				
	CTD-Faculty of Behavioral and Social Sciences	5																				
	CTD-Faculty of Education Sciences	3																				
	Office of Student Affairs and Student Services/ Office of Admissions/Registrar	3																				
	EPRDC/ RCTQ/CGSTER	6																				
	PNU-North Luzon	1																				
	PNU-Mindanao	1																				
	IKM/ITL/IPERHDS/cflex	6																				
	PNU-South Luzon	1																				
	PNU-Visayas	1																				
	Executive Offices/Human Resource Management & Devt Services/Auxiliary Services	2																				
	Administrative services/FMS/FMSS	3																				
				CTD-Faculty of Science, Technology & Mathematics																		
				CTD-Faculty of Arts & Languages																		
				CTD-Faculty of Behavioral and Social Sciences																		
				CTD-Faculty of Education Sciences																		
				Office of Student Affairs and Student Services/ Office of Admissions/Registrar																		
				EPRDC/ RCTQ/CGSTER																		
				PNU-North Luzon																		
				PNU-Mindanao																		
				IKM/ITL/IPERHDS/cflex																		
				PNU-South Luzon																		
				PNU-Visayas																		
				Office of Student Affairs and Student Services/ Office of Admissions/Registrar																		
				Administrative services/FMS/FMSS																		
B. General Administration and Support Services(GASS)																						
	Budget Utilization Rate: a.) Total Obligations to Total Releases	90% (405,012,600/450,014,000)		Budget Utilization Rate: b.) Total Disbursement to Total Obligations	90% (125,004,060/138,893,400)		Submission to COA of Financial Statements for FY 2013 (Per PD 1445)	Not Later than February 14					Submission to COA of report on Aging of Cash Advance(Cut off Nov. 15, 2014	Not Later than December 1, 2014								
	Administrative services/FMS/FMSS	90% (3,206,808/3,563,120)																				

Major Final Outputs/Responsible Bureaus (1)	Performance Indicator 1 (2)	FY 2014 TARGET for Performance Indicator 1 (3)	FY 2014 ACCOMPLISHMENT for Performance Indicator 1 (4)	Performance Indicator 2 (5)	FY 2014 TARGET for Performance Indicator 2 (6)	FY 2014 ACCOMPLISHMENT for Performance Indicator 2 (7)	Performance Indicator 3 (8)	FY 2014 TARGET for Performance Indicator 3 (9)	FY 2014 ACCOMPLISHMENT for Performance Indicator 3 (10)	Performance Indicator 4 (11)	FY 2014 TARGET for Performance Indicator 4 (12)	FY 2014 ACCOMPLISHMENT for Performance Indicator 4 (13)	Performance Indicator 5 (14)	FY 2014 TARGET for Performance Indicator 5 (15)	FY 2014 ACCOMPLISHMENT for Performance Indicator 5 (16)	Performance Indicator 6 (17)	FY 2014 TARGET for Performance Indicator 6 (18)	FY 2014 ACCOMPLISHMENT for Performance Indicator 6 (19)	Performance Indicator 7 (20)	FY 2014 TARGET for Performance Indicator 7 (21)	FY 2014 ACCOMPLISHMENT for Performance Indicator 7 (22)	Remarks (23)
	PNU-North Luzon	90% (20,143,800/22,382,000)																				
	PNU-Mindanao	90% (29,336,400/32,596,000)																				
	PNU-South Luzon	90% (8,737,200/9,708,000)																				
	PNU-Visayas	90% (26,114,400/29,016,000)																				
				Administrative services/FMS/FMSS	90% (112,807,890/125,342,100)																	
				PNU-North Luzon	90% (3,031,830/3,368,700)																	
				PNU-Mindanao	90% (3,598,830/3,998,700)																	
				PNU-South Luzon	90% (2,328,750/2,587,500)																	
				PNU-Visayas	90% (3,236,760/3,596,400)																	
							Administrative services/FMS/FMSS	100%	100%													
							PNU-Isabela															
							PNU-Mindanao															
							PNU-South Luzon															
							PNU-Visayas															

Major Final Outputs/Responsible Bureaus (1)	Performance Indicator 1 (2)	FY 2014 TARGET for Performance Indicator 1 (3)	FY 2014 ACCOMPLISHMENT for Performance Indicator 1 (4)	Performance Indicator 2 (5)	FY 2014 TARGET for Performance Indicator 2 (6)	FY 2014 ACCOMPLISHMENT for Performance Indicator 2 (7)	Performance Indicator 3 (8)	FY 2014 TARGET for Performance Indicator 3 (9)	FY 2014 ACCOMPLISHMENT for Performance Indicator 3 (10)	Performance Indicator 4 (11)	FY 2014 TARGET for Performance Indicator 4 (12)	FY 2014 ACCOMPLISHMENT for Performance Indicator 4 (13)	Performance Indicator 5 (14)	FY 2014 TARGET for Performance Indicator 5 (15)	FY 2014 ACCOMPLISHMENT for Performance Indicator 5 (16)	Performance Indicator 6 (17)	FY 2014 TARGET for Performance Indicator 6 (18)	FY 2014 ACCOMPLISHMENT for Performance Indicator 6 (19)	Performance Indicator 7 (20)	FY 2014 TARGET for Performance Indicator 7 (21)	FY 2014 ACCOMPLISHMENT for Performance Indicator 7 (22)	Remarks (23)
	Isabela Campus Administrative Group																					
	Agusan Campus Administrative Group																					
	Financial Management Services/CPQA																					
	Lopez Campus- Academic and Administrative Groups																					
	Cadiz Campus Administrative Group																					
							Office of the President/VP AVP RPQA/VFFA/VPLURA	100.00% (12/12)	100.00% (12/12)													
							Administrative Services/Administrative Support to Academics & Executive Offices/FMSSH-Human Resource Management & Devt Services/Auxiliary Services															
							Isabela Campus Administrative Group															
							Agusan Campus Administrative Group															
							Financial Management Services/CPQA															
							Lopez Campus- Academic and Administrative Groups															
							Cadiz Campus Administrative Group															

Major Final Outputs/Responsible Bureaus (1)	Performance Indicator 1 (2)	FY 2014 TARGET for Performance Indicator 1 (3)	FY 2014 ACCOMPLISHMENT for Performance Indicator 1 (4)	Performance Indicator 2 (5)	FY 2014 TARGET for Performance Indicator 2 (6)	FY 2014 ACCOMPLISHMENT for Performance Indicator 2 (7)	Performance Indicator 3 (8)	FY 2014 TARGET for Performance Indicator 3 (9)	FY 2014 ACCOMPLISHMENT for Performance Indicator 3 (10)	Performance Indicator 4 (11)	FY 2014 TARGET for Performance Indicator 4 (12)	FY 2014 ACCOMPLISHMENT for Performance Indicator 4 (13)	Performance Indicator 5 (14)	FY 2014 TARGET for Performance Indicator 5 (15)	FY 2014 ACCOMPLISHMENT for Performance Indicator 5 (16)	Performance Indicator 6 (17)	FY 2014 TARGET for Performance Indicator 6 (18)	FY 2014 ACCOMPLISHMENT for Performance Indicator 6 (19)	Performance Indicator 7 (20)	FY 2014 TARGET for Performance Indicator 7 (21)	FY 2014 ACCOMPLISHMENT for Performance Indicator 7 (22)	Remarks (23)
Prepared by: <div> RONALD DALCAN S. MABUNGA Director-Center for Planning and Quality Assurance 5/15/2014 Date</div> <div> FLORENCE A. ALJEJOS Budget Officer 5/15/2014 Date</div>																						
Approved by: <div> ESTER B. OGENA President 5/15/2014 Date</div>																						