

**DETAILED STATEMENT OF CURRENT YEAR'S OBLIGATIONS, DISBURSEMENTS AND UNPAID OBLIGATIONS**  
As of March 31, 2014

Annex B

Department: State Universities and Colleges  
Agency/Operating Units: Philippine Normal University  
Region/Province/City: NCR (Consolidated)  
Fund: 101

Program/Activity/Project (P/A/P) Account Title	and Account Code	Current Year Obligations					Disbursements					Total	Balance (Unpaid Obligations)	Balance (Unpaid Obligations)	Breakdown of Unpaid Obligations	
		1st Qtr ending March 31	2nd Qtr ending June 30	3rd Qtr ending Sept. 30	4th Qtr ending Dec. 31	Total	1st Qtr ending March 31	2nd Qtr ending June 30	3rd Qtr ending Sept. 30	4th Qtr ending Dec. 31	Total				Accounts Payable	Obligations Not Yet Due and Demandable
1	2	3	4	5	6	7	8	9	10	11	12	13 = (7-12) (14+15)	13 = (7-12) (14+15)	=	14	15
<b>1. CURRENT YEAR BUDGET/APPROPRIATIONS</b>																
<b>A. AGENCY SPECIFIC BUDGET</b>																
<b>P/A/P (please specify)</b>																
Personnel Services		66,808,903.48				66,808,903.48	61,256,687.85				61,256,687.85	5,552,215.63	5,552,215.63		5,552,215.63	
Salaries and Wages		47,259,718.28				47,259,718.28	44,844,925.16				44,844,925.16	2,414,793.12	2,414,793.12		2,414,793.12	
Salaries and Wages - Regular	701	46,731,372.02				46,731,372.02	44,316,578.90				44,316,578.90	2,414,793.12	2,414,793.12		2,414,793.12	
Salaries and Wages - Military/Uniformed	702	-				-	-				-	-	-		-	
Salaries and Wages - Casual	705	528,346.26				528,346.26	528,346.26				528,346.26	-	-		-	
Salaries and Wages - Contractual	706	-				-	-				-	-	-		-	
Other Compensation		3,034,055.30				3,034,055.30	2,287,737.11				2,287,737.11	746,318.19	746,318.19		746,318.19	
Personnel Economic Relief Allowance (PERA)	711	3,008,000.00				3,008,000.00	2,261,681.81				2,261,681.81	746,318.19	746,318.19		746,318.19	
Additional Compensation (ADCOM)	712	-				-	-				-	-	-		-	
Representation Allowance (RA)	713	22,000.00				22,000.00	22,000.00				22,000.00	-	-		-	
Transportation Allowance (TA)	714	4,055.30				4,055.30	4,055.30				4,055.30	0.00	0.00		0.00	
Clothing/Uniform Allowance	715	2,160,000.00				2,160,000.00	2,160,000.00				2,160,000.00	-	-		-	
Subsistence, Laundry and Quarters Allowance	716	18,065.00				18,065.00	13,665.00				13,665.00	4,400.00	4,400.00		4,400.00	
Productivity Incentive Allowance	717	874,000.00				874,000.00	874,000.00				874,000.00	-	-		-	
Overseas Allowance	718	-				-	-				-	-	-		-	
Other bonuses and Allowances	719	3,500.00				3,500.00	3,500.00				3,500.00	-	-		-	
Honoraria	720	11,074,597.05				11,074,597.05	8,965,330.86				8,965,330.86	2,109,266.19	2,109,266.19		2,109,266.19	
Hazard Pay	721	-				-	-				-	-	-		-	
Longevity Pay	722	-				-	-				-	-	-		-	
Overtime and Night Pay	723	1,734,659.23				1,734,659.23	1,464,647.95				1,464,647.95	270,011.28	270,011.28		270,011.28	
Cash Gift	724	-				-	-				-	-	-		-	
Year end Bonus	725	-				-	-				-	-	-		-	
Personnel Benefit Contributions		650,308.62				650,308.62	642,881.77				642,881.77	7,426.85	7,426.85		7,426.85	
Life and Retirement Insurance Contributions	731	-				-	-				-	-	-		-	
Pag-ibig Contributions	732	127,800.00				127,800.00	120,373.15				120,373.15	7,426.85	7,426.85		7,426.85	
Philhealth Contributions	733	398,400.00				398,400.00	398,400.00				398,400.00	-	-		-	
ECC Contributions	734	124,108.62				124,108.62	124,108.62				124,108.62	-	-		-	
Other Personnel Benefits		-				-	-				-	-	-		-	
Pension Benefits - Civilian	738	-				-	-				-	-	-		-	
Pension Benefits - Military/Uniformed	739	-				-	-				-	-	-		-	
Retirement Benefits - Civilian	740	-				-	-				-	-	-		-	
Retirement Benefits - Military/Uniformed	741	-				-	-				-	-	-		-	
Terminal Leave Benefits	742	-				-	-				-	-	-		-	
Health Workers Benefits	743	-				-	-				-	-	-		-	
Other Personnel Benefits	749	-				-	-				-	-	-		-	
<b>Maintenance &amp; Other Operating Expenses</b>		<b>21,836,315.44</b>				<b>21,836,315.44</b>	<b>20,605,825.94</b>				<b>20,605,825.94</b>	<b>1,230,489.50</b>	<b>1,230,489.50</b>		<b>1,230,489.50</b>	
Traveling Expenses		700,078.33				700,078.33	700,078.33				700,078.33	-	-		-	
Travel Expenses-Local	751	511,925.83				511,925.83	511,925.83				511,925.83	-	-		-	
Travel Expenses-Foreign	752	188,152.50				188,152.50	188,152.50				188,152.50	-	-		-	
Training and Scholarship Expenses		1,622,648.08				1,622,648.08	1,600,208.15				1,600,208.15	22,439.93	22,439.93		22,439.93	
Training Expenses	753	1,435,748.08				1,435,748.08	1,416,208.15				1,416,208.15	19,539.93	19,539.93		19,539.93	
Scholarship Expenses	754	186,900.00				186,900.00	184,000.00				184,000.00	2,900.00	2,900.00		2,900.00	



**DETAILED STATEMENT OF CURRENT YEAR'S OBLIGATIONS, DISBURSEMENTS AND UNPAID OBLIGATIONS**  
As of March 31, 2014

Annex B

Department: State Universities and Colleges  
Agency/Operating Units : Philippine Normal University  
Region/Province/City: NCR (Consolidated)  
Fund: 101

Program/Activity/Project (P/A/P) Account Title	and Account Code	Current Year Obligations					Disbursements					Balance ( Unpaid Obligations)	Breakdown of Unpaid Obligations	
		1st Qtr ending March 31	2nd Qtr ending June 30	3rd Qtr ending Sept. 30	4th Qtr ending Dec. 31	Total	1st Qtr ending March 31	2nd Qtr ending June 30	3rd Qtr ending Sept. 30	4th Qtr ending Dec. 31	Total		Accounts Payable	Obligations Not Yet Due and Demandable
1	2	3	4	5	6	7	8	9	10	11	12	13 = (7-12) (14+15)	14	15
Supplies and Materials Expenses		5,265,115.46				5,265,115.46	4,964,901.61				4,964,901.61	300,213.85	300,213.85	
Office Supplies Expenses	755	2,155,249.59				2,155,249.59	2,155,249.59				2,155,249.59	-	-	
Accountable Forms Expenses	756	20,850.00				20,850.00	20,850.00				20,850.00	-	-	
Animal/Zoological Supplies Expenses	757	-				-	-				-	-	-	
Food Supplies Expenses	758	1,139,105.50				1,139,105.50	1,035,330.75				1,035,330.75	103,774.75	103,774.75	
Drugs and Medicines Expenses	759	-				-	-				-	-	-	
Medical, Dental and Laboratory Supplies Expenses	760	-				-	-				-	-	-	
Gasoline, Oil and Lubricants Expenses	761	79,154.40				79,154.40	79,004.49				79,004.49	149.91	149.91	
Agricultural Supplies Expenses	762	-				-	-				-	-	-	
Textbooks and Instructional Materials	763	104,862.90				104,862.90	40,399.50				40,399.50	64,463.40	64,463.40	
Military and Police Supplies Expenses	764	-				-	-				-	-	-	
Other Supplies Expenses	765	1,765,893.07				1,765,893.07	1,634,067.28				1,634,067.28	131,825.79	131,825.79	
Utility Expenses		7,582,242.30				7,582,242.30	7,095,725.98				7,095,725.98	486,516.32	486,516.32	
Water Expenses	766	3,057,313.08				3,057,313.08	2,868,113.94				2,868,113.94	189,199.14	189,199.14	
Electricity Expenses	767	4,524,929.22				4,524,929.22	4,227,612.04				4,227,612.04	297,317.18	297,317.18	
Cooking Gas Expenses	768	-				-	-				-	-	-	
Communication Expenses		539,525.78				539,525.78	514,521.73				514,521.73	25,004.05	25,004.05	
Postage and Deliveries	771	5,000.00				5,000.00	5,000.00				5,000.00	-	-	
Telephone Expenses-Landline	772	252,984.41				252,984.41	242,708.07				242,708.07	10,276.34	10,276.34	



**DETAILED STATEMENT OF CURRENT YEAR'S OBLIGATIONS, DISBURSEMENTS AND UNPAID OBLIGATIONS**  
As of March 31, 2014

Department: State Universities and Colleges  
Agency/Operating Units : Philippine Normal University  
Region/Province/City: NCR (Consolidated)  
Fund: 101

Annex B

Program/Activity/Project (P/A/P) Account Title	and Account Code	Current Year Obligations					Disbursements					Balance ( Unpaid Obligations) 13 = (7-12) = (14+15)	Breakdown of Unpaid Obligations	
		1st Qtr ending March 31	2nd Qtr ending June 30	3rd Qtr ending Sept. 30	4th Qtr ending Dec. 31	Total	1st Qtr ending March 31	2nd Qtr ending June 30	3rd Qtr ending Sept. 30	4th Qtr ending Dec. 31	Total		Accounts Payable 14	Obligations Not Yet Due and Demandable 15
1	2	3	4	5	6	7	8	9	10	11	12		14	15
Telephone Expenses-Mobile	773	24,452.46				24,452.46	20,392.46				20,392.46	4,060.00	4,060.00	
Internet expenses	774	257,088.91				257,088.91	246,421.20				246,421.20	10,667.71	10,667.71	
Cable, Satellite, Telegraph and Radio Expenses	775	-				-					-	-	-	
Membership Dues and Contributions to Org.	778	669,463.50				669,463.50	669,463.50				669,463.50	-	-	
Awards and Indemnities	779	-				-					-	-	-	
Advertising Expenses/Promo	780	45,600.00				45,600.00	44,824.00				44,824.00	776.00	776.00	
Printing and Binding Expenses	781	65,150.00				65,150.00	65,150.00				65,150.00	-	-	
Rent Expenses	782	84,500.00				84,500.00	45,396.42				45,396.42	39,103.58	39,103.58	
Representation Expenses	783	-				-					-	-	-	
Transportation and Delivery Expenses	784	-				-					-	-	-	
Storage Expenses	785	-				-					-	-	-	
Subscription Expenses	786	45,402.00				45,402.00	44,785.92				44,785.92	616.08	616.08	
Survey Expenses	787	-				-					-	-	-	
Rewards and Other Claims	788	-				-					-	-	-	
Professional Services		4,042,009.99				4,042,009.99	3,914,729.30				3,914,729.30	127,280.69	127,280.69	
Legal Services	791	5,000.00				5,000.00	5,000.00				5,000.00	-	-	
Auditing Services	792	10,000.00				10,000.00	10,000.00				10,000.00	-	-	
Consultancy Services	793	5,000.00				5,000.00	5,000.00				5,000.00	-	-	
Environment/Sanitary Services	794	-				-					-	-	-	
General Services	795	39,904.74				39,904.74	39,904.74				39,904.74	-	-	
Janitorial Services	796	1,831,954.47				1,831,954.47	1,756,290.43				1,756,290.43	75,664.04	75,664.04	
Security Services	797	2,047,150.78				2,047,150.78	1,995,534.13				1,995,534.13	51,616.65	51,616.65	
Other Professional Services	799	103,000.00				103,000.00	103,000.00				103,000.00	-	-	
Representation Allowance (RA)	713	245,750.00				245,750.00	245,750.00				245,750.00	-	-	
Transportation Allowance (TA)	714	245,750.00				245,750.00	82,613.53				82,613.53	163,136.47	163,136.47	
Repairs & Maintenance (Specify object)						-					-	-	-	
Repairs & Maintenance (RM) - Land Improvements		-				-					-	-	-	
RM - Land Improvements	802	-				-					-	-	-	
RM - Runways/Taxiways	803	-				-					-	-	-	
RM - Railways	804	-				-					-	-	-	
RM - Electrification, Power and Energy Structures	805	-				-					-	-	-	
RM - Buildings		405,225.40				405,225.40	375,592.34				375,592.34	29,633.06	29,633.06	
RM - Office Buildings	811	187,256.40				187,256.40	159,759.63				159,759.63	27,496.77	27,496.77	
RM - School Buildings	812	117,869.00				117,869.00	117,869.00				117,869.00	-	-	
RM - Hospitals and Health Centers	813	-				-					-	-	-	
RM - Markets and Slaughterhouses	814	-				-					-	-	-	
RM - Other Structures	815	100,100.00				100,100.00	97,963.71				97,963.71	2,136.29	2,136.29	
RM - Leasehold Improvements		-				-					-	-	-	
RM - Leasehold Improvements, Land	818	-				-					-	-	-	
RM - Leasehold Improvements , Buildings	819	-				-					-	-	-	
RM - Other Leasehold Improvements	820	-				-					-	-	-	
RM - Office Equipment, Furnitures and Fixtures		77,368.00				77,368.00	46,366.78				46,366.78	31,001.22	31,001.22	
RM - Office Equipment, Furnitures and Fixtures	821	47,368.00				47,368.00	16,366.78				16,366.78	31,001.22	31,001.22	
RM - Furniture and Fixtures	822	30,000.00				30,000.00	30,000.00				30,000.00	-	-	
RM - IT Equipment and Software	823	-				-					-	-	-	



**DETAILED STATEMENT OF CURRENT YEAR'S OBLIGATIONS, DISBURSEMENTS AND UNPAID OBLIGATIONS**  
As of March 31, 2014

Annex B

Department: State Universities and Colleges  
Agency/Operating Units : Philippine Normal University  
Region/Province/City: NCR (Consolidated)  
Fund: 101

Program/Activity/Project (P/A/P) Account Title	and Account Code	Current Year Obligations					Disbursements					Balance (Unpaid Obligations) 13 = (7-12) (14+15)	Breakdown of Unpaid Obligations	
		1st Qtr ending March 31	2nd Qtr ending June 30	3rd Qtr ending Sept. 30	4th Qtr ending Dec. 31	Total	1st Qtr ending March 31	2nd Qtr ending June 30	3rd Qtr ending Sept. 30	4th Qtr ending Dec. 31	Total		Accounts Payable	Obligations Not Yet Due and Demandable
		3	4	5	6	7	8	9	10	11	12		14	15
RM - Machinery and Equipment		-				-					-			
RM - Machinery and Equipment	826	-				-					-			
RM - Agricultural, Fishery and Forestry Equipments	827	-				-					-			
RM - Airport Equipment	828	-				-					-			
RM - Communication Equipment	829	-				-					-			
RM - Construction and Heavy Equipment	830	-				-					-			
RM - Firefighting Equipment and Accessories	831	-				-					-			
RM - Hospital Equipment	832	-				-					-			
RM - Medical, Dental and Laboratory Equipment	833	-				-					-			
RM - Military and Police Equipment	834	-				-					-			
RM - Sports Equipment	835	-				-					-			
RM - Technical and Scientific Equipment	836	-				-					-			
RM - Other Machinery and Equipment	840	-				-					-			
RM - Transportation Equipment		15,611.60				15,611.60	15,611.60				15,611.60			
RM - Motor Vehicles	841	15,611.60				15,611.60	15,611.60				15,611.60			
RM - Trains	842	-				-					-			
RM - Aircrafts and Airground Equipment	843	-				-					-			
RM - Watercrafts	844	-				-					-			
RM - Other Transportation Equipment	848	-				-					-			
RM - Other Property, Plant and Equipment	850	-				-					-			
RM - Public Infrastructures		-				-					-			
RM - Roads, Highways and Bridges	851	-				-					-			
RM - Parks, Plazas and Monuments	852	-				-					-			
RM - Prts, Lighthouses and Harbors	853	-				-					-			
RM - Artesian Wells, Reservoirs, Pumping Station and Conduits	854	-				-					-			
RM - Irrigation, Canals and Laterals	855	-				-					-			
RM - Flood Controls	856	-				-					-			
RM - Waterways, Aqueducts, Seawalls, River Walls and Others	857	-				-					-			
RM - Other Public Infrastructures	860	-				-					-			
RM - Reforestation Projects		-				-					-			
RM - Reforestation - Upland	861	-				-					-			
RM - Reforestation - Marshland/Swampland	862	-				-					-			
Subsidies and Donations		-				-					-			
Subsidy to National Government Agencies	871	-				-					-			
Subsidy to Regional Offices/Staff Bureaus	872	-				-					-			
Subsidy to Operating Units	873	-				-					-			
Subsidy to Local Government Units	874	-				-					-			
Subsidy to GOCCs	875	-				-					-			
Subsidy to NGOs/POs	876	-				-					-			
Subsidy to Other Funds	877	-				-					-			
Donations	878	-				-					-			
Confidential, Intelligence, Extraordinary and Miscellaneous Expenses		-				-					-			
		77,000.00				77,000.00	73,800.25				73,800.25	3,199.75	3,199.75	



**DETAILED STATEMENT OF CURRENT YEAR'S OBLIGATIONS, DISBURSEMENTS AND UNPAID OBLIGATIONS**  
As of March 31, 2014

Annex B

Department: State Universities and Colleges  
Agency/Operating Units : Philippine Normal University  
Region/Province/City: NCR (Consolidated)  
Fund: 101

Program/Activity/Project (P/A/P) Account Title	and Account Code	Current Year Obligations					Disbursements					Balance (Unpaid Obligations) 13 = (7-12) (14+15)	Breakdown of Unpaid Obligations	
		1st Qtr ending March 31	2nd Qtr ending June 30	3rd Qtr ending Sept. 30	4th Qtr ending Dec. 31	Total	1st Qtr ending March 31	2nd Qtr ending June 30	3rd Qtr ending Sept. 30	4th Qtr ending Dec. 31	Total		Accounts Payable	Obligations Not Yet Due and Demandable
1	2	3	4	5	6	7	8	9	10	11	12		14	15
Confidential Expenses	881	-				-	-				-	-	-	
Intelligence Expenses	882	-				-					-	-	-	
Extraordinary Expenses	883	77,000.00				77,000.00	73,800.25				73,800.25	3,199.75	3,199.75	
Miscellaneous Expenses	884	-				-	-				-	-	-	
Taxes, Insurance Premiums and Other Fees		57,875.00				57,875.00	56,306.50				56,306.50	1,568.50	1,568.50	
Taxes, Duties and Licenses	891	27,875.00				27,875.00	26,306.50				26,306.50	1,568.50	1,568.50	
Fidelity Bond Premiums	892	20,000.00				20,000.00	20,000.00				20,000.00	-	-	
Insurance Expenses	893	10,000.00				10,000.00	10,000.00				10,000.00	-	-	
Other Maintenance and Operating Expenses	969	50,000.00				50,000.00	50,000.00				50,000.00	-	-	
<b>Financial Expenses</b>		-				-					-	-	-	
Bank Charges	971	-				-					-	-	-	
Commitments Fees	972	-				-					-	-	-	
Debt Service Subsidy to GOCCs	973	-				-					-	-	-	
Documentary Stamp Expenses	974	-				-					-	-	-	
Interest Expenses	975	-				-					-	-	-	
Other Financial Charges	979	-				-					-	-	-	
<b>Capital Outlays</b>		-				-					-	-	-	
Land and Land Improvements		-				-					-	-	-	
Land	201	-				-					-	-	-	
Land Improvements, etc	202	-				-					-	-	-	
Runways/Taxiways	203	-				-					-	-	-	
Railways	204	-				-					-	-	-	
Electrification, Power and Energy Structures	205	-				-					-	-	-	
<b>Buildings</b>		-				-					-	-	-	
Office Buildings	211	-				-					-	-	-	
School Buildings, etc.	212	-				-					-	-	-	
Hospitals and Health Centers	213	-				-					-	-	-	
Markets and Slaughterhouses	214	-				-					-	-	-	
Other Structures	215	-				-					-	-	-	
<b>Leasehold Improvements</b>		-				-					-	-	-	
Leasehold Improvements, Land	218	-				-					-	-	-	
Leasehold Improvements, Buildings	219	-				-					-	-	-	
Other Leasehold Improvements	220	-				-					-	-	-	
<b>Office Equipment, Furniture and Fixtures</b>		-				-					-	-	-	
Office Equipment	221	-				-					-	-	-	
Furniture and Fixtures	222	-				-					-	-	-	
IT Equipment and Software, etc.	223	-				-					-	-	-	
Library Books	224	-				-					-	-	-	
<b>Machinery and Equipment</b>		-				-					-	-	-	
Machinery	226	-				-					-	-	-	
Agriculture, Fishery and Forestry Equipment	227	-				-					-	-	-	
Airport Equipment	228	-				-					-	-	-	
Communication Equipment	229	-				-					-	-	-	
Construction and Heavy Equipment	230	-				-					-	-	-	
Firefighting Equipment and Accessories	231	-				-					-	-	-	



**DETAILED STATEMENT OF CURRENT YEAR'S OBLIGATIONS, DISBURSEMENTS AND UNPAID OBLIGATIONS**  
As of March 31, 2014

Department: State Universities and Colleges  
Agency/Operating Units : Philippine Normal University  
Region/Province/City: NCR (Consolidated)  
Fund: 101

Annex B

Program/Activity/Project (P/A/P) Account Title	and Account Code	Current Year Obligations					Disbursements				Total	Balance ( Unpaid Obligations) 13 = (7-12) (14+15)	Breakdown of Unpaid Obligations	
		1st Qtr ending March 31	2nd Qtr ending June 30	3rd Qtr ending Sept. 30	4th Qtr ending Dec. 31	Total	1st Qtr ending March 31	2nd Qtr ending June 30	3rd Qtr ending Sept. 30	4th Qtr ending Dec. 31			Accounts Payable	Obligations Not Yet Due and Demandable
1	2	3	4	5	6	7	8	9	10	11	12		14	15
Hospital Equipment	232	-				-						-	-	
Medical, Dental and Laboratory Equipment	233	-				-						-	-	
Military and Police Equipment	234	-				-						-	-	
Sports Equipment	235	-				-						-	-	
Technical and Scientific Equipment	236	-				-						-	-	
Other Machinery and Equipment, etc.	240	-				-						-	-	
Transportation Equipment		-				-						-	-	
Motor Vehicles	241	-				-						-	-	
Trains	242	-				-						-	-	
Aircrafts and Aircrafts Ground Equipment	243	-				-						-	-	
Watercrafts	244	-				-						-	-	
Other Transportation Equipment, etc	248	-				-						-	-	
Other Property, Plant and Equipment	250	-				-						-	-	
Public Infrastructures		-				-						-	-	
Roads, Highways and Bridges	251	-				-						-	-	
Parks, Plazas and Monuments	252	-				-						-	-	
Ports, Lighthouses and Harbors	253	-				-						-	-	
Artesian Wells, Reservoirs, Pumping Stations and Conduiyd	254	-				-						-	-	
Irrigation, Canals and Laterals	255	-				-						-	-	
Flood Controls	256	-				-						-	-	
Waterways, Aqueducts, Seawalls, River Walls and Ot	257	-				-						-	-	
Other Public Infrastructures, etc.	260	-				-						-	-	
Reforestation Projects-Upland	261	-				-						-	-	
Reforestation Projects-Marshland/Swampland	262	-				-						-	-	
<b>B. SPECIAL PURPOSE FUNDS</b>												-	-	
Miscellaneous Personnel Benefits Fund		-				-						-	-	
Specify allotment class/object of expenditures		-				-						-	-	
Pension and Gratuity Fund	100	-				-						-	-	
Specify allotment class/object of expenditures		-				-						-	-	
Contingent Fund		-				-						-	-	
Specify allotment class/object of expenditures		-				-						-	-	
Calamity Fund		-				-						-	-	
Specify allotment class/object of expenditures		-				-						-	-	
Priority Development Assistance Fund	754	-				-						-	-	
Specify allotment class/object of expenditures		-				-						-	-	
Others (Please specify)		-				-						-	-	
(SPF sequence in accordance with GAA)		-				-						-	-	
<b>C. AUTOMATIC APPROPRIATIONS</b>		4,608,254.73										-	-	
Retirement and Life Insurance Premium	731	4,608,254.73				4,608,254.73	4,083,255.81				4,083,255.81	524,998.92	524,998.92	
Specify object of expenditures		-				-						-	-	
Customs Duties and Taxes		-				-						-	-	
Specify object of expenditures		-				-						-	-	
Others (Pls. specify).		-				-						-	-	
<b>TOTAL CURRENT YEAR BUDGET/APPROPRIATION</b>		93,253,473.65				93,253,473.65	85,945,769.60				85,945,769.60	7,307,704.05	7,307,704.05	



DETAILED STATEMENT OF CURRENT YEAR'S OBLIGATIONS, DISBURSEMENTS AND UNPAID OBLIGATIONS  
As of March 31, 2014

Annex B

Department: State Universities and Colleges  
Agency/Operating Units : Philippine Normal University  
Region/Province/City: NCR (Consolidated)  
Fund: 101

Program/Activity/Project (P/A/P) Account Title	and Account Code	Current Year Obligations					Disbursements					Balance (Unpaid Obligations)	Breakdown of Unpaid Obligations	
		1st Qtr ending March 31	2nd Qtr ending June 30	3rd Qtr ending Sept. 30	4th Qtr ending Dec. 31	Total	1st Qtr ending March 31	2nd Qtr ending June 30	3rd Qtr ending Sept. 30	4th Qtr ending Dec. 31	Total		Accounts Payable	Obligations Not Yet Due and Demandable
1	2	3	4	5	6	7	8	9	10	11	12	13 = (7-12) (14+15)	14	15
<b>II. PRIOR YEARS' BUDGET/CONTINUING APPROPRIATION</b>														
<b>D. Unreleased Appropriations</b>														
<b>Personnel Services</b>		-				-								
Salaries and Wages		-				-								
Salaries and Wages - Regular	701	-				-								
Salaries and Wages - Military/Uniformed	702	-				-								
Salaries and Wages - Part-time	703	-				-								
Salaries and Wages - Substitute	704	-				-								
Salaries and Wages - Casual	705	-				-								
Salaries and Wages - Contractual	706	-				-								
<b>Maintenance &amp; Other Operating Expenses</b>		-				-								
Travelling Expenses		-				-								
Travel Expenses-Local	751	-				-								
Travel Expenses-Foreign	752	-				-								
Training and Scholarship Expenses		-				-								
Training Expenses	753	-				-								
Scholarship Expenses	754	-				-								
<b>Financial Expenses</b>		-				-								
Bank Charges	871	-				-								
Commitments Fees	972	-				-								
Debt Service Subsidy to GOCCs	973	-				-								
Documentary Stamp Expenses	974	-				-								
Interest Expenses	975	-				-								
<b>Capital Outlays</b>		-				-								
Office Buildings	211	-				-								
School Buildings	212	-				-								
Hospitals and Health Centers	213	-				-								
Office Equipment	221	-				-								
Furniture and Fixtures	222	-				-								
IT Equipment and Software	223	-				-								
Others (pls. specify)		-				-								
<b>Special Purpose Fund</b>		-				-								
Miscellaneous Personnel Benefits Fund		-				-								
Specify allotment class/object of expenditures		-				-								
Calamity Fund		-				-								
Specify allotment class/object of expenditures		-				-								
Priority Development Assistance Fund		-				-								
Specify allotment class/object of expenditures		-				-								
Others (pls. specify)		-				-								
<b>E. Unobligated Allotment</b>														
<b>Personnel Services</b>		-				-								
Salaries and Wages		-				-								
Salaries and Wages - Regular	701	-				-								
Salaries and Wages - Casual	705	-				-								




**DETAILED STATEMENT OF CURRENT YEAR'S OBLIGATIONS, DISBURSEMENTS AND UNPAID OBLIGATIONS**  
As of March 31, 2014

Annex B

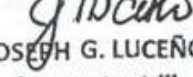
Department: State Universities and Colleges  
Agency/Operating Units : Philippine Normal University  
Region/Province/City: NCR (Consolidated)  
Fund: 101

Program/Activity/Project (P/A/P) Account Title	Account Code	Current Year Obligations					Disbursements					Total	Balance (Unpaid Obligations) 13 = (7-12) (14+15)	Breakdown of Unpaid Obligations	
		1st Qtr ending March 31	2nd Qtr ending June 30	3rd Qtr ending Sept. 30	4th Qtr ending Dec. 31	Total	1st Qtr ending March 31	2nd Qtr ending June 30	3rd Qtr ending Sept. 30	4th Qtr ending Dec. 31	Total			Accounts Payable	Obligations Not Yet Due and Demandable
1	2	3	4	5	6	7	8	9	10	11	12			14	15
Others (pls. specify)		-				-									
Maintenance & Other Operating Expenses		-				-									
Travelling Expenses		-				-									
Travel Expenses-Local	751	-				-									
Travel Expenses-Foreign	752	-				-									
Training and Scholarship Expenses															
Training Expenses	753	-				-									
Scholarship Expenses	754	-				-									
Financial Expenses															
Bank Charges	871	-				-									
Interest Expenses	975	-				-									
Capital Outlays															
Office Buildings	211	-				-									
School Buildings	212	-				-									
Hospitals and Health Centers	213	-				-									
Office Equipment	221	-				-									
Furniture and Fixtures	222	-				-									
IT Equipment and Software	223	-				-									
Others (pls. specify)		-				-									
Total PRIOR YEAR'S BUDGET/CONTINUING APPROPRIATION		-				-									
GRAND TOTAL		93,253,473.65				93,253,473.65	85,945,769.60				85,945,769.60		7,307,704.05	7,307,704.05	


Certified Correct (as to Obligations):

  
FLORENCE A. ALLEJOS  
Supervising Administrative Officer  
Date: 15-Apr-14

Certified Correct (as to Disbursements):

  
JOSEPH G. LUCENO  
Accountant III  
Date: 30-Apr-14

Approved By:

  
ESTER B. OGENA  
President