

[illegible]



applied scientific research, policy research, social science research) or											
c. producing technologies for commercialization or livelihood improvement or											
d. whose research work resulted in an extension program											
Output Indicator(s)											
1. Percentage of graduate students enrolled		100.00%	100%	100.00%	100.00%	100.00%	100.00%	100.00%	100.00%	100.00%	

This report was generated using the Unified Reporting System on January 25, 2025 3:55 PM; BED Level: 03 - GAA Level; Status : SUBMITTED


Department : State Universities and Colleges (SUCs)  
Agency/Entity : Philippine Normal University  
Operating Unit : < not applicable >  
Organization Code (UACS) : 08 003 0000000

Particulars	UACS CODE	Current Year Accomplishments			Physical Target (Budget Year)					Variance	Remarks
		Actual January 1 - September 30	Estimate October 1 - December 30	Total	Total	1st Quarter	2nd Quarter	3rd Quarter	4th Quarter		
1	2	3	4	5=3+4	6=7+8+9+10	7	8	9	10	11	12
in research degree programs											
2. Percentage of accredited graduate programs		47%	44.67%	91.67%	48.00%	48.00%	48.00%	48.00%	48.00%		progressive computation
RESEARCH PROGRAM	3202000000000000										
Outcome Indicator(s)											
1. Number of research outputs in the last three years utilized by the industry or by other beneficiaries											
Output Indicator(s)											
1. Number of research outputs completed within the year		54	20	74	66	15	17	17	17		A strong research momentum in early quarters; while the later quarters likely focused on finalizing, publishing, and presenting research findings.
2. Percentage of research outputs published in internationally-refereed or CHED recognized journal within the year		44.66%	10%	54.66%	52.00%	9%	11%	15%	17%		This is the accomplishment as of December 2024. The actual achievement in Q2 falls below the target because some of the expected publications for Q2 (manuscripts accepted, articles in press) were delayed in their publication and are likely to be published in the next quarter of 2024.




TECHNICAL ADVISORY EXTENSION PROGRAM	3301000000000000										
Outcome Indicator(s)											
1. Number of active partnerships with LGUs, industries, NGOs, NGAs, SMEs, and other stakeholders as a result of extension activities		44	0	44	38	10	10	10	8		There was a sustained effort in maintaining active partnerships throughout the year, with fluctuations likely due to renewals and adjustments in institutional collaborations.
Output Indicator(s)											
1. Number of trainees weighted by the length of training		781	319	1,100	1,100	200	400	400	100		
2. Number of extension programs organized and supported consistent with the SUC's mandated and priority programs		50	6	56	38	8	12	13	5		
3. Percentage of beneficiaries who rate the training course/s as satisfactory or higher in terms of quality and relevance		100%	100%	100.00%	100.00%	100.00%	100.00%	100.00%	100.00%		


Certified Correct:

  
MARIA RUTH M. REGALADO  
Director, Planning Office  
Date: January 23, 2025 08:06 PM


Certified Correct:

  
FLORENCE A. ALEJOS  
Head, Budget Unit  
Date: January 23, 2025 08:06 PM

Recommending Approval By:

  
LORDINIO A. VERGARA, DPD.  
Vice President for Finance and Administration  
Date: January 24, 2025 11:15 AM

Approved By:

  
BERT J. TUGA, PH.D.  
President  
Date: January 24, 2025 07:44 PM